

# 建設物価指数月報

*Monthly Report on Construction Price Index*

建築費指数  
Building Construction Cost Index

建設資材物価指数  
Construction Material Price Index

建設機械・仮設資材  
賃貸料金指数  
Construction machinery · Temporary  
work material lease charge index



# 8

No.302

Aug. 2008

財団法人 建設物価調査会

Construction Research Institute

## 財団法人 建設物価調査会 ――概 要――

|         |   |
|---------|---|
| 名 称     | 財団法人 建設物価調査会  |
| 創立年月日   | 1947年 9月 1日   |
| 設立年月日   | 1955年 6月23日 建設省東書第25号により設立許可  |
| 代 表 者   | 理事長 小野 和日見  |
| 所 在 地   | 東京都中央区日本橋大伝馬町11番 8号 ☎ (03) 3663-2411代   |
| 事 業 目 的 | 土木・建築等の建設工事に関する工事費並びにこれらに要する資材の価格及び労務費の実態を調査して、工事の設計及び見積等に資し、もって建設事業の進歩発達に寄与することを目的とする<br>(一) 主要都市における土木・建築等の建設工事に関する工事費並びにこれらに要する資材の価格及び労務費の実態に関する調査研究<br>(二) 建設経済活動の実態把握に関する調査研究<br>(三) 前各号の調査研究に基づく調査報告書の調製配布及び出版物の刊行<br>(四) 第一号及び第二号に掲げる調査研究の受託<br>(五) その他、本会の目的を達成するための必要な事業 |
| 事 業 所   | 全国10都市に設置   |

本書掲載の一部データが「建設Navi」にてエクセル形式でダウンロード出来ます。

### ■建築費指数

標準指数、構造別平均指数、モデル指数  
都市別指数  
都市間格差指数

### ■建設資材物価指数

都市別・部門別指数  
建設総合中分類別指数(東京)

## 建設総合サイト 「建設Navi」

<http://www.kensetu-navi.com/>

こちらのURLから書籍が購入できます。

- |   |   |
|---|---|
| <input type="checkbox"/> 建設経済資料室<br>建設経済分析シリーズ<br>時系列統計<br>民間企業設備投資動向調査<br>マンション改修工事マクロデータ研究<br>文教施設耐震改修工事マクロデータ研究<br>建築物リフォーム・リニューアル受注調査<br>個人住宅工事マクロデータ研究 | <input type="checkbox"/> JBCI(Japan Building Cost Information)<br>建築プロジェクトの契約価格をベースとしたプライス情報! |
| <input type="checkbox"/> オンラインショッピング<br>当会発行書籍・単価データファイルの販売   | <input type="checkbox"/> エコ・リサイクル資材Navi<br>「リサイクル資材ガイド」と「グリーン購入ガイド」を一本化し、さらにエコマーク取得製品を追加      |
| <input type="checkbox"/> 緑化情報ナビ<br>約700樹種の特徴を写真付きで公開!!  | <input type="checkbox"/> 建設物価ナビ<br>「建設物価」掲載資材のメーカー連絡先を掲載。<br>分類・メーカー名・資材名から検索できます             |
| <input type="checkbox"/> 土木新工法・補修工事の見積り<br>工事区分ごとに新工法・補修工事の見積り実例を紹介   | <input type="checkbox"/> 建設購買Navi<br>建設業界における企業間取引の拡大を支援!                                     |

# 目 次 Contents

|   |  | ページ Page  |
|---|--|-----------|
| <b>第 1 部 建築費指数</b>  | <b>Building Construction Cost Index</b>  | <b>3</b>  |
| I. 今月の動向  | Trends .....   | 5         |
| 1. 建築費指数  | Building Construction Cost Index(BCCI) .....   | 5         |
| 2. 関連指標の動向  | Trends of related data .....   | 7         |
| (1) 建築着工の動向   | Trends of Building Construction Started .....  | 7         |
| (2) 他の物価指数との比較  | Comparison with other price indexes .....  | 8         |
| II. 建築費指数の利用の手引き  | Guide to the BCCI .....  | 9         |
| 1. 建築費指数の性格   | Characteristics of the BCCI .....  | 9         |
| 2. 作成方法の概略  | Outline of the index .....   | 9         |
| 3. 作成建物の種類  | Building type .....  | 11        |
| III. 建築費指数統計表   | Statistical tables .....   | 13        |
| 1. 統計表の見方   | Notes on the statistical tables .....  | 13        |
| 2. 標準指数   | Standard index .....   | 14        |
| 3. 構造別平均指数  | Average index by structural frame .....  | 23        |
| 4. モデル指数  | Model index .....  | 24        |
| 5. 都市別指数  | Index by cities .....  | 28        |
| 6. 都市間格差指数  | Regional difference index .....  | 40        |
| 7. 主要細目価格指数   | Price index(major detailed items) .....  | 44        |
| 8. 主要細目寄与度  | Contribution to Annual and Monthly changes<br>(major detailed items) .....   | 45        |
| <br>  |  |           |
| <b>第 2 部 建設資材物価指数</b>                                     | <b>Construction Material Price Index</b>   | <b>47</b> |
| I. 今月の動向  | Trends .....   | 49        |
| 1. 建設資材物価指数   | Construction Material Price Index(CMPI) .....  | 49        |
| 2. 大分類別指数   | Index by major classification .....  | 49        |
| 3. 主要品目別指数  | Index by major items .....   | 52        |
| 4. 主要建設資材の動向  | Trends of major construction materials .....   | 53        |
| II. 建設資材物価指数の利用の手引き                                       | Guide to the CMPI .....  | 54        |
| 1. 建設資材物価指数の性格  | Characteristics of the CMPI .....  | 54        |
| 2. 作成方法の概略  | Outline of the index .....   | 54        |
| III. 建設資材物価指数統計表  | Statistical tables .....   | 59        |
| 1. 都市別・部門別指数  | Index by cities and sectors .....  | 59        |
| 2. 建設総合中分類別指数<br>(東京・大阪・名古屋・福岡・<br>那覇・広島・高松・新潟・<br>仙台・札幌) | Construction general index by intermediate<br>classification<br>(Tokyo, Osaka, Nagoya, Fukuoka, Naha,<br>Hiroshima, Takamatsu, Niigata, Sendai, Sapporo) ..... | 60        |
| 3. 主要品目別指数 (東京)   | Index by item (Tokyo) .....  | 90        |
| 4. 都市間格差指数  | Regional difference index .....  | 91        |

|            |                             |   |            |
|------------|-----------------------------|---|------------|
| <b>第3部</b> | <b>建設機械・仮設資材<br/>賃貸料金指数</b> | <b>Construction machinery・Temporary work<br/>material lease charge index</b>                    | <b>93</b>  |
| I.         | 建設機械・仮設資材賃貸料金<br>指数         | Construction machinery・Temporary work material<br>lease charge index                            | 95         |
| II.        | 都市間格差指数                     | Regional difference index   | 97         |
| <b>第4部</b> | <b>関連指標</b>                 | <b>Related data</b>   | <b>99</b>  |
| I.         | 建築着工統計                      | Building Starts   | 101        |
| II.        | 住宅着工統計                      | Housing Starts  | 105        |
| III.       | 建築着工統計による単価<br>及び指数         | Estimated construction price and index per sq.m. by<br>Building Starts                          | 107        |
| IV.        | 建設工事費デフレーター                 | Deflator for Construction Cost Work   | 111        |
| V.         | 物価指数・賃金指数                   | Price index and Wage index  | 112        |
| <b>第5部</b> | <b>付属資料</b>                 | <b>Appendicies</b>  | <b>113</b> |
| I.         | 建築費指数の作成方法                  | Method of calculating BCCI  | 115        |
| 1.         | 建築費指数の作成方法                  | Method of calculating BCCI  | 115        |
| 2.         | ウエイト表                       | Table of BCCI weights   | 121        |
| II.        | 建設資材物価指数の作成方法               | Method of calculating CMPI  | 128        |
| 1.         | 建設資材物価指数の作成<br>方法           | Method of calculating CMPI  | 128        |
| 2.         | 大分類及び中分類別ウエ<br>イト表          | Table of CMPI weights by Major and intermediate<br>classification                               | 131        |
| III.       | 建設機械・仮設資材賃貸料金<br>指数の作成方法    | Method of calculating the construction machinery・<br>temporary work material lease charge index | 137        |
| 1.         | 指数の性格                       | Characteristics of index  | 137        |
| 2.         | 指数の作成方法                     | Calculating method of index   | 137        |
| 3.         | 指数体系及びウエイト                  | System and weights of index   | 139        |

# 第1部 建築費指数

## Building Construction Cost Index

|  |    |
|--|----|
| I. 今月の動向 Trends  | 5  |
| 1. 建築費指数 BCCI  |    |
| 2. 関連指標の動向 Trends of related data  |    |
| II. 建築費指数の利用の手引き Guide to the BCCI   | 9  |
| 1. 建築費指数の性格 Characteristics of the BCCI                                      |    |
| 2. 作成方法の概略 Outline of the index  |    |
| 3. 作成建物の種類 Building type   |    |
| III. 建築費指数統計表 Statistical tables   | 13 |
| 1. 統計表の見方 Notes on the statistical tables                                    |    |
| 2. 標準指数 Standard index   |    |
| 3. 構造別平均指数 Average index by structural frame                                 |    |
| 4. モデル指数 Model index   |    |
| 5. 都市別指数 Index by cities   |    |
| 6. 都市間格差指数 Regional difference index   |    |
| 7. 主要細目価格指数 Price index (major detailed items)                               |    |
| 8. 主要細目寄与度 Contribution to Annual and Monthly Changes (major detailed items) |    |



# I. 今月の動向 Trends

## 1. 建築費指数 BCCI

2008年7月の建設物価建築費指数(東京2000年平均=100)の、代表的な建物についてその動向をみると次のとおりである。

### (1) No. 4 集合住宅 RC 5,000㎡

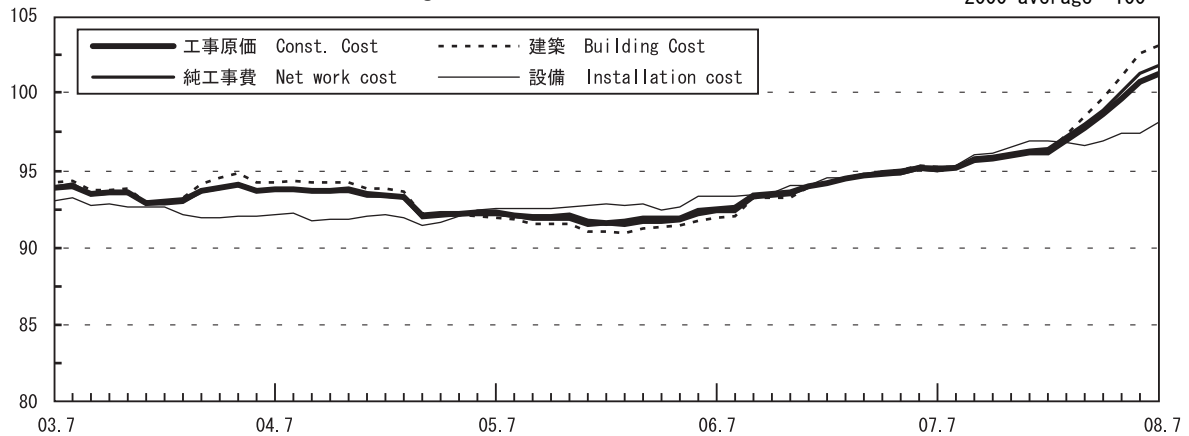
工事原価で見ると101.4(暫定)で前月比0.51%増(+0.52ポイント)、前年同月比6.55%増(+6.23ポイント)となっている。純工事費で見ると101.9(暫定)で前月比0.55%増(+0.55ポイント)、前年同月比7.02%増(+6.68ポイント)となっている。〔( )内は前月または前年同月との指数差である。〕

純工事費指数101.9(暫定)の前月比0.55%増に対する主要細目の寄与度をみると、寄与度がプラスの細目は、鉄筋[+0.28]、衛生配管[+0.15]、建築その他[+0.11]、設備その他[+0.01]である。寄与度がマイナスの細目はなし。

また、対前年同月比7.02%増に対する主要細目の寄与度をみると、寄与度がプラスの細目は、鉄筋[+4.22]、建築その他[+0.94]、衛生配管[+0.45]、生コンクリート[+0.30]、型枠[+0.28]等である。寄与度がマイナスの細目は、木工[-0.06]である。〔カッコ内は寄与度、45ページ参照〕

図-1 No.4 集合住宅 RC 5,000㎡  
fig.1 Condominium

平成12年平均=100  
2000 average=100



### (2) No. 8 事務所 SRC 7,000㎡

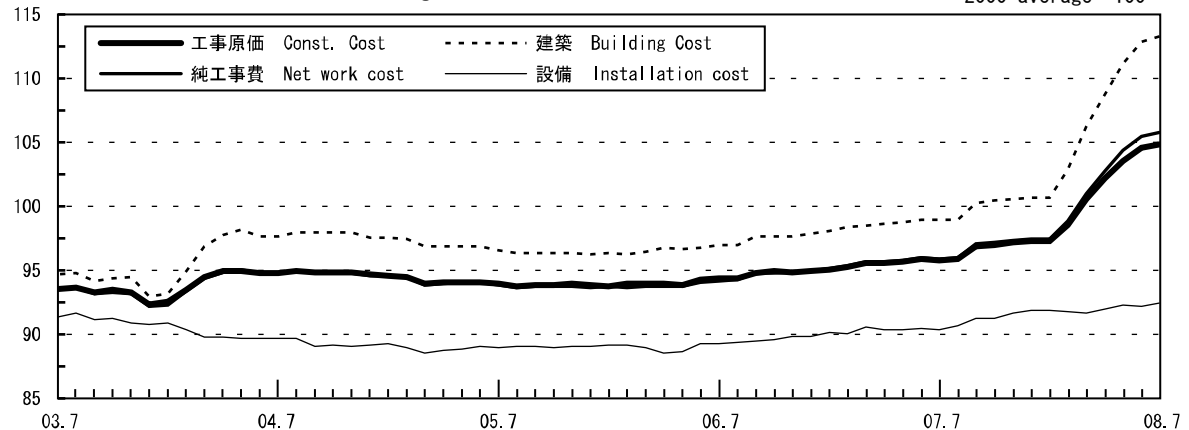
工事原価で見ると104.9(暫定)で前月比0.31%増(+0.32ポイント)、前年同月比9.52%増(+9.12ポイント)となっている。純工事費で見ると105.8(暫定)で前月比0.33%増(+0.35ポイント)、前年同月比10.32%増(+9.90ポイント)となっている。〔( )内は前月または前年同月との指数差である。〕

純工事費指数105.8(暫定)の前月比0.33%増に対する主要細目の寄与度をみると、寄与度がプラスの細目は、鉄筋[+0.16]、建築その他[+0.08]、衛生配管[+0.06]、設備その他[+0.04]である。寄与度がマイナスの細目はなし。

また、対前年同月比10.32%増に対する主要細目の寄与度をみると、寄与度がプラスの細目は、鋼材[+5.54]、鉄筋[+2.24]、建築その他[+1.04]、設備その他[+0.39]、生コンクリート[+0.20]等である。寄与度がマイナスの細目は、木工[-0.01]である。〔カッコ内は寄与度、45ページ参照〕

図-2 No.8 事務所 SRC 7,000㎡  
fig.2 Office

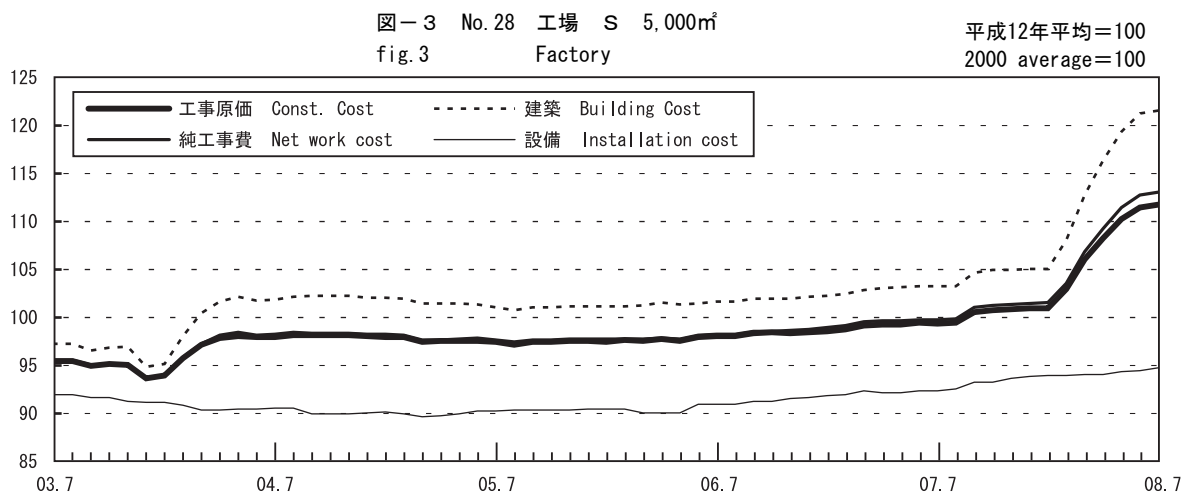
平成12年平均=100  
2000 average=100



(3) No. 28 工場 S 5,000㎡

工事原価で見ると111.8（暫定）で前月比0.25%増（+0.28ポイント）、前年同月比12.42%増（+12.35ポイント）となっている。純工事費で見ると113.1（暫定）で前月比0.27%増（+0.30ポイント）、前年同月比13.26%増（+13.24ポイント）となっている。〔（ ）内は前月または前年同月との指数差である。〕

純工事費指数113.1（暫定）の前月比0.27%増に対する主要細目の寄与度をみると、寄与度がプラスの細目は、鉄筋 [+0.11]、衛生配管 [+0.07]、建築その他 [+0.06]、設備その他 [+0.03] である。寄与度がマイナスの細目はなし。また、対前年同月比13.26%増に対する主要細目の寄与度をみると、寄与度がプラスの細目は、鋼材 [+9.31]、鉄筋 [+1.76]、建築その他 [+1.01]、設備その他 [+0.36]、衛生配管 [+0.24] 等である。寄与度がマイナスの細目はなし。〔カッコ内は寄与度、45ページ参照〕

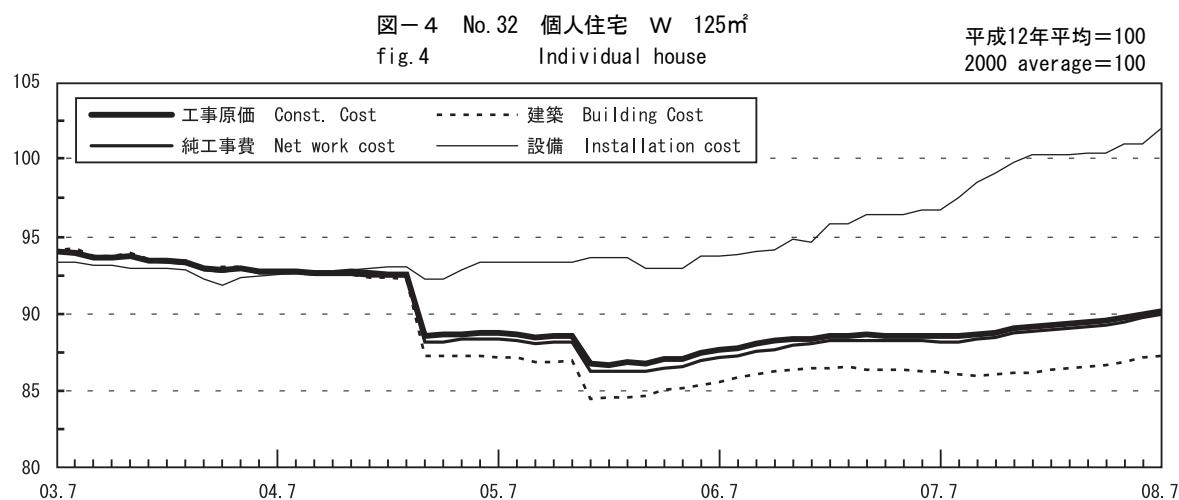


(4) No. 32 個人住宅 W 125㎡

工事原価で見ると90.2（暫定）で前月比0.28%増（+0.25ポイント）、前年同月比1.90%増（+1.68ポイント）となっている。純工事費で見ると90.0（暫定）で前月比0.30%増（+0.27ポイント）、前年同月比2.05%増（+1.81ポイント）となっている。〔（ ）内は前月または前年同月との指数差である。〕

純工事費指数90.0（暫定）の前月比0.30%増に対する主要細目の寄与度をみると、寄与度がプラスの細目は、衛生配管 [+0.18]、建築その他 [+0.07]、鉄筋 [+0.04]、設備その他 [+0.02] である。寄与度がマイナスの細目は、木工 [-0.02] である。

また、対前年同月比2.05%増に対する主要細目の寄与度をみると、寄与度がプラスの細目は、衛生配管 [+0.57]、鉄筋 [+0.50]、建築その他 [+0.49]、衛生機器 [+0.23]、電線ケーブル [+0.22] 等である。ある。寄与度がマイナスの細目は、木工 [-0.36] である。〔カッコ内は寄与度、45ページ参照〕





## 2. 関連指標の動向 Trends of related data

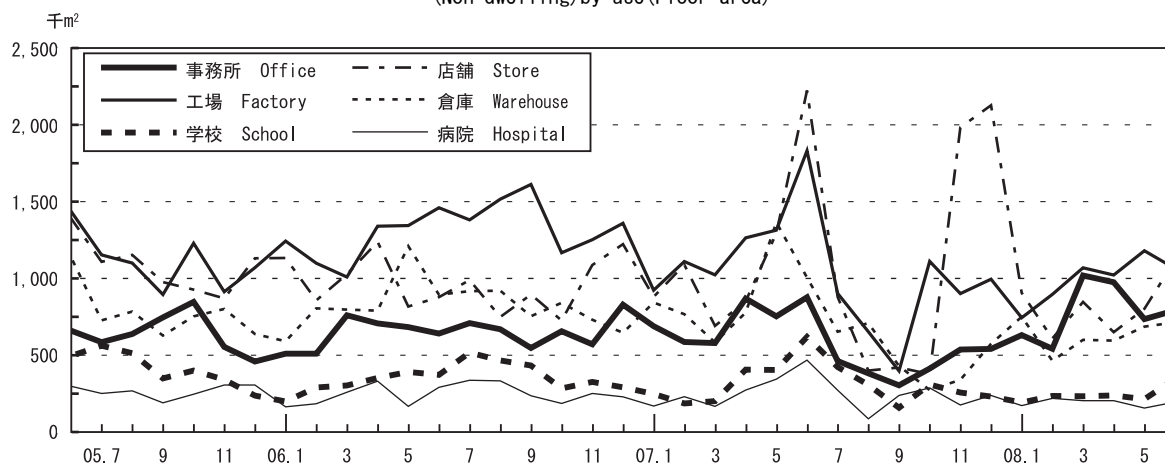
### (1) 建築着工の動向(6月分)

#### ① 非居住用建築物着工面積

非居住用の建築物の着工床面積(6月分)を用途別に前年同月比で見ると、事務所(797千㎡)が9.6%減、店舗(1,124千㎡)が49.5%減、工場及び作業場(1,069千㎡)が41.8%減、倉庫(719千㎡)が28.9%減、学校(350千㎡)が44.0%減、病院(200千㎡)が57.8%減であった。

非居住用全体では、5,694千㎡、前年同月比で40.6%減少した。

図-5 主な用途別建築着工床面積  
fig.5 Building Starts  
(Non-dwelling) by use (Floor area)



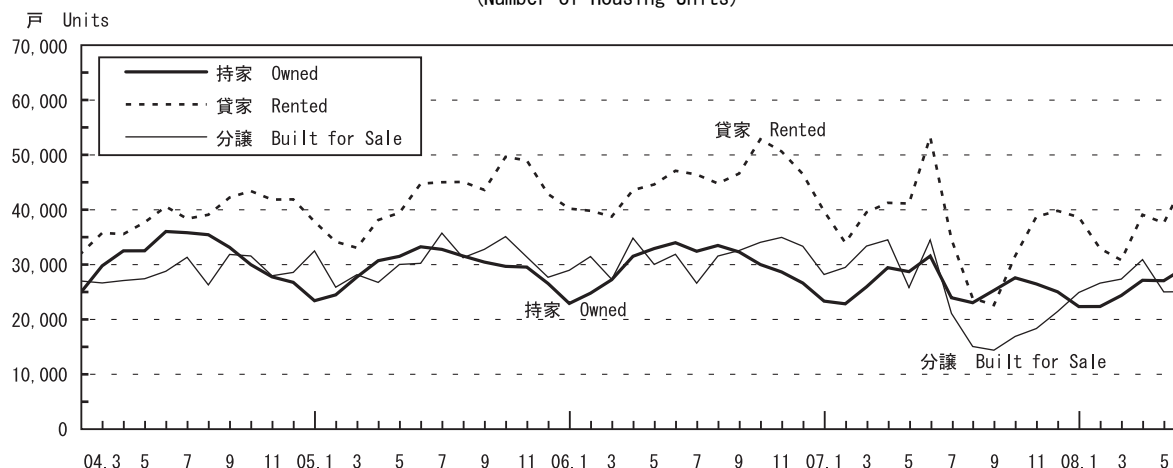
#### ② 住宅着工戸数

新設住宅の着工戸数(6月分)を前年同月比で見ると、持家(29,605戸)が6.6%減、貸家(45,325戸)が15.1%減、給与住宅(803戸)が43.5%減、分譲住宅(25,196戸)が27.2%減であった。

全体では100,929戸、前年同月比で16.7%減少した。

資金別に内訳をみると、持家は、民間資金住宅(27,159戸)が6.2%減、公的資金住宅(2,446戸)が10.8%減と共に減少した。貸家は、民間資金住宅(40,243戸)が15.7%減、公的資金住宅(5,082戸)が10.6%減と共に減少した。分譲住宅は、民間資金住宅(22,906戸)が28.8%減、公的資金住宅(2,290戸)は6.6%減と共に減少した。

図-6 新設住宅着工戸数  
fig.6 New Construction Starts of Houses  
(Number of Housing Units)



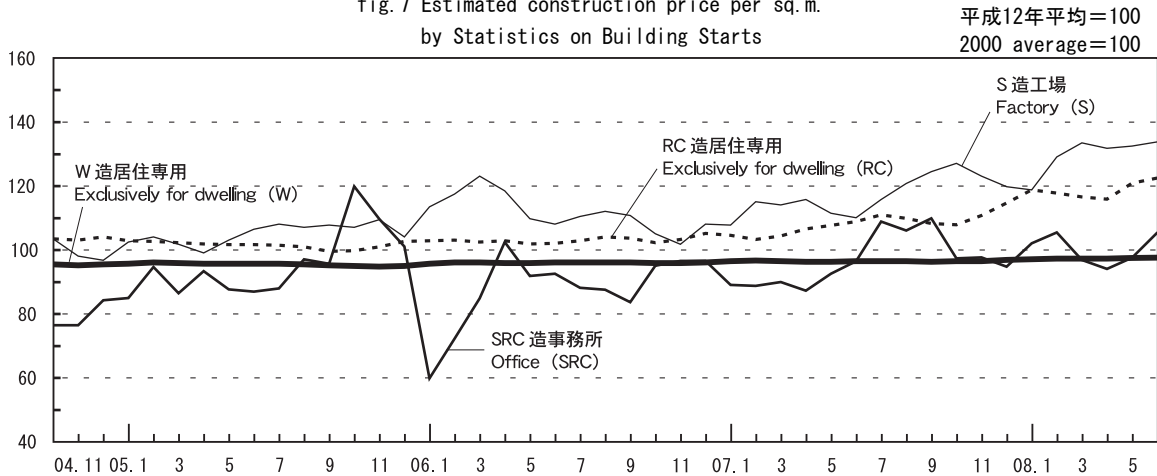
### ③ 建築着工予定工事費単価

ここで言う予定工事費単価とは、国土交通省「建築着工統計調査」のデータにより、次の計算方法によって算出したものである。

予定工事費単価＝工事費予定額の合計÷床面積の合計

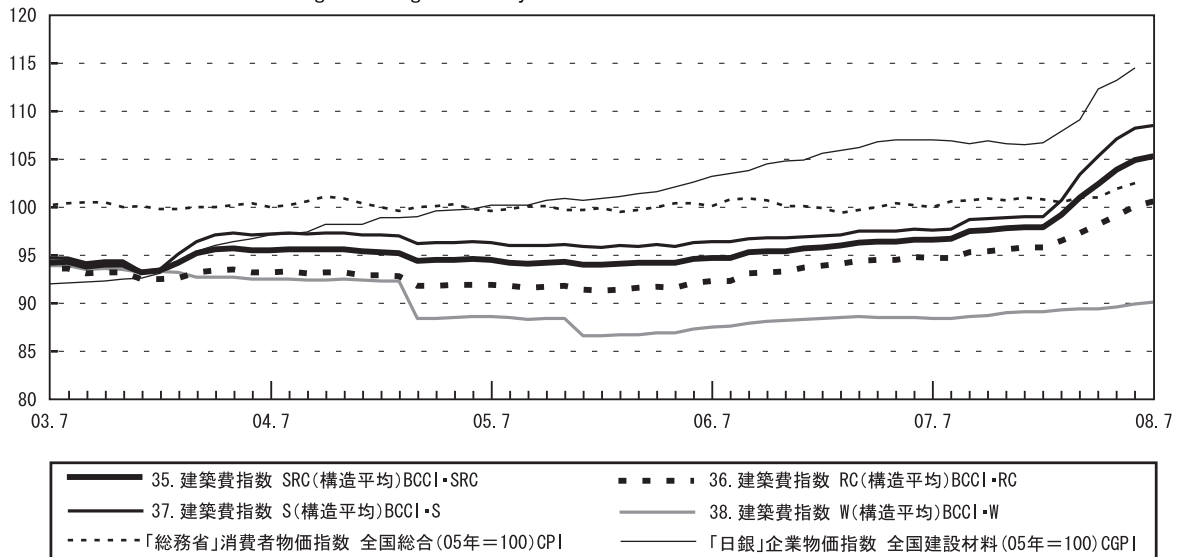
なお、「建築着工統計調査」は着工ベースで把握しているため、その後の工事計画の変更、床面積や工事費予定額の変更があるので、利用に当たってはこの点に留意されたい。

図-7 主な構造・用途の予定工事費単価指数  
fig.7 Estimated construction price per sq.m.  
by Statistics on Building Starts



### (2) 他の物価指数との比較

図-8 構造別平均建築費指数(工事原価・東京)と関連統計指標との比較  
fig.8 Average index by structural frame and Related data



## Ⅱ．建築費指数の利用の手引き

### 1. 建築費指数の性格

この建築費指数は、建物を建築する際の工事価格の変動を明らかにすることを目的として作成されているもので、建築工事に関する一種の物価指数である。

作成方法としては、建物はそれぞれ個別の条件によって建築されるのがほとんどであるため、同一の建物の工事価格を時系列で比較することによって工事価格の動向を把握するという、一般商品のような物価指数作成の方法をとることができない。

こうしたことから、この建築費指数は、それぞれの建物をいわば基準化した建物として設定し、その建築工事価格を構成する細かな費目等の工事価格を合成して指数を作成する方法をとっている。したがって、実際に建築された建物の工事価格による指数ではなく、理論的な指数となっているが、これは建物が個性の強い生産物である限りやむを得ない作成方法で、概ね建築工事価格の動向を把握しているものとしている。

また、建物の内容差が時間によって変化することから、できるだけ実態に合った指数とするため、基準化した建物を見直すなどの基準年の改定を5年ごとに行うこととしている。このため、2008年6月号をもって旧基準指数(1995年基準)を新基準指数(2000年基準)に改定した。

### 2. 作成方法の概略

#### (1) 建物の基準化

建物の基準化は二つの方法によっている。①は、個別性を消去するために、2000年に建築された建物を平均したもので、「標準指数」作成に用いている。②は、実際に存在した個別の建物で、「モデル指数」作成に用いている。

#### (2) 指数作成の方法

基準化したそれぞれの建物の建築工事費のうち、工事原価を構成する各費目及び細目等の工事費のウェイトを求め、それぞれの費目、細目等に対応させた工事価格指数を、そのウェイトによって合成する方法をとっている。ウェイトは、2000年(基準年)で固定されている。こうした作成方法は、ラスパイレス算式と呼ばれるもので、一般の物価指数の算出に用いられている方法である。

#### (3) 価格データ

指数作成のための価格データは、当調査会調査による建設資材価格、施工単価、官公庁公表の諸統計などの結果を用いている。

#### (4) 指数作成地域

標準指数、構造別平均指数及びモデル指数については、東京とする。地域指数(都市別指数及び都市間格差指数)については、大阪、名古屋、福岡、広島、高松、金沢、新潟、仙台及び札幌の9都市とする。

#### (5) 消費税について

本指数作成のための価格データは、主として月刊「建設物価(当調査会発行)」の結果を用いている。「建設物価」においては消費税抜きの調査を行っていることから、本指数においても消費税は含まれていない。

## II. Guide to the Building Construction Cost Index (BCCI)

### 1. Characteristics of the BCCI

The BCCI aims at revealing the changes of construction work prices of the constructing building, and is a kind of price index concerning a building construction work.

The BCCI is not obtained by the method of the price index for ordinary goods, for since the architecture is built under each conditions, it is impossible to grasp the trend of construction work price by comparing with construction price of the same building in the time series.

As the result, the BCCI set up the architecture as a standardized building and takes the method of computing the index that compose the building construction work price containing the work price of detailed items. Therefore this index is not computed from the construction work price of the actual constructed building but theoretical one.

Since the difference in the contents of the building may change by the lapse of time, it is necessary to obtain the index which is matched with the actual conditions as possible, therefore the base period has been revised every five years, so as to take account of the changes in construction patterns. As the result of that, the old index of the 1995 base was revised to the new index of the 2000 base in June 2008.

### 2. Outline of the index

#### (1) Standardization of building

A standardization of building is carried out by two method. One is the average of buildings constructed in 2000 in order to eliminate the individuality of building. This is used for the “Standard index”. Other is the actual existing building and is used for the “Model index”.

#### (2) Method of the index

Out of the construction costs of respective standardized buildings, weights of construction costs of various items and detailed items, which compose the construction work cost are obtained and the construction price index corresponding to the respective cost items and detailed items are synthesized according to the above-mentioned weights. The weights are fixed of 2000 base. The index is calculated as the weighted arithmetic mean with fixed base ( Laspeyres Formula ) and is used in the calculation of the price index in general.

#### (3) Price data

The price data used in the index are derived from the construction material price and the unit price of detailed construction work investigated by the Construction Research Institute and the survey conducted by the Government and Municipal Offices.

#### (4) Scope of the index

The “Standard index”, “Index by structural frame”, and “Model index” are compiled for Tokyo. The “Regional index” (Index by cities and Regional difference index) are compiled for the 9 cities of Osaka, Nagoya, Fukuoka, Hiroshima, Takamatsu, Kanazawa, Niigata, Sendai, and Sapporo.

(5) Consumption tax

As for the price data used in the index are mainly derived from the “Construction commodity price”, which investigates the price without the consumption tax, so the index does not contain the consumption tax.

3. 作成建物の種類 Building type

(1) 標準指数 Standard index

| No. | 使 途 Purpose                               | 構 造<br>Structural<br>frame | 延床面積<br>規模(m <sup>2</sup> )<br>Total floor<br>area | 階 数<br>(地上/地下)<br>Story(ground/<br>basement) | 設備内容<br>Installation | 基準時<br>Base<br>period |
|-----|---|----------------------------|--|--|----------------------|-----------------------|
| 1   | 集合住宅 Condominium                          | S R C                      | 2,000  | 8/0  | E. P. A. L           | 2000年                 |
| ②   | ” ”                                       | ”                          | 10,000   | 10/0   | ”                    | ”                     |
| 3   | ” ”                                       | R C                        | 1,000  | 3/0  | E. P                 | ”                     |
| ④   | ” ”                                       | ”                          | 5,000  | 6/0  | E. P. A. L           | ”                     |
| 5   | ” Apartment                               | S                          | 800  | 3/0  | E. P                 | ”                     |
| 6   | 個人住宅 Individual house                     | R C                        | 200  | 2/0  | E. P. A              | ”                     |
| 7   | 事務所 Office                                | S R C                      | 2,000  | 8/0-1  | E. P. A. L           | ”                     |
| ⑧   | ” ”                                       | ”                          | 7,000  | 9/1-2  | ”                    | ”                     |
| 9   | ” ”                                       | R C                        | 600  | 3/0  | E. P. A              | ”                     |
| ⑩   | ” ”                                       | ”                          | 2,000  | 7/0-1  | E. P. A. L           | ”                     |
| 11  | ” ”                                       | S                          | 600  | 3/0  | E. P. A              | ”                     |
| ⑫   | ” ”                                       | ”                          | 2,000  | 7/0-1  | E. P. A. L           | ”                     |
| 13  | 店 舗 Store                                 | S R C                      | 4,000  | 8/1  | ”                    | ”                     |
| 14  | ” ”                                       | R C                        | 1,500  | 4/0  | ”                    | ”                     |
| 15  | ” ”                                       | S                          | 1,500  | 2/0  | E. P. A              | ”                     |
| 16  | 病 院 Hospital                              | S R C                      | 5,000  | 8/0-1  | E. P. A. L           | ”                     |
| 17  | 医 院 Clinic                                | R C                        | 400  | 2/0  | E. P. A              | ”                     |
| 18  | 病 院 Hospital                              | ”                          | 4,000  | 4/0  | E. P. A. L           | ”                     |
| 19  | ホ テ ル Hotel                               | S R C                      | 5,000  | 8/0-1  | ”                    | ”                     |
| 20  | ” ”                                       | R C                        | 1,500  | 5/0  | ”                    | ”                     |
| 21  | ” ”                                       | ”                          | 4,000  | 8/0-1  | ”                    | ”                     |
| 22  | 体 育 館 Gymnasium                           | ”                          | 2,000  | 2/0  | E. P. A              | ”                     |
| 23  | ” ”                                       | S                          | 800  | 1/0  | E. P                 | ”                     |
| ⑳   | 小中学校 Primary school or<br>Jr.-high school | R C                        | 4,000  | 3/0  | E. P. A              | ”                     |
| 25  | 大 学 College                               | S R C                      | 7,000  | 8/0  | E. P. A. L           | ”                     |
| 26  | 工 場 Factory                               | R C                        | 1,000  | 2/0  | ”                    | ”                     |
| 27  | ” ”                                       | S                          | 700  | 1/0  | E. P                 | ”                     |
| ㉑   | ” ”                                       | ”                          | 5,000  | 1/0  | E. P. A              | ”                     |
| 29  | 倉 庫 Warehouse                             | R C                        | 600  | 2/0  | E. P. L              | ”                     |
| 30  | ” ”                                       | S                          | 1,000  | 1/0  | E. P                 | ”                     |
| 31  | ” ”                                       | ”                          | 4,000  | 2/0  | E. P. A. L           | ”                     |
| ㉒   | 個人住宅 Individual house                     | W                          | 125  | 2/0  | E. P                 | ”                     |
| 33  | ” ”                                       | ”                          | 200  | 2/0  | E. P. A              | ”                     |
| 34  | 集合住宅 Apartment                            | ”                          | 500  | 2/0  | E. P                 | ”                     |

## (2) 構造別平均指数 Average index by structural frame

| No. | 使 途 Purpose | 構 造<br>Structural<br>frame | 延床面積<br>規模 (㎡)<br>Total floor<br>area | 階 数<br>(地上/地下)<br>Story (ground/<br>basement) | 設備内容<br>Installation | 基準時<br>Base<br>period |
|-----|-------------|----------------------------|---------------------------------------|---|----------------------|-----------------------|
| ③⑤  | —           | SRC                        | —                                     | —   | —                    | 2000年                 |
| ③⑥  | —           | R C                        | —                                     | —   | —                    | 〃                     |
| ③⑦  | —           | S                          | —                                     | —   | —                    | 〃                     |
| ③⑧  | —           | W                          | —                                     | —   | —                    | 〃                     |

## (3) モデル指数 Model index

|    |                            |        |        |      |            |          |
|----|----------------------------|--------|--------|------|------------|----------|
| 39 | 小規模付ワンルームマンション Condominium | R C    | 836    | 3/1  | E. P. A.   | 2001年11月 |
| 40 | 低層集合住宅 〃                   | 〃      | 3,018  | 4/1  | E. P. A. L | 2004 11  |
| 41 | 事務所ビル Office               | SRC    | 2,414  | 8/0  | 〃          | 2003 11  |
| 42 | 店 舗 Store                  | S      | 705    | 2/0  | E. P. A    | 2006 4   |
| 43 | 総合病院 Hospital              | R C    | 11,494 | 5/0  | E. P. A. L | 2003 5   |
| 44 | ホテル(ビジネス系) Hotel           | SRC/S  | 5,003  | 10/0 | 〃          | 2005 5   |
| 45 | 体 育 館 Gymnasium            | R C    | 3,431  | 2/0  | E. P. A    | 2002 11  |
| 46 | 図 書 館 Library              | 〃      | 2,413  | 3/0  | E. P. A. L | 2004 5   |
| 47 | 保 育 園 Nursery school       | W      | 1,000  | 1/0  | E. P. A    | 2005 10  |
| 48 | 集合住宅 Condominium           | RC/SRC | 5,844  | 8/0  | E. P. L.   | 1996 6   |
| 49 | 店舗事務所 Office and store     | S      | 1,102  | 7/0  | E. P. A. L | 1998 6   |
| 50 | 寄 宿 舎 Dormitory            | R C    | 2,207  | 5/0  | E. P. A    | 2000 6   |
| 51 | 小 学 校 Primary school       | 〃      | 5,840  | 3/0  | E. P. A. L | 2002 5   |
| 52 | 工 場 Factory                | S      | 1,390  | 2/0  | 〃          | 1993 6   |
| 53 | 大 学 College                | SRC    | 6,820  | 8/0  | 〃          | 1993 12  |
| 54 | 二世帯住宅 Semi detached house  | R C    | 263    | 3/1  | E. P. A    | 1995 6   |

## (4) 地域指数 Regional index

標準指数のうち建物番号を○印で囲んであるもの。

The circled building number of the Standard index denotes the Regional index.

[注 Note]

|                            |     |               |  |
|----------------------------|-----|---------------|--|
| 構 造<br>Structural<br>frame | SRC | : 鉄骨鉄筋コンクリート造 | Steel-frame and reinforced concrete      |
|                            | R C | : 鉄筋コンクリート造   | Reinforced concrete                      |
|                            | S   | : 鉄 骨 造       | Steel-frame                              |
|                            | W   | : 木 造         | Wooden                                   |
| 設 備 内 容<br>Installation    | E   | : 電 気         | Electricity                              |
|                            | P   | : 給排水衛生       | Plumbing and sanitation                  |
|                            | A   | : 暖冷房空調       | Air-conditioning; room cooling (heating) |
|                            | L   | : 昇 降         | Lift (installation)                      |

### Ⅲ. 建築費指数統計表 Statistical tables

#### 1. 統計表の見方 Notes on the statistical tables

##### (1) 建物種類

延床面積及び階数はおおよその数値です。下の例でいえば、2,000㎡前後、地上8階くらいということになります。

|                         |                       |                            |                             |                                    |   |                                 |
|-------------------------|-----------------------|----------------------------|-----------------------------|------------------------------------|---|---------------------------------|
| 1                       | 建物種類<br>Building type | 集合住宅<br>Condominium        | S R C                       | 2,000㎡                             | 8/0   | 設備 [E. P. A. L]<br>Installation |
| 建物番号<br>Building Number | 使 途<br>Purpose        | 構 造<br>Structural<br>frame | 延床面積<br>Total floor<br>area | 階 数<br>Story (ground<br>/basement) | 有する設備内容<br>Contents of equipment<br>installed |                                 |

##### (2) 指数種類

建築純工事費指数について、非木造では建築純工事費を仮設、土工・地業、く体及び仕上の4種類に区分して指数を作成し、木造では建築純工事費を構成する各科目のうち、ウエイトの高い5科目(基礎、木工、屋根、金属製建具、内外装)のみ指数を公表しています。設備工事費指数については、電気、給排水衛生、暖冷房空調のみ指数を公表しています(木造は電気、給排水衛生のみ)。

##### (3) 工事原価の暫定値

工事原価、純工事費、建築、仮設及び設備については、最新2か月のデータは暫定値となっており、数値の頭に“P”を表示して区別しています。

##### (1) Building type

The total floor area and the number of story indicate an approximate figure. In the above-mentioned example, the total floor area indicates about 2,000㎡ and the number of story shows a building with eight stories above ground.

##### (2) Kind of index

As for “Net work cost index”, the following indices are released:

Concerning the non-wooden buildings, indices are compiled dividing the Net work costs into four kinds, i.e., “temporary work”, “earthwork & foundation”, “structural frame” and “finishing”. Regarding the wooden buildings, indices are released five kinds such as “foundation”, “wooden work”, “roofing”, “metal fittings” and “interior and exterior finishing” have high weights of various items that compose the Net work costs. As for the “Installation cost index”, indices of “electricity”, “plumbing & sanitation”, and “air-conditioning and heating” are released. Regarding the wooden building indices of “electricity” and “plumbing & sanitation” are released.

##### (3) Provisional data of “Construction cost”

The latest two-months-data marked “P” of the “Construction cost” denote the provisional one.

2. 標準指数 (1) Standard index

平成12年平均=100  
2000 average=100

| 1                |                       | 建物種類 Building type        |                       | 集合住宅 Condominium            |                      | SRC 2,000㎡ 8/0                  |                                 | 設備 Installation [E. P. A. L] |                 |                    |                   |                             |                        |
|------------------|-----------------------|---------------------------|-----------------------|-----------------------------|----------------------|---------------------------------|---------------------------------|------------------------------|-----------------|--------------------|-------------------|-----------------------------|------------------------|
| 年月<br>Year Month | 指数種類<br>Kind of Index | 工事原価<br>Construction cost | 純工事費<br>Net work cost | 建築<br>Building construction | 仮設<br>Temporary work |                                 | 土工・地業<br>Earthwork & Foundation | ＜体<br>Structural frame       | 仕上<br>Finishing | 設備<br>Installation | 電気<br>Electricity | 衛生<br>Plumbing & Sanitation | 空調<br>Air-conditioning |
|                  |                       |                           |                       |                             | 仮設<br>Temporary work | 土工・地業<br>Earthwork & Foundation |                                 |                              |                 |                    |                   |                             |                        |
| 2001年            | 平均                    | 98.6                      | 98.6                  | 98.6                        | 99.3                 | 98.7                            | 98.7                            | 98.5                         | 98.3            | 99.6               | 98.8              | 98.0                        |                        |
| 2002             |                       | 97.0                      | 97.1                  | 97.2                        | 98.4                 | 98.8                            | 98.6                            | 95.7                         | 96.9            | 98.5               | 96.9              | 95.8                        |                        |
| 2003             |                       | 95.3                      | 95.4                  | 95.9                        | 96.7                 | 98.2                            | 101.1                           | 91.6                         | 93.7            | 95.9               | 93.2              | 91.2                        |                        |
| 2004             |                       | 95.7                      | 95.8                  | 97.0                        | 92.8                 | 97.2                            | 112.1                           | 87.5                         | 91.9            | 94.0               | 92.2              | 88.5                        |                        |
| 2005             |                       | 94.7                      | 94.6                  | 95.4                        | 89.1                 | 96.5                            | 113.6                           | 84.2                         | 92.1            | 91.8               | 94.9              | 87.9                        |                        |
| 2006             |                       | 94.8                      | 94.7                  | 95.3                        | 89.1                 | 97.2                            | 114.5                           | 83.1                         | 92.8            | 91.8               | 96.5              | 88.3                        |                        |
| 2007             |                       | 97.1                      | 97.3                  | 98.0                        | 90.6                 | 98.7                            | 122.1                           | 83.0                         | 94.9            | 93.7               | 99.9              | 89.4                        |                        |
| 2007年            | 7月                    | 96.9                      | 97.1                  | 97.9                        | 90.4                 | 98.6                            | 122.1                           | 82.9                         | 94.4            | 93.2               | 99.5              | 89.2                        |                        |
|                  | 8                     | 97.0                      | 97.2                  | 97.9                        | 90.4                 | 98.7                            | 122.1                           | 82.9                         | 94.9            | 93.2               | 100.4             | 89.3                        |                        |
|                  | 9                     | 97.7                      | 97.9                  | 98.7                        | 91.2                 | 99.5                            | 124.0                           | 82.8                         | 95.5            | 94.7               | 100.5             | 89.6                        |                        |
|                  | 10                    | 97.8                      | 98.0                  | 98.8                        | 91.2                 | 99.7                            | 124.4                           | 82.8                         | 95.6            | 94.7               | 100.5             | 89.9                        |                        |
|                  | 11                    | 98.0                      | 98.2                  | 98.9                        | 91.2                 | 99.7                            | 124.4                           | 83.0                         | 96.0            | 95.0               | 101.2             | 90.1                        |                        |
|                  | 12                    | 98.2                      | 98.4                  | 99.0                        | 91.3                 | 99.9                            | 124.7                           | 83.0                         | 96.5            | 95.1               | 101.8             | 90.1                        |                        |
| 2008年            | 1月                    | 98.2                      | 98.5                  | 99.1                        | 91.3                 | 100.1                           | 124.7                           | 83.2                         | 96.4            | 95.2               | 101.9             | 90.1                        |                        |
|                  | 2                     | 99.4                      | 99.8                  | 100.9                       | 91.3                 | 100.7                           | 129.9                           | 83.2                         | 96.3            | 95.2               | 101.9             | 90.1                        |                        |
|                  | 3                     | 101.1                     | 101.5                 | 103.3                       | 91.3                 | 101.4                           | 136.7                           | 83.4                         | 96.1            | 95.5               | 101.9             | 90.1                        |                        |
|                  | 4                     | 102.6                     | 103.1                 | 105.2                       | 91.3                 | 101.8                           | 142.8                           | 83.4                         | 96.5            | 95.4               | 101.9             | 90.1                        |                        |
|                  | 5                     | 104.0                     | 104.7                 | 107.2                       | 91.4                 | 103.5                           | 148.3                           | 83.4                         | 96.7            | 95.4               | 102.7             | 90.3                        |                        |
|                  | 6                     | P 105.1                   | P 105.9               | P 108.8                     | P 91.6               | 105.2                           | 152.1                           | 83.8                         | P 97.4          | 95.6               | 102.7             | 90.3                        |                        |
|                  | 7                     | P 105.5                   | P 106.4               | P 109.2                     | P 92.2               | 105.8                           | 153.0                           | 83.8                         | P 97.4          | 95.7               | 103.9             | 90.4                        |                        |
| 2                |                       | 建物種類 Building type        |                       | 集合住宅 Condominium            |                      | SRC 10,000㎡ 10/0                |                                 | 設備 Installation [E. P. A. L] |                 |                    |                   |                             |                        |
| 2001年            | 平均                    | 98.6                      | 98.6                  | 98.6                        | 99.3                 | 98.7                            | 98.7                            | 98.4                         | 98.4            | 99.7               | 98.7              | 98.0                        |                        |
| 2002             |                       | 97.0                      | 97.2                  | 97.3                        | 98.4                 | 98.8                            | 98.6                            | 95.8                         | 96.8            | 98.6               | 96.5              | 95.8                        |                        |
| 2003             |                       | 95.4                      | 95.5                  | 96.1                        | 96.7                 | 98.2                            | 101.1                           | 91.9                         | 93.7            | 96.3               | 92.8              | 91.2                        |                        |
| 2004             |                       | 96.1                      | 96.1                  | 97.4                        | 92.8                 | 97.3                            | 112.2                           | 88.0                         | 92.0            | 94.2               | 92.1              | 88.5                        |                        |
| 2005             |                       | 95.0                      | 95.0                  | 95.8                        | 89.1                 | 96.5                            | 113.6                           | 84.5                         | 92.2            | 91.7               | 95.0              | 87.9                        |                        |
| 2006             |                       | 95.1                      | 95.0                  | 95.6                        | 89.1                 | 97.2                            | 114.6                           | 83.2                         | 93.1            | 92.1               | 96.8              | 88.3                        |                        |
| 2007             |                       | 97.5                      | 97.7                  | 98.5                        | 90.6                 | 98.7                            | 122.1                           | 83.2                         | 95.2            | 94.1               | 100.0             | 89.4                        |                        |
| 2007年            | 7月                    | 97.3                      | 97.5                  | 98.4                        | 90.4                 | 98.6                            | 122.0                           | 83.2                         | 94.8            | 93.6               | 99.7              | 89.2                        |                        |
|                  | 8                     | 97.4                      | 97.6                  | 98.3                        | 90.4                 | 98.7                            | 122.0                           | 83.1                         | 95.2            | 93.6               | 100.5             | 89.3                        |                        |
|                  | 9                     | 98.1                      | 98.3                  | 99.1                        | 91.2                 | 99.5                            | 124.0                           | 83.0                         | 95.9            | 95.2               | 100.6             | 89.6                        |                        |
|                  | 10                    | 98.2                      | 98.5                  | 99.3                        | 91.2                 | 99.6                            | 124.4                           | 83.0                         | 95.9            | 95.2               | 100.6             | 89.9                        |                        |
|                  | 11                    | 98.4                      | 98.7                  | 99.4                        | 91.2                 | 99.6                            | 124.4                           | 83.2                         | 96.4            | 95.5               | 101.3             | 90.1                        |                        |
|                  | 12                    | 98.6                      | 98.8                  | 99.5                        | 91.3                 | 99.9                            | 124.6                           | 83.2                         | 96.8            | 95.7               | 101.8             | 90.1                        |                        |
| 2008年            | 1月                    | 98.6                      | 98.9                  | 99.6                        | 91.3                 | 100.1                           | 124.6                           | 83.4                         | 96.7            | 95.7               | 101.9             | 90.1                        |                        |
|                  | 2                     | 99.9                      | 100.3                 | 101.4                       | 91.3                 | 100.7                           | 129.9                           | 83.4                         | 96.6            | 95.7               | 101.9             | 90.1                        |                        |
|                  | 3                     | 101.7                     | 102.1                 | 103.8                       | 91.3                 | 101.5                           | 136.7                           | 83.5                         | 96.5            | 95.9               | 101.9             | 90.1                        |                        |
|                  | 4                     | 103.2                     | 103.7                 | 105.9                       | 91.3                 | 101.8                           | 142.7                           | 83.5                         | 96.8            | 95.9               | 101.9             | 90.1                        |                        |
|                  | 5                     | 104.7                     | 105.4                 | 107.9                       | 91.4                 | 103.5                           | 148.3                           | 83.5                         | 97.2            | 95.9               | 102.9             | 90.3                        |                        |
|                  | 6                     | P 105.9                   | P 106.6               | P 109.5                     | P 91.6               | 105.2                           | 152.1                           | 83.9                         | P 97.3          | 96.0               | 102.9             | 90.3                        |                        |
|                  | 7                     | P 106.4                   | P 107.1               | P 110.0                     | P 92.2               | 105.8                           | 153.0                           | 84.0                         | P 97.9          | 96.2               | 104.2             | 90.4                        |                        |
| 3                |                       | 建物種類 Building type        |                       | 集合住宅 Condominium            |                      | RC 1,000㎡ 3/0                   |                                 | 設備 Installation [E. P]       |                 |                    |                   |                             |                        |
| 2001年            | 平均                    | 98.7                      | 98.6                  | 98.4                        | 99.3                 | 98.6                            | 98.0                            | 98.5                         | 99.1            | 99.6               | 98.8              | -                           |                        |
| 2002             |                       | 96.8                      | 97.0                  | 96.8                        | 98.4                 | 98.8                            | 97.3                            | 95.9                         | 97.5            | 98.5               | 96.9              | -                           |                        |
| 2003             |                       | 94.5                      | 94.5                  | 94.6                        | 96.6                 | 98.2                            | 97.6                            | 92.1                         | 94.3            | 95.9               | 93.2              | -                           |                        |
| 2004             |                       | 93.4                      | 93.2                  | 93.3                        | 92.8                 | 97.3                            | 102.0                           | 88.2                         | 92.9            | 94.0               | 92.2              | -                           |                        |
| 2005             |                       | 92.1                      | 91.8                  | 91.3                        | 89.0                 | 96.6                            | 102.5                           | 84.9                         | 93.7            | 91.8               | 94.9              | -                           |                        |
| 2006             |                       | 92.4                      | 92.1                  | 91.3                        | 89.1                 | 97.4                            | 104.5                           | 83.7                         | 94.6            | 91.8               | 96.5              | -                           |                        |
| 2007             |                       | 94.9                      | 94.9                  | 94.1                        | 90.5                 | 98.9                            | 113.6                           | 83.8                         | 97.4            | 93.7               | 99.9              | -                           |                        |
| 2007年            | 7月                    | 94.8                      | 94.8                  | 94.1                        | 90.3                 | 98.6                            | 113.8                           | 83.7                         | 97.0            | 93.2               | 99.5              | -                           |                        |
|                  | 8                     | 94.8                      | 94.9                  | 94.1                        | 90.3                 | 98.7                            | 113.8                           | 83.6                         | 97.5            | 93.2               | 100.4             | -                           |                        |
|                  | 9                     | 95.4                      | 95.4                  | 94.6                        | 91.1                 | 99.8                            | 115.2                           | 83.5                         | 98.2            | 94.7               | 100.5             | -                           |                        |
|                  | 10                    | 95.5                      | 95.5                  | 94.7                        | 91.1                 | 99.9                            | 115.6                           | 83.5                         | 98.2            | 94.7               | 100.5             | -                           |                        |
|                  | 11                    | 95.7                      | 95.7                  | 94.8                        | 91.1                 | 99.9                            | 115.6                           | 83.7                         | 98.7            | 95.0               | 101.2             | -                           |                        |
|                  | 12                    | 95.8                      | 95.9                  | 94.9                        | 91.2                 | 100.2                           | 115.9                           | 83.7                         | 99.1            | 95.1               | 101.8             | -                           |                        |
| 2008年            | 1月                    | 95.9                      | 96.0                  | 95.0                        | 91.2                 | 100.4                           | 115.9                           | 83.8                         | 99.2            | 95.2               | 101.9             | -                           |                        |
|                  | 2                     | 96.6                      | 96.7                  | 95.9                        | 91.2                 | 100.9                           | 119.2                           | 83.8                         | 99.2            | 95.2               | 101.9             | -                           |                        |
|                  | 3                     | 97.3                      | 97.5                  | 96.9                        | 91.3                 | 101.6                           | 122.2                           | 83.9                         | 99.3            | 95.5               | 101.9             | -                           |                        |
|                  | 4                     | 98.0                      | 98.3                  | 97.9                        | 91.2                 | 102.0                           | 125.9                           | 83.9                         | 99.3            | 95.4               | 101.9             | -                           |                        |
|                  | 5                     | 98.9                      | 99.3                  | 99.1                        | 91.3                 | 103.5                           | 129.6                           | 83.9                         | 99.8            | 95.4               | 102.7             | -                           |                        |
|                  | 6                     | P 99.9                    | P 100.3               | P 100.5                     | P 91.5               | 105.1                           | 133.2                           | 84.3                         | 99.8            | 95.6               | 102.7             | -                           |                        |
|                  | 7                     | P 100.4                   | P 100.9               | P 101.0                     | P 92.0               | 105.7                           | 134.3                           | 84.4                         | 100.6           | 95.7               | 103.9             | -                           |                        |
| 4                |                       | 建物種類 Building type        |                       | 集合住宅 Condominium            |                      | RC 5,000㎡ 6/0                   |                                 | 設備 Installation [E. P. A. L] |                 |                    |                   |                             |                        |
| 2001年            | 平均                    | 98.5                      | 98.4                  | 98.4                        | 99.3                 | 98.7                            | 98.0                            | 98.5                         | 98.5            | 99.7               | 98.7              | 98.0                        |                        |
| 2002             |                       | 96.8                      | 96.9                  | 96.9                        | 98.4                 | 98.8                            | 97.5                            | 96.0                         | 96.9            | 98.6               | 96.5              | 95.8                        |                        |
| 2003             |                       | 94.7                      | 94.7                  | 95.0                        | 96.6                 | 98.3                            | 98.1                            | 92.2                         | 93.8            | 96.3               | 92.8              | 91.2                        |                        |
| 2004             |                       | 93.7                      | 93.6                  | 94.2                        | 92.8                 | 97.4                            | 103.4                           | 88.3                         | 92.1            | 94.2               | 92.1              | 88.5                        |                        |
| 2005             |                       | 92.4                      | 92.2                  | 92.2                        | 89.0                 | 96.7                            | 103.9                           | 84.9                         | 92.3            | 91.7               | 95.0              | 87.9                        |                        |
| 2006             |                       | 92.7                      | 92.5                  | 92.2                        | 89.1                 | 97.3                            | 105.8                           | 83.7                         | 93.3            | 92.1               | 96.8              | 88.3                        |                        |
| 2007             |                       | 95.3                      | 95.3                  | 95.3                        | 90.5                 | 98.9                            | 115.0                           | 83.7                         | 95.4            | 94.1               | 100.0             | 89.4                        |                        |
| 2007年            | 7月                    | 95.2                      | 95.3                  | 95.3                        | 90.3                 | 98.7                            | 115.3                           | 83.7                         | 95.0            | 93.6               | 99.7              | 89.2                        |                        |
|                  | 8                     | 95.3                      | 95.3                  | 95.3                        | 90.3                 | 98.7                            | 115.3                           | 83.6                         | 95.4            | 93.6               | 100.5             | 89.3                        |                        |
|                  | 9                     | 95.8                      | 95.9                  | 95.8                        | 91.1                 | 99.8                            | 116.7                           | 83.5                         | 96.1            | 95.2               | 100.6             | 89.6                        |                        |
|                  | 10                    | 95.9                      | 96.0                  | 96.0                        | 91.1                 | 99.9                            | 117.1                           | 83.5                         | 96.2            | 95.2               | 100.6             | 89.9                        |                        |
|                  | 11                    | 96.1                      | 96.2                  | 96.1                        | 91.1                 | 99.9                            | 117.1                           | 83.6                         | 96.6            | 95.5               | 101.3             | 90.1                        |                        |
|                  | 12                    | 96.3                      | 96.4                  | 96.2                        | 91.2                 | 100.2                           | 117.4                           | 83.6                         | 97.0            | 95.7               | 101.8             | 90.1                        |                        |
| 2008年            | 1月                    | 96.3                      | 96.5                  | 96.3                        | 91.2                 | 100.3                           | 117.4                           | 83.7                         | 97.0            | 95.7               | 101.9             | 90.1                        |                        |
|                  | 2                     | 97.1                      | 97.3                  | 97.4                        | 91.2                 | 100.9                           | 121.0                           | 83.8                         | 96.9            | 95.7               | 101.9             | 90.1                        |                        |
|                  | 3                     | 97.9                      | 98.1                  | 98.6                        | 91.3                 | 101.6                           | 124.4                           | 83.8                         | 96.7            | 95.9               | 101.9             | 90.1                        |                        |
|                  | 4                     | 98.8                      | 99.1                  | 99.8                        | 91.2                 | 102.1                           | 128.4                           | 83.8                         | 97.0            | 95.9               | 101.9             | 90.1                        |                        |
|                  | 5                     | 99.8                      | 100.2                 | 101.2                       | 91.3                 | 103.7                           | 132.3                           | 83.8                         | 97.5            | 95.9               | 102.9             | 90.3                        |                        |
|                  | 6                     | P 100.9                   | P 101.4               | P 102.7                     | P 91.5               | 105.3                           | 136.1                           | 84.2                         | P 97.5          | 96.0               | 102.9             | 90.3                        |                        |
|                  | 7                     | P 101.4                   | P 101.9               | P 103.2                     | P 92.0               | 105.8                           | 137.4                           | 84.3                         | P 98.2          | 96.2               | 104.2             | 90.4                        |                        |

注) Pは暫定値  
Note: The 'P' denotes provisional data.



2. 標準指数 (2) Standard index

平成12年平均=100  
2000 average=100

| 5                |                       | 建物種類 Building type        |                       | 集合住宅 Apartment S 800㎡ 3/0 設備 Installation [E. P.] |                      |                                 |                               |                 |                    |                   |                             |                        |
|------------------|-----------------------|---------------------------|-----------------------|---|----------------------|---------------------------------|-------------------------------|-----------------|--------------------|-------------------|-----------------------------|------------------------|
| 年月<br>Year Month | 指数種類<br>Kind of Index | 工事原価<br>Construction cost | 純工事費<br>Net work cost | 建築<br>Building construction                       | 仮設<br>Temporary work | 土工・地業<br>Earthwork & Foundation | ＜体<br>Structural frame        | 仕上<br>Finishing | 設備<br>Installation | 電気<br>Electricity | 衛生<br>Plumbing & Sanitation | 空調<br>Air-Conditioning |
|                  |                       |                           |                       |   |                      |                                 |                               |                 |                    |                   |                             |                        |
| 2001年            | 平均                    | 99.0                      | 99.0                  | 99.0  | 99.3                 | 98.1                            | 100.5                         | 98.2            | 99.1               | 99.6              | 98.8                        | -                      |
| 2002             |                       | 97.4                      | 97.6                  | 97.6  | 98.5                 | 98.4                            | 101.6                         | 95.4            | 97.5               | 98.5              | 96.9                        | -                      |
| 2003             |                       | 95.9                      | 96.1                  | 96.7  | 96.6                 | 97.7                            | 106.4                         | 91.5            | 94.2               | 95.9              | 93.2                        | -                      |
| 2004             |                       | 98.2                      | 98.4                  | 100.2   | 92.7                 | 97.2                            | 126.4                         | 87.9            | 92.9               | 94.0              | 92.2                        | -                      |
| 2005             |                       | 97.4                      | 97.6                  | 98.8  | 89.1                 | 97.0                            | 129.5                         | 84.3            | 93.7               | 91.8              | 94.9                        | -                      |
| 2006             |                       | 96.9                      | 97.0                  | 97.8  | 89.2                 | 98.5                            | 128.7                         | 82.8            | 94.7               | 91.8              | 96.5                        | -                      |
| 2007             |                       | 98.4                      | 98.8                  | 99.2  | 90.5                 | 99.8                            | 132.5                         | 82.9            | 97.5               | 93.7              | 99.9                        | -                      |
| 2007年            | 7月                    | 98.1                      | 98.5                  | 98.9  | 90.3                 | 99.2                            | 131.9                         | 82.9            | 97.1               | 93.2              | 99.5                        | -                      |
|                  | 8                     | 98.2                      | 98.6                  | 98.8  | 90.3                 | 99.3                            | 131.9                         | 82.8            | 97.7               | 93.2              | 100.4                       | -                      |
|                  | 9                     | 99.0                      | 99.4                  | 99.7  | 91.0                 | 101.2                           | 134.6                         | 82.7            | 98.3               | 94.7              | 100.5                       | -                      |
|                  | 10                    | 99.1                      | 99.5                  | 99.9  | 91.0                 | 101.2                           | 134.9                         | 82.7            | 98.3               | 94.7              | 100.5                       | -                      |
|                  | 11                    | 99.3                      | 99.7                  | 100.0   | 91.1                 | 101.2                           | 135.0                         | 82.9            | 98.9               | 95.0              | 101.2                       | -                      |
|                  | 12                    | 99.4                      | 99.8                  | 100.0   | 91.1                 | 101.7                           | 135.1                         | 82.8            | 99.3               | 95.1              | 101.8                       | -                      |
| 2008年            | 1月                    | 99.5                      | 99.9                  | 100.1   | 91.2                 | 101.9                           | 135.1                         | 83.0            | 99.4               | 95.2              | 101.9                       | -                      |
|                  | 2                     | 101.2                     | 101.7                 | 102.5   | 91.2                 | 102.1                           | 143.1                         | 83.0            | 99.4               | 95.2              | 101.9                       | -                      |
|                  | 3                     | 104.0                     | 104.7                 | 106.4   | 91.2                 | 102.4                           | 155.9                         | 83.1            | 99.5               | 95.5              | 101.9                       | -                      |
|                  | 4                     | 105.9                     | 106.8                 | 109.2   | 91.1                 | 102.5                           | 165.3                         | 83.1            | 99.4               | 95.4              | 101.9                       | -                      |
|                  | 5                     | 107.7                     | 108.8                 | 111.6   | 91.3                 | 103.5                           | 173.2                         | 83.1            | 99.9               | 95.4              | 102.7                       | -                      |
|                  | 6                     | P 108.7                   | P 109.9               | P 113.0   | P 91.5               | 104.9                           | 177.0                         | 83.4            | 100.0              | 95.6              | 102.7                       | -                      |
|                  | 7                     | P 109.1                   | P 110.2               | P 113.2   | P 92.0               | 105.5                           | 177.3                         | 83.5            | 100.8              | 95.7              | 103.9                       | -                      |
| 6                |                       | 建物種類 Building type        |                       | 個人住宅 Individual house RC 200㎡ 2/0                 |                      |                                 | 設備 Installation [E. P. A.]    |                 |                    |                   |                             |                        |
| 2001年            | 平均                    | 98.6                      | 98.6                  | 98.4  | 99.3                 | 98.4                            | 98.0                          | 98.4            | 99.0               | 99.8              | 98.9                        | 98.2                   |
| 2002             |                       | 96.6                      | 96.7                  | 96.6  | 98.4                 | 98.5                            | 97.3                          | 95.6            | 97.2               | 98.8              | 96.9                        | 95.1                   |
| 2003             |                       | 94.0                      | 94.0                  | 94.4  | 96.4                 | 98.0                            | 97.5                          | 91.8            | 93.0               | 96.0              | 93.3                        | 86.7                   |
| 2004             |                       | 92.8                      | 92.6                  | 93.0  | 93.1                 | 97.2                            | 101.9                         | 88.0            | 91.2               | 94.1              | 92.4                        | 82.8                   |
| 2005             |                       | 91.4                      | 91.1                  | 90.9  | 89.1                 | 96.5                            | 102.4                         | 84.6            | 91.7               | 91.6              | 95.2                        | 82.5                   |
| 2006             |                       | 91.6                      | 91.3                  | 90.9  | 89.3                 | 97.5                            | 104.4                         | 83.4            | 92.4               | 90.9              | 96.8                        | 82.9                   |
| 2007             |                       | 94.1                      | 94.0                  | 93.7  | 90.5                 | 99.1                            | 113.5                         | 83.5            | 95.0               | 93.2              | 100.2                       | 83.9                   |
| 2007年            | 7月                    | 93.9                      | 93.9                  | 93.6  | 90.2                 | 98.8                            | 113.8                         | 83.5            | 94.6               | 92.8              | 99.8                        | 83.8                   |
|                  | 8                     | 94.0                      | 94.0                  | 93.6  | 90.2                 | 98.9                            | 113.8                         | 83.4            | 95.1               | 92.8              | 100.7                       | 83.9                   |
|                  | 9                     | 94.6                      | 94.5                  | 94.1  | 91.1                 | 100.2                           | 115.2                         | 83.3            | 95.7               | 94.4              | 100.8                       | 84.0                   |
|                  | 10                    | 94.6                      | 94.6                  | 94.3  | 91.1                 | 100.3                           | 115.5                         | 83.3            | 95.7               | 94.4              | 100.8                       | 84.2                   |
|                  | 11                    | 94.8                      | 94.8                  | 94.4  | 91.1                 | 100.3                           | 115.5                         | 83.5            | 96.2               | 94.8              | 101.5                       | 84.2                   |
|                  | 12                    | 95.0                      | 95.0                  | 94.5  | 91.2                 | 100.6                           | 115.9                         | 83.4            | 96.6               | 95.0              | 102.1                       | 84.3                   |
| 2008年            | 1月                    | 95.0                      | 95.1                  | 94.6  | 91.3                 | 100.8                           | 115.9                         | 83.6            | 96.6               | 95.0              | 102.2                       | 84.3                   |
|                  | 2                     | 95.7                      | 95.8                  | 95.5  | 91.3                 | 101.3                           | 119.1                         | 83.6            | 96.6               | 95.0              | 102.2                       | 84.3                   |
|                  | 3                     | 96.4                      | 96.5                  | 96.4  | 91.3                 | 101.9                           | 122.1                         | 83.7            | 96.8               | 95.3              | 102.2                       | 84.3                   |
|                  | 4                     | 97.0                      | 97.2                  | 97.4  | 91.1                 | 102.1                           | 125.8                         | 83.7            | 96.8               | 95.3              | 102.2                       | 84.3                   |
|                  | 5                     | 97.9                      | 98.2                  | 98.5  | 91.4                 | 103.7                           | 129.4                         | 83.7            | 97.2               | 95.3              | 103.1                       | 84.4                   |
|                  | 6                     | P 98.8                    | P 99.2                | P 99.8  | P 91.6               | 105.3                           | 133.0                         | 84.0            | 97.3               | 95.5              | 103.1                       | 84.4                   |
|                  | 7                     | P 99.3                    | P 99.7                | P 100.3   | P 92.0               | 105.9                           | 134.1                         | 84.1            | 98.0               | 95.7              | 104.4                       | 84.5                   |
| 7                |                       | 建物種類 Building type        |                       | 事務所 Office S RC 2,000㎡ 8/0-1                      |                      |                                 | 設備 Installation [E. P. A. L.] |                 |                    |                   |                             |                        |
| 2001年            | 平均                    | 98.5                      | 98.4                  | 98.5  | 99.3                 | 98.5                            | 99.1                          | 97.9            | 98.2               | 99.6              | 98.8                        | 98.2                   |
| 2002             |                       | 96.3                      | 96.5                  | 96.6  | 98.4                 | 98.8                            | 99.3                          | 93.7            | 96.4               | 98.4              | 96.3                        | 95.5                   |
| 2003             |                       | 94.0                      | 94.0                  | 94.9  | 96.6                 | 98.0                            | 103.3                         | 88.0            | 92.2               | 95.6              | 92.7                        | 88.6                   |
| 2004             |                       | 94.3                      | 94.2                  | 96.3  | 92.5                 | 97.3                            | 118.3                         | 82.3            | 89.9               | 93.5              | 91.8                        | 85.7                   |
| 2005             |                       | 93.7                      | 93.5                  | 95.7  | 88.9                 | 96.9                            | 120.5                         | 80.6            | 89.2               | 91.4              | 94.4                        | 85.5                   |
| 2006             |                       | 93.9                      | 93.7                  | 95.8  | 88.9                 | 97.8                            | 120.7                         | 80.6            | 89.5               | 91.0              | 96.1                        | 86.1                   |
| 2007             |                       | 95.5                      | 95.5                  | 97.8  | 90.3                 | 99.1                            | 126.9                         | 80.0            | 91.0               | 92.7              | 99.4                        | 87.4                   |
| 2007年            | 7月                    | 95.2                      | 95.2                  | 97.5  | 90.1                 | 98.8                            | 126.7                         | 79.7            | 90.6               | 92.3              | 99.2                        | 87.2                   |
|                  | 8                     | 95.2                      | 95.3                  | 97.5  | 90.1                 | 98.8                            | 126.7                         | 79.6            | 90.9               | 92.3              | 100.0                       | 87.4                   |
|                  | 9                     | 96.2                      | 96.3                  | 98.7  | 90.8                 | 100.1                           | 129.0                         | 80.3            | 91.5               | 93.6              | 100.1                       | 87.7                   |
|                  | 10                    | 96.3                      | 96.5                  | 98.9  | 90.8                 | 100.2                           | 129.4                         | 80.5            | 91.6               | 93.6              | 100.1                       | 87.7                   |
|                  | 11                    | 96.5                      | 96.6                  | 98.9  | 90.9                 | 100.2                           | 129.4                         | 80.5            | 91.9               | 93.7              | 100.7                       | 88.2                   |
|                  | 12                    | 96.6                      | 96.8                  | 99.0  | 90.9                 | 100.6                           | 129.6                         | 80.4            | 92.2               | 93.8              | 101.4                       | 88.2                   |
| 2008年            | 1月                    | 96.5                      | 96.8                  | 99.0  | 90.9                 | 100.7                           | 129.6                         | 80.5            | 92.1               | 94.0              | 101.5                       | 88.2                   |
|                  | 2                     | 97.8                      | 98.1                  | 101.1   | 90.9                 | 101.1                           | 136.1                         | 80.5            | 92.0               | 94.0              | 101.5                       | 88.2                   |
|                  | 3                     | 99.7                      | 100.2                 | 104.3   | 91.0                 | 101.6                           | 145.6                         | 80.8            | 91.8               | 94.3              | 101.5                       | 88.2                   |
|                  | 4                     | 101.3                     | 101.9                 | 106.6   | 90.9                 | 101.9                           | 153.2                         | 80.8            | 92.3               | 94.3              | 101.5                       | 88.2                   |
|                  | 5                     | 102.6                     | 103.4                 | 108.8   | 91.0                 | 103.0                           | 159.9                         | 80.8            | 92.4               | 94.3              | 102.6                       | 88.5                   |
|                  | 6                     | P 103.6                   | P 104.5               | P 110.4   | P 91.2               | 104.7                           | 163.6                         | 81.2            | P 92.5             | 94.4              | 102.6                       | 88.5                   |
|                  | 7                     | P 103.9                   | P 104.8               | P 110.7   | P 91.7               | 105.2                           | 164.3                         | 81.3            | P 92.8             | 94.5              | 103.8                       | 88.6                   |
| 8                |                       | 建物種類 Building type        |                       | 事務所 Office S RC 7,000㎡ 9/1-2                      |                      |                                 | 設備 Installation [E. P. A. L.] |                 |                    |                   |                             |                        |
| 2001年            | 平均                    | 98.5                      | 98.4                  | 98.5  | 99.3                 | 98.4                            | 99.0                          | 97.9            | 98.3               | 99.6              | 98.8                        | 98.2                   |
| 2002             |                       | 96.4                      | 96.6                  | 96.7  | 98.4                 | 98.8                            | 99.4                          | 93.8            | 96.4               | 98.4              | 96.3                        | 95.5                   |
| 2003             |                       | 94.1                      | 94.1                  | 95.2  | 96.6                 | 97.9                            | 103.4                         | 88.4            | 92.1               | 95.6              | 92.7                        | 88.6                   |
| 2004             |                       | 94.5                      | 94.5                  | 97.2  | 92.5                 | 97.2                            | 118.5                         | 82.8            | 89.7               | 93.5              | 91.8                        | 85.7                   |
| 2005             |                       | 94.1                      | 94.0                  | 96.8  | 88.9                 | 96.8                            | 120.6                         | 81.3            | 89.0               | 91.4              | 94.4                        | 85.5                   |
| 2006             |                       | 94.4                      | 94.3                  | 97.0  | 88.9                 | 97.8                            | 120.9                         | 81.5            | 89.3               | 91.0              | 96.1                        | 86.1                   |
| 2007             |                       | 96.1                      | 96.2                  | 99.3  | 90.3                 | 99.1                            | 127.4                         | 81.1            | 90.8               | 92.7              | 99.4                        | 87.4                   |
| 2007年            | 7月                    | 95.8                      | 95.9                  | 99.0  | 90.1                 | 98.7                            | 127.2                         | 80.7            | 90.4               | 92.3              | 99.2                        | 87.2                   |
|                  | 8                     | 95.9                      | 96.0                  | 99.0  | 90.1                 | 98.8                            | 127.2                         | 80.7            | 90.7               | 92.3              | 100.0                       | 87.4                   |
|                  | 9                     | 96.9                      | 97.1                  | 100.3   | 90.8                 | 100.1                           | 129.5                         | 81.5            | 91.3               | 93.6              | 100.1                       | 87.7                   |
|                  | 10                    | 97.0                      | 97.2                  | 100.5   | 90.8                 | 100.1                           | 129.9                         | 81.7            | 91.3               | 93.6              | 100.1                       | 87.7                   |
|                  | 11                    | 97.2                      | 97.4                  | 100.6   | 90.9                 | 100.1                           | 129.9                         | 81.7            | 91.7               | 93.7              | 100.7                       | 88.2                   |
|                  | 12                    | 97.3                      | 97.5                  | 100.7   | 90.9                 | 100.5                           | 130.1                         | 81.7            | 91.9               | 93.8              | 101.4                       | 88.2                   |
| 2008年            | 1月                    | 97.3                      | 97.5                  | 100.7   | 90.9                 | 100.7                           | 130.1                         | 81.7            | 91.9               | 94.0              | 101.5                       | 88.2                   |
|                  | 2                     | 98.6                      | 98.9                  | 102.9   | 90.9                 | 101.0                           | 136.7                         | 81.7            | 91.8               | 94.0              | 101.5                       | 88.2                   |
|                  | 3                     | 100.6                     | 101.0                 | 106.3   | 91.0                 | 101.5                           | 146.2                         | 82.0            | 91.7               | 94.3              | 101.5                       | 88.2                   |
|                  | 4                     | 102.2                     | 102.8                 | 108.8   | 90.9                 | 101.7                           | 153.8                         | 82.0            | 92.0               | 94.3              | 101.5                       | 88.2                   |
|                  | 5                     | 103.6                     | 104.4                 | 111.2   | 91.0                 | 102.8                           | 160.6                         | 82.0            | 92.2               | 94.3              | 102.6                       | 88.5                   |
|                  | 6                     | P 104.6                   | P 105.5               | P 112.9   | P 91.2               | 104.6                           | 164.5                         | 82.4            | P 92.2             | 94.4              | 102.6                       | 88.5                   |
|                  | 7                     | P 104.9                   | P 105.8               | P 113.3   | P 91.7               | 105.1                           | 165.3                         | 82.5            | P 92.5             | 94.5              | 103.8                       | 88.6                   |

注) Pは暫定値

Note: The 'P' denotes provisional data.

2. 標準指数 (3) Standard index

平成12年平均=100  
2000 average=100

| 9                |                       | 建物種類 Building type        |                       | 事務所 Office                  |                      | RC 600㎡ 3/0                     |                        | 設備 Installation [E. P. A.]    |                    |                   |                             |                        |
|------------------|-----------------------|---------------------------|-----------------------|-----------------------------|----------------------|---------------------------------|------------------------|-------------------------------|--------------------|-------------------|-----------------------------|------------------------|
| 年月<br>Year Month | 指数種類<br>Kind of Index | 工事原価<br>Construction cost | 純工事費<br>Net work cost | 建築<br>Building construction | 仮設<br>Temporary work | 土工・地業<br>Earthwork & Foundation | ＜体<br>Structural frame | 仕上<br>Finishing               | 設備<br>Installation | 電気<br>Electricity | 衛生<br>Plumbing & Sanitation | 空調<br>Air-Conditioning |
|                  |                       |                           |                       |                             |                      |                                 |                        |                               |                    |                   |                             |                        |
| 2001年            | 平均                    | 98.5                      | 98.4                  | 98.2                        | 99.3                 | 98.5                            | 98.0                   | 98.1                          | 99.0               | 99.6              | 98.9                        | 98.3                   |
| 2002             |                       | 96.1                      | 96.2                  | 95.9                        | 98.4                 | 98.8                            | 97.4                   | 93.9                          | 96.9               | 98.4              | 96.9                        | 95.3                   |
| 2003             |                       | 93.0                      | 92.8                  | 93.1                        | 96.7                 | 98.1                            | 97.9                   | 88.5                          | 92.1               | 95.6              | 93.4                        | 87.3                   |
| 2004             |                       | 91.2                      | 90.8                  | 91.2                        | 93.0                 | 97.5                            | 102.9                  | 82.9                          | 89.9               | 93.6              | 92.5                        | 83.8                   |
| 2005             |                       | 90.3                      | 89.8                  | 89.9                        | 89.2                 | 97.2                            | 103.5                  | 80.8                          | 89.8               | 91.6              | 95.3                        | 83.7                   |
| 2006             |                       | 90.8                      | 90.4                  | 90.4                        | 89.2                 | 98.2                            | 105.4                  | 80.6                          | 90.3               | 91.3              | 96.9                        | 84.3                   |
| 2007             |                       | 93.0                      | 92.9                  | 93.1                        | 90.7                 | 99.4                            | 114.5                  | 80.2                          | 92.3               | 93.1              | 100.3                       | 85.7                   |
| 2007年            | 7月                    | 92.9                      | 92.7                  | 93.0                        | 90.5                 | 99.0                            | 114.7                  | 79.9                          | 92.1               | 92.8              | 99.9                        | 85.6                   |
|                  | 8                     | 92.9                      | 92.8                  | 92.9                        | 90.5                 | 99.0                            | 114.7                  | 79.9                          | 92.4               | 92.8              | 100.8                       | 85.8                   |
|                  | 9                     | 93.7                      | 93.6                  | 93.8                        | 91.3                 | 100.6                           | 116.2                  | 80.3                          | 93.0               | 94.1              | 100.9                       | 86.0                   |
|                  | 10                    | 93.8                      | 93.7                  | 94.0                        | 91.3                 | 100.6                           | 116.6                  | 80.5                          | 93.0               | 94.1              | 100.9                       | 86.1                   |
|                  | 11                    | 93.9                      | 93.8                  | 94.0                        | 91.4                 | 100.6                           | 116.6                  | 80.5                          | 93.3               | 94.2              | 101.7                       | 86.2                   |
|                  | 12                    | 94.1                      | 94.0                  | 94.1                        | 91.4                 | 101.1                           | 116.9                  | 80.4                          | 93.6               | 94.4              | 102.4                       | 86.3                   |
| 2008年            | 1月                    | 94.0                      | 94.0                  | 94.2                        | 91.5                 | 101.2                           | 116.9                  | 80.4                          | 93.6               | 94.5              | 102.5                       | 86.3                   |
|                  | 2                     | 94.8                      | 94.7                  | 95.2                        | 91.5                 | 101.5                           | 120.3                  | 80.4                          | 93.6               | 94.5              | 102.5                       | 86.3                   |
|                  | 3                     | 95.6                      | 95.6                  | 96.3                        | 91.5                 | 102.0                           | 123.7                  | 80.8                          | 93.8               | 94.8              | 102.5                       | 86.3                   |
|                  | 4                     | 96.3                      | 96.4                  | 97.5                        | 91.4                 | 102.5                           | 127.6                  | 80.8                          | 93.7               | 94.8              | 102.5                       | 86.3                   |
|                  | 5                     | 97.2                      | 97.4                  | 98.7                        | 91.5                 | 103.5                           | 131.4                  | 80.8                          | 94.1               | 94.8              | 103.4                       | 86.5                   |
|                  | 6                     | P 98.1                    | P 98.4                | P 100.1                     | P 91.7               | 104.9                           | 135.1                  | 81.2                          | 94.1               | 94.9              | 103.4                       | 86.5                   |
|                  | 7                     | P 98.5                    | P 98.9                | P 100.6                     | P 92.3               | 105.3                           | 136.3                  | 81.2                          | 94.6               | 95.1              | 104.8                       | 86.7                   |
| 10               |                       | 建物種類 Building type        |                       | 事務所 Office                  |                      | RC 2,000㎡ 7/0-1                 |                        | 設備 Installation [E. P. A. L.] |                    |                   |                             |                        |
| 2001年            | 平均                    | 98.3                      | 98.2                  | 98.2                        | 99.3                 | 98.4                            | 98.0                   | 98.0                          | 98.3               | 99.6              | 98.8                        | 98.2                   |
| 2002             |                       | 96.0                      | 96.1                  | 95.9                        | 98.4                 | 98.8                            | 97.5                   | 93.9                          | 96.5               | 98.4              | 96.3                        | 95.5                   |
| 2003             |                       | 93.0                      | 92.9                  | 93.1                        | 96.7                 | 98.1                            | 98.1                   | 88.4                          | 92.5               | 95.6              | 92.7                        | 88.6                   |
| 2004             |                       | 91.3                      | 91.0                  | 91.4                        | 93.0                 | 97.4                            | 103.5                  | 82.8                          | 90.2               | 93.5              | 91.8                        | 85.7                   |
| 2005             |                       | 90.4                      | 90.0                  | 90.1                        | 89.2                 | 97.1                            | 104.1                  | 80.9                          | 89.6               | 91.4              | 94.4                        | 85.5                   |
| 2006             |                       | 90.9                      | 90.5                  | 90.8                        | 89.2                 | 98.2                            | 106.0                  | 81.0                          | 89.9               | 91.0              | 96.1                        | 86.1                   |
| 2007             |                       | 93.2                      | 93.0                  | 93.7                        | 90.7                 | 99.4                            | 115.3                  | 80.9                          | 91.5               | 92.7              | 99.4                        | 87.4                   |
| 2007年            | 7月                    | 93.0                      | 92.8                  | 93.6                        | 90.5                 | 99.0                            | 115.6                  | 80.7                          | 91.1               | 92.3              | 99.2                        | 87.2                   |
|                  | 8                     | 93.0                      | 92.9                  | 93.6                        | 90.5                 | 99.0                            | 115.6                  | 80.6                          | 91.4               | 92.3              | 100.0                       | 87.4                   |
|                  | 9                     | 93.8                      | 93.7                  | 94.5                        | 91.3                 | 100.5                           | 117.0                  | 81.1                          | 92.0               | 93.6              | 100.1                       | 87.7                   |
|                  | 10                    | 93.9                      | 93.9                  | 94.7                        | 91.3                 | 100.6                           | 117.4                  | 81.2                          | 92.1               | 93.6              | 100.1                       | 87.7                   |
|                  | 11                    | 94.1                      | 94.0                  | 94.7                        | 91.4                 | 100.6                           | 117.4                  | 81.3                          | 92.4               | 93.7              | 100.7                       | 88.2                   |
|                  | 12                    | 94.2                      | 94.2                  | 94.8                        | 91.4                 | 101.1                           | 117.8                  | 81.2                          | 92.7               | 93.8              | 101.4                       | 88.2                   |
| 2008年            | 1月                    | 94.2                      | 94.2                  | 94.9                        | 91.5                 | 101.2                           | 117.8                  | 81.2                          | 92.7               | 94.0              | 101.5                       | 88.2                   |
|                  | 2                     | 94.9                      | 94.9                  | 95.9                        | 91.5                 | 101.5                           | 121.4                  | 81.2                          | 92.6               | 94.0              | 101.5                       | 88.2                   |
|                  | 3                     | 95.7                      | 95.7                  | 97.2                        | 91.5                 | 101.9                           | 124.9                  | 81.6                          | 92.4               | 94.3              | 101.5                       | 88.2                   |
|                  | 4                     | 96.5                      | 96.6                  | 98.4                        | 91.4                 | 102.4                           | 129.0                  | 81.6                          | 92.8               | 94.3              | 101.5                       | 88.2                   |
|                  | 5                     | 97.3                      | 97.5                  | 99.6                        | 91.5                 | 103.4                           | 132.9                  | 81.6                          | 93.0               | 94.3              | 102.6                       | 88.5                   |
|                  | 6                     | P 98.3                    | P 98.6                | P 101.1                     | P 91.7               | 104.8                           | 136.8                  | 82.0                          | P 93.0             | 94.4              | 102.6                       | 88.5                   |
|                  | 7                     | P 98.7                    | P 99.0                | P 101.6                     | P 92.3               | 105.3                           | 138.0                  | 82.1                          | P 93.4             | 94.5              | 103.8                       | 88.6                   |
| 11               |                       | 建物種類 Building type        |                       | 事務所 Office                  |                      | S 600㎡ 3/0                      |                        | 設備 Installation [E. P. A.]    |                    |                   |                             |                        |
| 2001年            | 平均                    | 98.8                      | 98.8                  | 98.7                        | 99.3                 | 98.5                            | 99.9                   | 98.1                          | 99.0               | 99.6              | 98.9                        | 98.3                   |
| 2002             |                       | 96.6                      | 96.8                  | 96.7                        | 98.4                 | 98.8                            | 100.8                  | 94.3                          | 96.9               | 98.4              | 96.9                        | 95.3                   |
| 2003             |                       | 94.0                      | 94.0                  | 94.9                        | 96.5                 | 98.1                            | 107.2                  | 88.5                          | 92.1               | 95.6              | 93.4                        | 87.3                   |
| 2004             |                       | 94.7                      | 94.7                  | 97.0                        | 92.7                 | 97.4                            | 129.6                  | 82.8                          | 89.9               | 93.6              | 92.5                        | 83.8                   |
| 2005             |                       | 94.3                      | 94.3                  | 96.4                        | 88.8                 | 97.1                            | 132.8                  | 81.1                          | 89.9               | 91.6              | 95.3                        | 83.7                   |
| 2006             |                       | 94.4                      | 94.2                  | 96.1                        | 88.9                 | 98.0                            | 131.9                  | 80.9                          | 90.4               | 91.3              | 96.9                        | 84.3                   |
| 2007             |                       | 95.7                      | 95.8                  | 97.4                        | 90.3                 | 99.3                            | 136.3                  | 80.7                          | 92.5               | 93.1              | 100.3                       | 85.7                   |
| 2007年            | 7月                    | 95.4                      | 95.5                  | 97.1                        | 90.0                 | 98.8                            | 135.7                  | 80.6                          | 92.2               | 92.8              | 99.9                        | 85.6                   |
|                  | 8                     | 95.5                      | 95.6                  | 97.1                        | 90.0                 | 98.9                            | 135.7                  | 80.5                          | 92.5               | 92.8              | 100.8                       | 85.8                   |
|                  | 9                     | 96.4                      | 96.6                  | 98.2                        | 90.8                 | 100.4                           | 138.6                  | 80.8                          | 93.1               | 94.1              | 100.9                       | 86.0                   |
|                  | 10                    | 96.5                      | 96.7                  | 98.4                        | 90.9                 | 100.4                           | 139.0                  | 81.0                          | 93.2               | 94.1              | 100.9                       | 86.1                   |
|                  | 11                    | 96.7                      | 96.8                  | 98.4                        | 90.9                 | 100.4                           | 139.0                  | 81.0                          | 93.5               | 94.2              | 101.7                       | 86.2                   |
|                  | 12                    | 96.8                      | 96.9                  | 98.4                        | 90.9                 | 100.9                           | 139.1                  | 81.0                          | 93.7               | 94.4              | 102.4                       | 86.3                   |
| 2008年            | 1月                    | 96.8                      | 97.0                  | 98.5                        | 91.0                 | 101.0                           | 139.1                  | 81.0                          | 93.8               | 94.5              | 102.5                       | 86.3                   |
|                  | 2                     | 98.2                      | 98.5                  | 100.7                       | 91.0                 | 101.3                           | 147.8                  | 81.0                          | 93.8               | 94.5              | 102.5                       | 86.3                   |
|                  | 3                     | 100.6                     | 101.0                 | 104.3                       | 91.0                 | 101.7                           | 161.5                  | 81.1                          | 93.9               | 94.8              | 102.5                       | 86.3                   |
|                  | 4                     | 102.2                     | 102.7                 | 106.9                       | 90.9                 | 102.1                           | 171.7                  | 81.1                          | 93.9               | 94.8              | 102.5                       | 86.3                   |
|                  | 5                     | 103.7                     | 104.4                 | 109.3                       | 91.1                 | 103.1                           | 180.5                  | 81.1                          | 94.3               | 94.8              | 103.4                       | 86.5                   |
|                  | 6                     | P 104.6                   | P 105.4               | P 110.8                     | P 91.3               | 104.6                           | 184.4                  | 81.7                          | 94.3               | 94.9              | 103.4                       | 86.5                   |
|                  | 7                     | P 104.9                   | P 105.7               | P 111.0                     | P 91.8               | 105.1                           | 184.8                  | 81.8                          | 94.8               | 95.1              | 104.8                       | 86.7                   |
| 12               |                       | 建物種類 Building type        |                       | 事務所 Office                  |                      | S 2,000㎡ 7/0-1                  |                        | 設備 Installation [E. P. A. L.] |                    |                   |                             |                        |
| 2001年            | 平均                    | 98.6                      | 98.6                  | 98.8                        | 99.3                 | 98.5                            | 100.0                  | 98.1                          | 98.1               | 99.6              | 98.8                        | 98.2                   |
| 2002             |                       | 96.5                      | 96.7                  | 96.8                        | 98.4                 | 98.8                            | 101.0                  | 94.0                          | 96.3               | 98.4              | 96.3                        | 95.5                   |
| 2003             |                       | 94.4                      | 94.4                  | 95.3                        | 96.5                 | 98.0                            | 107.6                  | 88.2                          | 92.3               | 95.6              | 92.7                        | 88.6                   |
| 2004             |                       | 95.5                      | 95.6                  | 98.2                        | 92.7                 | 97.3                            | 130.8                  | 82.5                          | 90.0               | 93.5              | 91.8                        | 85.7                   |
| 2005             |                       | 95.2                      | 95.2                  | 97.9                        | 88.8                 | 97.0                            | 134.1                  | 81.0                          | 89.5               | 91.4              | 94.4                        | 85.5                   |
| 2006             |                       | 95.2                      | 95.2                  | 97.7                        | 88.9                 | 98.0                            | 133.1                  | 81.1                          | 89.8               | 91.0              | 96.1                        | 86.1                   |
| 2007             |                       | 96.5                      | 96.6                  | 99.1                        | 90.3                 | 99.2                            | 137.5                  | 80.9                          | 91.3               | 92.7              | 99.4                        | 87.4                   |
| 2007年            | 7月                    | 96.1                      | 96.3                  | 98.8                        | 90.0                 | 98.8                            | 136.9                  | 80.7                          | 91.0               | 92.3              | 99.2                        | 87.2                   |
|                  | 8                     | 96.2                      | 96.4                  | 98.8                        | 90.0                 | 98.9                            | 136.9                  | 80.7                          | 91.2               | 92.3              | 100.0                       | 87.4                   |
|                  | 9                     | 97.2                      | 97.4                  | 100.0                       | 90.8                 | 100.3                           | 139.9                  | 81.1                          | 91.8               | 93.6              | 100.1                       | 87.7                   |
|                  | 10                    | 97.3                      | 97.5                  | 100.2                       | 90.9                 | 100.4                           | 140.3                  | 81.3                          | 91.9               | 93.6              | 100.1                       | 87.7                   |
|                  | 11                    | 97.5                      | 97.7                  | 100.3                       | 90.9                 | 100.4                           | 140.3                  | 81.3                          | 92.2               | 93.7              | 100.7                       | 88.2                   |
|                  | 12                    | 97.6                      | 97.8                  | 100.3                       | 90.9                 | 100.8                           | 140.4                  | 81.2                          | 92.6               | 93.8              | 101.4                       | 88.2                   |
| 2008年            | 1月                    | 97.5                      | 97.8                  | 100.3                       | 91.0                 | 101.0                           | 140.4                  | 81.2                          | 92.5               | 94.0              | 101.5                       | 88.2                   |
|                  | 2                     | 99.1                      | 99.4                  | 102.8                       | 91.0                 | 101.2                           | 149.4                  | 81.2                          | 92.4               | 94.0              | 101.5                       | 88.2                   |
|                  | 3                     | 101.6                     | 102.1                 | 106.9                       | 91.0                 | 101.7                           | 163.6                  | 81.4                          | 92.1               | 94.3              | 101.5                       | 88.2                   |
|                  | 4                     | 103.6                     | 104.2                 | 109.8                       | 90.9                 | 102.0                           | 174.1                  | 81.4                          | 92.6               | 94.3              | 101.5                       | 88.2                   |
|                  | 5                     | 105.2                     | 106.0                 | 112.3                       | 91.1                 | 102.9                           | 183.0                  | 81.4                          | 92.8               | 94.3              | 102.6                       | 88.5                   |
|                  | 6                     | P 106.2                   | P 107.1               | P 113.9                     | P 91.3               | 104.5                           | 187.0                  | 82.0                          | P 92.8             | 94.4              | 102.6                       | 88.5                   |
|                  | 7                     | P 106.5                   | P 107.4               | P 114.2                     | P 91.8               | 105.0                           | 187.5                  | 82.1                          | P 93.2             | 94.5              | 103.8                       | 88.6                   |

注) Pは暫定値  
Note: The 'P' denotes provisional data.

2. 標準指数 (4) Standard index

平成12年平均=100  
2000 average=100

| 13 建物種類 Building type |                       | 店舗 Store                  |                       | SRC 4,000㎡ 8/1              |                      | 設備 Installation [E. P. A. L]    |                        |                 |                    |                   |                             |                        |
|-----------------------|-----------------------|---------------------------|-----------------------|-----------------------------|----------------------|---------------------------------|------------------------|-----------------|--------------------|-------------------|-----------------------------|------------------------|
| 年月<br>Year Month      | 指数種類<br>Kind of Index | 工事原価<br>Construction cost | 純工事費<br>Net work cost | 建築<br>Building construction | 仮設<br>Temporary work | 土工・地業<br>Earthwork & Foundation | ＜体<br>Structural frame | 仕上<br>Finishing | 設備<br>Installation | 電気<br>Electricity | 衛生<br>Plumbing & Sanitation | 空調<br>Air-Conditioning |
|                       | 2001年 平均              |                           | 98.4                  | 98.3                        | 98.4                 | 99.3                            | 98.4                   | 98.9            | 97.9               | 98.0              | 99.5                        | 98.5                   |
| 2002                  |                       | 96.3                      | 96.5                  | 96.6                        | 98.4                 | 98.8                            | 99.1                   | 93.6            | 96.2               | 98.3              | 95.6                        | 95.7                   |
| 2003                  |                       | 94.2                      | 94.2                  | 95.0                        | 96.6                 | 97.9                            | 102.5                  | 88.0            | 92.7               | 95.6              | 91.8                        | 89.7                   |
| 2004                  |                       | 94.5                      | 94.4                  | 96.3                        | 92.5                 | 97.1                            | 116.1                  | 82.0            | 90.5               | 93.6              | 91.1                        | 87.0                   |
| 2005                  |                       | 93.9                      | 93.8                  | 95.6                        | 88.9                 | 96.8                            | 118.0                  | 80.0            | 89.9               | 91.6              | 93.8                        | 86.9                   |
| 2006                  |                       | 94.2                      | 94.0                  | 95.7                        | 88.9                 | 97.8                            | 118.5                  | 79.6            | 90.4               | 91.5              | 95.7                        | 87.5                   |
| 2007                  |                       | 96.0                      | 96.2                  | 98.1                        | 90.3                 | 99.0                            | 125.1                  | 79.4            | 91.9               | 93.2              | 98.7                        | 89.0                   |
| 2007年 7月              |                       | 95.8                      | 95.9                  | 97.9                        | 90.1                 | 98.7                            | 125.0                  | 79.3            | 91.5               | 92.8              | 98.6                        | 88.8                   |
| 8                     |                       | 95.9                      | 96.0                  | 97.9                        | 90.1                 | 98.8                            | 125.0                  | 79.2            | 91.8               | 92.8              | 99.3                        | 89.0                   |
| 9                     |                       | 96.7                      | 96.8                  | 98.9                        | 90.8                 | 100.0                           | 127.1                  | 79.2            | 92.4               | 94.1              | 99.4                        | 89.3                   |
| 10                    |                       | 96.8                      | 97.0                  | 99.1                        | 90.8                 | 100.1                           | 127.5                  | 79.4            | 92.5               | 94.1              | 99.4                        | 89.4                   |
| 11                    |                       | 96.9                      | 97.1                  | 99.1                        | 90.9                 | 100.1                           | 127.5                  | 79.4            | 92.8               | 94.2              | 99.9                        | 89.8                   |
| 12                    |                       | 97.1                      | 97.3                  | 99.2                        | 90.9                 | 100.5                           | 127.7                  | 79.3            | 93.1               | 94.3              | 100.4                       | 89.9                   |
| 2008年 1月              |                       | 97.0                      | 97.3                  | 99.2                        | 90.9                 | 100.7                           | 127.7                  | 79.3            | 93.0               | 94.5              | 100.5                       | 89.9                   |
| 2                     |                       | 98.3                      | 98.6                  | 101.2                       | 90.9                 | 101.0                           | 133.8                  | 79.3            | 92.9               | 94.5              | 100.5                       | 89.9                   |
| 3                     |                       | 100.2                     | 100.6                 | 104.3                       | 91.0                 | 101.4                           | 142.4                  | 79.6            | 92.6               | 94.8              | 100.5                       | 89.9                   |
| 4                     |                       | 101.8                     | 102.4                 | 106.6                       | 90.9                 | 101.5                           | 149.4                  | 79.6            | 93.1               | 94.7              | 100.5                       | 89.9                   |
| 5                     |                       | 103.2                     | 104.0                 | 108.9                       | 91.0                 | 102.6                           | 155.7                  | 79.6            | 93.4               | 94.7              | 101.9                       | 90.1                   |
| 6                     |                       | P 104.3                   | P 105.2               | P 110.6                     | P 91.2               | 104.4                           | 159.5                  | 80.2            | P 93.4             | 94.8              | 101.9                       | 90.1                   |
| 7                     |                       | P 104.6                   | P 105.5               | P 111.0                     | P 91.7               | 105.0                           | 160.3                  | 80.2            | P 93.7             | 95.0              | 103.0                       | 90.3                   |
| 14 建物種類 Building type |                       | 店舗 Store                  |                       | RC 1,500㎡ 4/0               |                      | 設備 Installation [E. P. A. L]    |                        |                 |                    |                   |                             |                        |
| 2001年 平均              |                       | 98.2                      | 98.1                  | 98.1                        | 99.3                 | 98.3                            | 98.1                   | 97.9            | 98.0               | 99.6              | 98.8                        | 98.3                   |
| 2002                  |                       | 96.0                      | 96.1                  | 96.0                        | 98.4                 | 98.8                            | 97.6                   | 94.0            | 96.4               | 98.4              | 96.6                        | 95.4                   |
| 2003                  |                       | 93.2                      | 93.1                  | 93.4                        | 96.7                 | 97.8                            | 98.4                   | 88.6            | 92.6               | 95.5              | 93.1                        | 87.9                   |
| 2004                  |                       | 91.8                      | 91.4                  | 92.0                        | 93.0                 | 97.1                            | 104.1                  | 83.2            | 90.3               | 93.5              | 92.2                        | 84.6                   |
| 2005                  |                       | 90.7                      | 90.3                  | 90.6                        | 89.2                 | 96.9                            | 104.7                  | 80.9            | 89.7               | 91.5              | 95.1                        | 84.5                   |
| 2006                  |                       | 91.1                      | 90.7                  | 90.9                        | 89.2                 | 98.0                            | 106.5                  | 80.3            | 90.0               | 91.1              | 96.8                        | 85.0                   |
| 2007                  |                       | 93.2                      | 93.1                  | 93.7                        | 90.7                 | 99.2                            | 115.3                  | 80.0            | 91.6               | 92.9              | 100.2                       | 86.4                   |
| 2007年 7月              |                       | 93.1                      | 92.9                  | 93.7                        | 90.5                 | 98.8                            | 115.6                  | 79.9            | 91.2               | 92.5              | 99.9                        | 86.2                   |
| 8                     |                       | 93.1                      | 93.0                  | 93.6                        | 90.5                 | 98.9                            | 115.6                  | 79.8            | 91.4               | 92.5              | 100.7                       | 86.4                   |
| 9                     |                       | 93.7                      | 93.6                  | 94.3                        | 91.3                 | 100.4                           | 117.0                  | 79.7            | 92.0               | 93.8              | 100.8                       | 86.7                   |
| 10                    |                       | 93.8                      | 93.7                  | 94.5                        | 91.3                 | 100.4                           | 117.5                  | 79.8            | 92.1               | 93.8              | 100.8                       | 86.8                   |
| 11                    |                       | 93.9                      | 93.8                  | 94.5                        | 91.4                 | 100.4                           | 117.5                  | 79.8            | 92.4               | 93.9              | 101.5                       | 86.9                   |
| 12                    |                       | 94.1                      | 94.0                  | 94.6                        | 91.4                 | 100.9                           | 117.8                  | 79.8            | 92.8               | 94.0              | 102.2                       | 87.0                   |
| 2008年 1月              |                       | 94.0                      | 94.0                  | 94.6                        | 91.5                 | 101.1                           | 117.8                  | 79.8            | 92.7               | 94.2              | 102.3                       | 87.0                   |
| 2                     |                       | 94.8                      | 94.8                  | 95.7                        | 91.5                 | 101.3                           | 121.5                  | 79.8            | 92.5               | 94.2              | 102.3                       | 87.0                   |
| 3                     |                       | 95.6                      | 95.6                  | 97.0                        | 91.5                 | 101.7                           | 125.1                  | 80.1            | 92.2               | 94.5              | 102.3                       | 87.0                   |
| 4                     |                       | 96.5                      | 96.6                  | 98.3                        | 91.4                 | 101.7                           | 129.3                  | 80.1            | 92.8               | 94.5              | 102.3                       | 87.0                   |
| 5                     |                       | 97.4                      | 97.6                  | 99.6                        | 91.5                 | 102.7                           | 133.4                  | 80.1            | 92.9               | 94.5              | 103.3                       | 87.2                   |
| 6                     |                       | P 98.4                    | P 98.7                | P 101.2                     | P 91.7               | 104.4                           | 137.2                  | 80.5            | P 93.0             | 94.6              | 103.3                       | 87.2                   |
| 7                     |                       | P 98.8                    | P 99.2                | P 101.7                     | P 92.3               | 105.0                           | 138.4                  | 80.6            | P 93.4             | 94.8              | 104.6                       | 87.4                   |
| 15 建物種類 Building type |                       | 店舗 Store                  |                       | S 1,500㎡ 2/0                |                      | 設備 Installation [E. P. A.]      |                        |                 |                    |                   |                             |                        |
| 2001年 平均              |                       | 98.6                      | 98.5                  | 98.3                        | 99.3                 | 98.5                            | 99.8                   | 97.4            | 98.9               | 99.6              | 98.8                        | 98.3                   |
| 2002                  |                       | 96.6                      | 96.7                  | 96.6                        | 98.4                 | 98.8                            | 100.6                  | 94.1            | 97.0               | 98.4              | 96.6                        | 95.4                   |
| 2003                  |                       | 93.9                      | 93.9                  | 94.7                        | 96.5                 | 98.1                            | 106.5                  | 88.4            | 92.5               | 95.5              | 93.1                        | 87.9                   |
| 2004                  |                       | 94.3                      | 94.3                  | 96.3                        | 92.7                 | 97.4                            | 127.7                  | 82.0            | 90.4               | 93.5              | 92.2                        | 84.6                   |
| 2005                  |                       | 93.8                      | 93.7                  | 95.5                        | 88.8                 | 97.1                            | 130.7                  | 79.9            | 90.3               | 91.5              | 95.1                        | 84.5                   |
| 2006                  |                       | 93.7                      | 93.6                  | 95.1                        | 88.9                 | 98.0                            | 129.9                  | 79.3            | 90.7               | 91.1              | 96.8                        | 85.0                   |
| 2007                  |                       | 95.1                      | 95.2                  | 96.4                        | 90.3                 | 99.3                            | 134.6                  | 79.1            | 92.8               | 92.9              | 100.2                       | 86.4                   |
| 2007年 7月              |                       | 94.9                      | 94.9                  | 96.2                        | 90.0                 | 98.8                            | 134.1                  | 79.1            | 92.5               | 92.5              | 99.9                        | 86.2                   |
| 8                     |                       | 94.9                      | 95.0                  | 96.2                        | 90.0                 | 98.9                            | 134.1                  | 79.0            | 92.8               | 92.5              | 100.7                       | 86.4                   |
| 9                     |                       | 95.8                      | 95.8                  | 97.1                        | 90.8                 | 100.3                           | 136.9                  | 79.0            | 93.4               | 93.8              | 100.8                       | 86.7                   |
| 10                    |                       | 95.8                      | 95.9                  | 97.2                        | 90.9                 | 100.4                           | 137.2                  | 79.0            | 93.4               | 93.8              | 100.8                       | 86.8                   |
| 11                    |                       | 96.0                      | 96.0                  | 97.2                        | 90.9                 | 100.4                           | 137.3                  | 79.0            | 93.7               | 93.9              | 101.5                       | 86.9                   |
| 12                    |                       | 96.0                      | 96.1                  | 97.2                        | 90.9                 | 100.8                           | 137.4                  | 78.9            | 94.0               | 94.0              | 102.2                       | 87.0                   |
| 2008年 1月              |                       | 96.0                      | 96.1                  | 97.2                        | 91.0                 | 101.0                           | 137.4                  | 78.9            | 94.1               | 94.2              | 102.3                       | 87.0                   |
| 2                     |                       | 97.4                      | 97.6                  | 99.5                        | 91.0                 | 101.3                           | 145.6                  | 78.9            | 94.1               | 94.2              | 102.3                       | 87.0                   |
| 3                     |                       | 99.8                      | 100.1                 | 103.2                       | 91.0                 | 101.7                           | 158.6                  | 79.3            | 94.2               | 94.5              | 102.3                       | 87.0                   |
| 4                     |                       | 101.4                     | 101.8                 | 105.8                       | 90.9                 | 102.1                           | 168.3                  | 79.3            | 94.2               | 94.5              | 102.3                       | 87.0                   |
| 5                     |                       | 102.9                     | 103.5                 | 108.1                       | 91.1                 | 103.0                           | 176.7                  | 79.3            | 94.5               | 94.5              | 103.3                       | 87.2                   |
| 6                     |                       | P 103.8                   | P 104.5               | P 109.7                     | P 91.3               | 104.6                           | 180.6                  | 79.9            | 94.6               | 94.6              | 103.3                       | 87.2                   |
| 7                     |                       | P 104.1                   | P 104.8               | P 109.9                     | P 91.8               | 105.0                           | 181.1                  | 80.0            | 95.0               | 94.8              | 104.6                       | 87.4                   |
| 16 建物種類 Building type |                       | 病院 Hospital               |                       | SRC 5,000㎡ 8/0-1            |                      | 設備 Installation [E. P. A. L]    |                        |                 |                    |                   |                             |                        |
| 2001年 平均              |                       | 98.6                      | 98.5                  | 98.5                        | 99.3                 | 98.4                            | 98.9                   | 98.1            | 98.5               | 99.6              | 98.6                        | 98.3                   |
| 2002                  |                       | 96.6                      | 96.7                  | 96.9                        | 98.4                 | 98.8                            | 98.8                   | 94.9            | 96.5               | 98.4              | 96.1                        | 95.6                   |
| 2003                  |                       | 94.0                      | 94.0                  | 95.3                        | 96.5                 | 97.9                            | 101.9                  | 90.0            | 92.3               | 95.8              | 92.2                        | 89.1                   |
| 2004                  |                       | 93.7                      | 93.5                  | 96.1                        | 92.4                 | 97.2                            | 114.4                  | 84.8            | 90.3               | 93.9              | 91.4                        | 86.2                   |
| 2005                  |                       | 93.2                      | 93.0                  | 95.3                        | 88.9                 | 96.8                            | 116.1                  | 82.9            | 90.2               | 91.8              | 94.0                        | 86.2                   |
| 2006                  |                       | 93.6                      | 93.4                  | 95.5                        | 89.0                 | 97.8                            | 116.7                  | 82.6            | 90.9               | 91.8              | 95.8                        | 86.8                   |
| 2007                  |                       | 95.5                      | 95.5                  | 97.8                        | 90.3                 | 99.1                            | 123.2                  | 82.6            | 92.7               | 93.4              | 99.0                        | 88.2                   |
| 2007年 7月              |                       | 95.2                      | 95.3                  | 97.6                        | 90.1                 | 98.7                            | 123.0                  | 82.6            | 92.4               | 93.0              | 98.7                        | 88.0                   |
| 8                     |                       | 95.3                      | 95.4                  | 97.6                        | 90.1                 | 98.8                            | 123.0                  | 82.4            | 92.7               | 93.0              | 99.5                        | 88.1                   |
| 9                     |                       | 96.0                      | 96.1                  | 98.3                        | 90.8                 | 100.1                           | 125.1                  | 82.2            | 93.2               | 94.3              | 99.6                        | 88.4                   |
| 10                    |                       | 96.1                      | 96.2                  | 98.4                        | 90.8                 | 100.1                           | 125.4                  | 82.2            | 93.3               | 94.3              | 99.6                        | 88.5                   |
| 11                    |                       | 96.3                      | 96.4                  | 98.5                        | 90.9                 | 100.1                           | 125.4                  | 82.2            | 93.7               | 94.4              | 100.2                       | 89.1                   |
| 12                    |                       | 96.4                      | 96.5                  | 98.5                        | 90.9                 | 100.5                           | 125.6                  | 82.1            | 94.0               | 94.6              | 100.7                       | 89.2                   |
| 2008年 1月              |                       | 96.3                      | 96.5                  | 98.5                        | 90.9                 | 100.7                           | 125.6                  | 82.1            | 94.0               | 94.7              | 100.8                       | 89.2                   |
| 2                     |                       | 97.3                      | 97.5                  | 100.3                       | 90.9                 | 101.0                           | 131.3                  | 82.1            | 93.9               | 94.7              | 100.8                       | 89.2                   |
| 3                     |                       | 98.7                      | 98.9                  | 102.9                       | 91.0                 | 101.5                           | 139.2                  | 82.4            | 93.9               | 95.0              | 100.8                       | 89.2                   |
| 4                     |                       | 99.8                      | 100.1                 | 105.0                       | 90.9                 | 101.7                           | 145.8                  | 82.4            | 94.1               | 94.9              | 100.8                       | 89.2                   |
| 5                     |                       | 100.9                     | 101.4                 | 107.0                       | 91.0                 | 102.8                           | 151.8                  | 82.4            | 94.4               | 94.9              | 101.9                       | 89.4                   |
| 6                     |                       | P 101.7                   | P 102.3               | P 108.5                     | P 91.2               | 104.6                           | 155.4                  | 82.8            | P 94.5             | 95.0              | 101.9                       | 89.4                   |
| 7                     |                       | P 102.1                   | P 102.6               | P 108.9                     | P 91.7               | 105.1                           | 156.1                  | 82.9            | P 94.9             | 95.2              | 103.0                       | 89.6                   |

注) Pは暫定値  
Note: The 'P' denotes provisional data.

2. 標準指数 (5) Standard index

平成12年平均=100  
2000 average=100

| 17 建物種類 Building type |                       | 医院 Clinic RC 400㎡ 2/0 設備 Installation [E. P. A]         |                       |                             |                      |                                 |                        |                 |                    |                   |                             |                        |          |      |      |      |      |      |      |
|-----------------------|-----------------------|---|-----------------------|-----------------------------|----------------------|---------------------------------|------------------------|-----------------|--------------------|-------------------|-----------------------------|------------------------|----------|------|------|------|------|------|------|
| 年月<br>Year Month      | 指数種類<br>Kind of Index | 工事原価<br>Construction cost                               | 純工事費<br>Net work cost | 建築<br>Building construction | 仮設<br>Temporary work | 土工・地業<br>Earthwork & Foundation | ＜体<br>Structural frame | 仕上<br>Finishing | 設備<br>Installation | 電気<br>Electricity | 衛生<br>Plumbing & Sanitation | 空調<br>Air-Conditioning |          |      |      |      |      |      |      |
|                       |                       |   |                       |                             |                      |                                 |                        |                 |                    |                   |                             |                        | 2001年 平均 | 2002 | 2003 | 2004 | 2005 | 2006 | 2007 |
| 2001年 平均              |                       | 98.6  | 98.5                  | 98.2                        | 99.4                 | 98.3                            | 98.1                   | 98.1            | 99.0               | 99.6              | 98.9                        | 98.3                   |          |      |      |      |      |      |      |
| 2002                  |                       | 96.2  | 96.4                  | 96.0                        | 98.5                 | 98.5                            | 97.4                   | 94.6            | 97.0               | 98.7              | 97.0                        | 95.2                   |          |      |      |      |      |      |      |
| 2003                  |                       | 92.9  | 92.8                  | 93.2                        | 96.6                 | 97.9                            | 97.8                   | 89.8            | 92.0               | 96.0              | 93.4                        | 86.7                   |          |      |      |      |      |      |      |
| 2004                  |                       | 91.3  | 91.0                  | 91.7                        | 92.8                 | 97.3                            | 102.7                  | 85.3            | 89.8               | 93.9              | 92.4                        | 83.2                   |          |      |      |      |      |      |      |
| 2005                  |                       | 90.4  | 90.0                  | 90.1                        | 89.3                 | 97.0                            | 103.2                  | 82.8            | 89.9               | 91.8              | 95.3                        | 83.1                   |          |      |      |      |      |      |      |
| 2006                  |                       | 90.9  | 90.5                  | 90.5                        | 89.5                 | 98.2                            | 105.1                  | 82.5            | 90.5               | 91.5              | 96.9                        | 83.7                   |          |      |      |      |      |      |      |
| 2007                  |                       | 93.2  | 93.0                  | 93.1                        | 90.8                 | 99.5                            | 113.8                  | 82.6            | 92.8               | 93.7              | 100.4                       | 85.1                   |          |      |      |      |      |      |      |
| 2007年 7月              |                       | 93.0  | 92.9                  | 93.1                        | 90.6                 | 99.0                            | 113.9                  | 82.6            | 92.5               | 93.4              | 100.0                       | 85.0                   |          |      |      |      |      |      |      |
| 8                     |                       | 93.1  | 93.0                  | 93.0                        | 90.6                 | 99.0                            | 113.9                  | 82.4            | 92.9               | 93.4              | 100.9                       | 85.2                   |          |      |      |      |      |      |      |
| 9                     |                       | 93.6  | 93.5                  | 93.5                        | 91.4                 | 100.8                           | 115.4                  | 82.2            | 93.5               | 94.9              | 101.0                       | 85.4                   |          |      |      |      |      |      |      |
| 10                    |                       | 93.7  | 93.6                  | 93.6                        | 91.4                 | 100.8                           | 115.7                  | 82.3            | 93.6               | 94.9              | 101.0                       | 85.4                   |          |      |      |      |      |      |      |
| 11                    |                       | 93.9  | 93.8                  | 93.7                        | 91.4                 | 100.8                           | 115.7                  | 82.3            | 93.9               | 95.1              | 101.7                       | 85.6                   |          |      |      |      |      |      |      |
| 12                    |                       | 94.0  | 93.9                  | 93.7                        | 91.5                 | 101.3                           | 116.0                  | 82.2            | 94.2               | 95.3              | 102.5                       | 85.6                   |          |      |      |      |      |      |      |
| 2008年 1月              |                       | 93.9  | 93.9                  | 93.7                        | 91.6                 | 101.5                           | 116.0                  | 82.2            | 94.2               | 95.3              | 102.5                       | 85.6                   |          |      |      |      |      |      |      |
| 2                     |                       | 94.6  | 94.5                  | 94.7                        | 91.6                 | 101.7                           | 119.4                  | 82.2            | 94.2               | 95.3              | 102.5                       | 85.6                   |          |      |      |      |      |      |      |
| 3                     |                       | 95.3  | 95.3                  | 95.8                        | 91.6                 | 102.1                           | 122.7                  | 82.5            | 94.3               | 95.6              | 102.5                       | 85.6                   |          |      |      |      |      |      |      |
| 4                     |                       | 95.9  | 95.9                  | 96.8                        | 91.4                 | 102.3                           | 126.5                  | 82.5            | 94.3               | 95.6              | 102.5                       | 85.6                   |          |      |      |      |      |      |      |
| 5                     |                       | 96.6  | 96.8                  | 98.0                        | 91.7                 | 103.3                           | 130.4                  | 82.5            | 94.7               | 95.6              | 103.5                       | 85.9                   |          |      |      |      |      |      |      |
| 6                     |                       | P 97.4  | P 97.6                | P 99.3                      | P 91.9               | 104.8                           | 133.9                  | 82.9            | 94.8               | 95.7              | 103.5                       | 85.9                   |          |      |      |      |      |      |      |
| 7                     |                       | P 97.8  | P 98.1                | P 99.7                      | P 92.4               | 105.3                           | 135.0                  | 83.0            | 95.3               | 95.9              | 104.8                       | 86.0                   |          |      |      |      |      |      |      |
| 18 建物種類 Building type |                       | 病院 Hospital RC 4,000㎡ 4/0 設備 Installation [E. P. A. L]  |                       |                             |                      |                                 |                        |                 |                    |                   |                             |                        |          |      |      |      |      |      |      |
| 年月<br>Year Month      | 指数種類<br>Kind of Index | 工事原価<br>Construction cost                               | 純工事費<br>Net work cost | 建築<br>Building construction | 仮設<br>Temporary work | 土工・地業<br>Earthwork & Foundation | ＜体<br>Structural frame | 仕上<br>Finishing | 設備<br>Installation | 電気<br>Electricity | 衛生<br>Plumbing & Sanitation | 空調<br>Air-Conditioning |          |      |      |      |      |      |      |
|                       |                       |   |                       |                             |                      |                                 |                        |                 |                    |                   |                             |                        | 2001年 平均 | 2002 | 2003 | 2004 | 2005 | 2006 | 2007 |
| 2001年 平均              |                       | 98.4  | 98.4                  | 98.3                        | 99.3                 | 98.4                            | 98.0                   | 98.2            | 98.5               | 99.6              | 98.6                        | 98.3                   |          |      |      |      |      |      |      |
| 2002                  |                       | 96.3  | 96.5                  | 96.4                        | 98.4                 | 98.8                            | 97.4                   | 95.0            | 96.5               | 98.4              | 96.1                        | 95.6                   |          |      |      |      |      |      |      |
| 2003                  |                       | 93.3  | 93.3                  | 93.8                        | 96.7                 | 98.1                            | 97.9                   | 90.0            | 92.3               | 95.8              | 92.2                        | 89.1                   |          |      |      |      |      |      |      |
| 2004                  |                       | 91.8  | 91.6                  | 92.3                        | 93.0                 | 97.4                            | 102.9                  | 85.0            | 90.3               | 93.9              | 91.4                        | 86.2                   |          |      |      |      |      |      |      |
| 2005                  |                       | 91.0  | 90.7                  | 91.0                        | 89.2                 | 97.1                            | 103.4                  | 82.9            | 90.3               | 91.8              | 94.0                        | 86.2                   |          |      |      |      |      |      |      |
| 2006                  |                       | 91.6  | 91.3                  | 91.5                        | 89.2                 | 98.2                            | 105.3                  | 82.6            | 91.0               | 91.8              | 95.8                        | 86.8                   |          |      |      |      |      |      |      |
| 2007                  |                       | 93.9  | 93.8                  | 94.4                        | 90.7                 | 99.4                            | 114.2                  | 82.5            | 92.9               | 93.4              | 99.0                        | 88.2                   |          |      |      |      |      |      |      |
| 2007年 7月              |                       | 93.7  | 93.7                  | 94.4                        | 90.5                 | 99.0                            | 114.4                  | 82.5            | 92.6               | 93.0              | 98.7                        | 88.0                   |          |      |      |      |      |      |      |
| 8                     |                       | 93.8  | 93.8                  | 94.3                        | 90.5                 | 99.0                            | 114.4                  | 82.4            | 92.9               | 93.0              | 99.5                        | 88.1                   |          |      |      |      |      |      |      |
| 9                     |                       | 94.4  | 94.3                  | 94.9                        | 91.3                 | 100.5                           | 115.9                  | 82.2            | 93.4               | 94.3              | 99.6                        | 88.4                   |          |      |      |      |      |      |      |
| 10                    |                       | 94.5  | 94.4                  | 95.0                        | 91.3                 | 100.6                           | 116.3                  | 82.3            | 93.5               | 94.3              | 99.6                        | 88.5                   |          |      |      |      |      |      |      |
| 11                    |                       | 94.6  | 94.6                  | 95.1                        | 91.4                 | 100.6                           | 116.3                  | 82.3            | 93.9               | 94.4              | 100.2                       | 89.1                   |          |      |      |      |      |      |      |
| 12                    |                       | 94.8  | 94.8                  | 95.1                        | 91.4                 | 101.1                           | 116.6                  | 82.2            | 94.2               | 94.6              | 100.7                       | 89.2                   |          |      |      |      |      |      |      |
| 2008年 1月              |                       | 94.8  | 94.8                  | 95.2                        | 91.5                 | 101.2                           | 116.6                  | 82.2            | 94.2               | 94.7              | 100.8                       | 89.2                   |          |      |      |      |      |      |      |
| 2                     |                       | 95.4  | 95.4                  | 96.2                        | 91.5                 | 101.5                           | 120.0                  | 82.2            | 94.1               | 94.7              | 100.8                       | 89.2                   |          |      |      |      |      |      |      |
| 3                     |                       | 96.1  | 96.1                  | 97.4                        | 91.5                 | 101.9                           | 123.3                  | 82.5            | 94.1               | 95.0              | 100.8                       | 89.2                   |          |      |      |      |      |      |      |
| 4                     |                       | 96.8  | 96.9                  | 98.6                        | 91.4                 | 102.4                           | 127.2                  | 82.4            | 94.3               | 94.9              | 100.8                       | 89.2                   |          |      |      |      |      |      |      |
| 5                     |                       | 97.6  | 97.8                  | 99.8                        | 91.5                 | 103.4                           | 131.0                  | 82.4            | 94.7               | 94.9              | 101.9                       | 89.4                   |          |      |      |      |      |      |      |
| 6                     |                       | P 98.5  | P 98.8                | P 101.3                     | P 91.7               | 104.8                           | 134.7                  | 82.9            | P 94.7             | 95.0              | 101.9                       | 89.4                   |          |      |      |      |      |      |      |
| 7                     |                       | P 98.9  | P 99.2                | P 101.8                     | P 92.3               | 105.3                           | 135.8                  | 83.0            | P 95.1             | 95.2              | 103.0                       | 89.6                   |          |      |      |      |      |      |      |
| 19 建物種類 Building type |                       | ホテル Hotel SRC 5,000㎡ 8/0-1 設備 Installation [E. P. A. L] |                       |                             |                      |                                 |                        |                 |                    |                   |                             |                        |          |      |      |      |      |      |      |
| 年月<br>Year Month      | 指数種類<br>Kind of Index | 工事原価<br>Construction cost                               | 純工事費<br>Net work cost | 建築<br>Building construction | 仮設<br>Temporary work | 土工・地業<br>Earthwork & Foundation | ＜体<br>Structural frame | 仕上<br>Finishing | 設備<br>Installation | 電気<br>Electricity | 衛生<br>Plumbing & Sanitation | 空調<br>Air-Conditioning |          |      |      |      |      |      |      |
|                       |                       |   |                       |                             |                      |                                 |                        |                 |                    |                   |                             |                        | 2001年 平均 | 2002 | 2003 | 2004 | 2005 | 2006 | 2007 |
| 2001年 平均              |                       | 98.5  | 98.5                  | 98.5                        | 99.3                 | 98.4                            | 98.8                   | 98.1            | 98.4               | 99.6              | 98.5                        | 98.3                   |          |      |      |      |      |      |      |
| 2002                  |                       | 96.4  | 96.6                  | 96.6                        | 98.4                 | 98.8                            | 98.7                   | 94.4            | 96.6               | 98.4              | 96.1                        | 95.7                   |          |      |      |      |      |      |      |
| 2003                  |                       | 94.1  | 94.1                  | 94.7                        | 96.5                 | 97.8                            | 101.6                  | 89.1            | 92.9               | 95.8              | 92.1                        | 89.7                   |          |      |      |      |      |      |      |
| 2004                  |                       | 94.2  | 94.1                  | 95.7                        | 92.4                 | 97.0                            | 113.7                  | 84.2            | 91.0               | 93.6              | 91.3                        | 87.1                   |          |      |      |      |      |      |      |
| 2005                  |                       | 93.4  | 93.2                  | 94.5                        | 88.9                 | 96.7                            | 115.4                  | 81.3            | 90.8               | 91.4              | 93.9                        | 87.1                   |          |      |      |      |      |      |      |
| 2006                  |                       | 93.6  | 93.4                  | 94.4                        | 89.0                 | 97.8                            | 116.1                  | 80.5            | 91.5               | 91.3              | 95.8                        | 87.7                   |          |      |      |      |      |      |      |
| 2007                  |                       | 95.4  | 95.4                  | 96.5                        | 90.3                 | 99.0                            | 122.9                  | 79.8            | 93.4               | 92.9              | 98.9                        | 89.2                   |          |      |      |      |      |      |      |
| 2007年 7月              |                       | 95.2  | 95.2                  | 96.4                        | 90.1                 | 98.7                            | 122.8                  | 79.7            | 93.0               | 92.6              | 98.6                        | 89.0                   |          |      |      |      |      |      |      |
| 8                     |                       | 95.2  | 95.3                  | 96.3                        | 90.1                 | 98.7                            | 122.8                  | 79.6            | 93.3               | 92.6              | 99.3                        | 89.2                   |          |      |      |      |      |      |      |
| 9                     |                       | 95.9  | 96.0                  | 97.1                        | 90.8                 | 100.0                           | 124.9                  | 79.5            | 93.9               | 93.9              | 99.4                        | 89.5                   |          |      |      |      |      |      |      |
| 10                    |                       | 96.0  | 96.1                  | 97.3                        | 90.8                 | 100.1                           | 125.2                  | 79.5            | 94.0               | 93.9              | 99.4                        | 89.6                   |          |      |      |      |      |      |      |
| 11                    |                       | 96.2  | 96.3                  | 97.3                        | 90.9                 | 100.1                           | 125.2                  | 79.5            | 94.4               | 94.1              | 100.0                       | 90.2                   |          |      |      |      |      |      |      |
| 12                    |                       | 96.3  | 96.5                  | 97.4                        | 90.9                 | 100.5                           | 125.4                  | 79.5            | 94.7               | 94.2              | 100.5                       | 90.2                   |          |      |      |      |      |      |      |
| 2008年 1月              |                       | 96.3  | 96.5                  | 97.4                        | 90.9                 | 100.7                           | 125.4                  | 79.5            | 94.7               | 94.3              | 100.6                       | 90.2                   |          |      |      |      |      |      |      |
| 2                     |                       | 97.4  | 97.6                  | 99.2                        | 90.9                 | 100.9                           | 131.0                  | 79.5            | 94.6               | 94.3              | 100.6                       | 90.2                   |          |      |      |      |      |      |      |
| 3                     |                       | 99.0  | 99.3                  | 101.8                       | 91.0                 | 101.4                           | 138.7                  | 79.5            | 94.5               | 94.6              | 100.6                       | 90.2                   |          |      |      |      |      |      |      |
| 4                     |                       | 100.3   | 100.7                 | 103.8                       | 90.9                 | 101.4                           | 145.2                  | 79.5            | 94.8               | 94.6              | 100.6                       | 90.2                   |          |      |      |      |      |      |      |
| 5                     |                       | 101.5   | 102.1                 | 105.8                       | 91.0                 | 102.5                           | 151.0                  | 79.5            | 95.1               | 94.6              | 101.6                       | 90.5                   |          |      |      |      |      |      |      |
| 6                     |                       | P 102.4   | P 103.2               | P 107.3                     | P 91.2               | 104.4                           | 154.6                  | 79.9            | P 95.1             | 94.7              | 101.6                       | 90.5                   |          |      |      |      |      |      |      |
| 7                     |                       | P 102.8   | P 103.6               | P 107.7                     | P 91.7               | 104.9                           | 155.4                  | 80.0            | P 95.6             | 94.8              | 102.6                       | 90.7                   |          |      |      |      |      |      |      |
| 20 建物種類 Building type |                       | ホテル Hotel RC 1,500㎡ 5/0 設備 Installation [E. P. A. L]    |                       |                             |                      |                                 |                        |                 |                    |                   |                             |                        |          |      |      |      |      |      |      |
| 年月<br>Year Month      | 指数種類<br>Kind of Index | 工事原価<br>Construction cost                               | 純工事費<br>Net work cost | 建築<br>Building construction | 仮設<br>Temporary work | 土工・地業<br>Earthwork & Foundation | ＜体<br>Structural frame | 仕上<br>Finishing | 設備<br>Installation | 電気<br>Electricity | 衛生<br>Plumbing & Sanitation | 空調<br>Air-Conditioning |          |      |      |      |      |      |      |
|                       |                       |   |                       |                             |                      |                                 |                        |                 |                    |                   |                             |                        | 2001年 平均 | 2002 | 2003 | 2004 | 2005 | 2006 | 2007 |
| 2001年 平均              |                       | 98.4  | 98.3                  | 98.3                        | 99.3                 | 98.4                            | 98.1                   | 98.2            | 98.3               | 99.6              | 98.5                        | 98.3                   |          |      |      |      |      |      |      |
| 2002                  |                       | 96.2  | 96.4                  | 96.3                        | 98.4                 | 98.8                            | 97.5                   | 95.0            | 96.5               | 98.4              | 96.1                        | 95.7                   |          |      |      |      |      |      |      |
| 2003                  |                       | 93.4  | 93.3                  | 93.7                        | 96.7                 | 98.0                            | 98.2                   | 90.2            | 92.7               | 95.8              | 92.1                        | 89.7                   |          |      |      |      |      |      |      |
| 2004                  |                       | 92.0  | 91.7                  | 92.2                        | 93.0                 | 97.4                            | 103.7                  | 85.7            | 90.8               | 93.6              | 91.3                        | 87.1                   |          |      |      |      |      |      |      |
| 2005                  |                       | 90.8  | 90.3                  | 90.0                        | 89.2                 | 97.1                            | 104.4                  | 82.3            | 90.9               | 91.4              | 93.9                        | 87.1                   |          |      |      |      |      |      |      |
| 2006                  |                       | 91.0  | 90.6                  | 90.0                        | 89.2                 | 98.1                            | 106.1                  | 81.2            | 91.6               | 91.3              | 95.8                        | 87.7                   |          |      |      |      |      |      |      |
| 2007                  |                       | 92.9  | 92.7                  | 92.3                        | 90.7                 | 99.4                            | 114.9                  | 80.7            | 93.5               | 92.9              | 98.9                        | 89.2                   |          |      |      |      |      |      |      |
| 2007年 7月              |                       | 92.8  | 92.6                  | 92.3                        | 90.5                 | 98.9                            | 115.1                  | 80.7            | 93.2               | 92.6              | 98.6                        | 89.0                   |          |      |      |      |      |      |      |
| 8                     |                       | 92.8  | 92.6                  | 92.2                        | 90.5                 | 99.0                            | 115.1                  | 80.5            | 93.5               | 92.6              | 99.3                        | 89.2                   |          |      |      |      |      |      |      |
| 9                     |                       | 93.3  | 93.2                  | 92.7                        | 91.3                 | 100.5                           | 116.5                  | 80.3            | 94.1               | 93.9              | 99.4                        | 89.5                   |          |      |      |      |      |      |      |
| 10                    |                       | 93.4  | 93.3                  | 92.8                        | 91.3                 | 100.6                           | 116.9                  | 80.3            | 94.1               | 93.9              | 99.4                        | 89.6                   |          |      |      |      |      |      |      |
| 11                    |                       | 93.5  | 93.4                  | 92.8                        | 91.4                 | 100.6                           | 116.9                  | 80.3            | 94.6               | 94.1              | 100.0                       | 90.2                   |          |      |      |      |      |      |      |
| 12                    |                       | 93.7  | 93.6                  | 92.9                        | 91.4                 | 101.0                           | 117.2                  | 80.3            | 94.9               | 94.2              | 100.5                       | 90.2                   |          |      |      |      |      |      |      |
| 2008年 1月              |                       | 93.6  | 93.6                  | 92.9                        | 91.5                 | 101.2                           | 117.2                  | 80.2            | 94.9               | 94.3              | 100.6                       | 90.2                   |          |      |      |      |      |      |      |
| 2                     |                       | 94.3  | 94.2                  | 93.8                        | 91.5                 | 101.4                           | 120.8                  | 80.2            | 94.8               | 94.3              | 100.6                       | 90.2                   |          |      |      |      |      |      |      |
| 3                     |                       | 94.9  | 94.9                  | 95.0                        | 91.5                 | 101.8                           | 124.5                  | 80.4            | 94.7               | 94.6              | 100.6                       | 90.2                   |          |      |      |      |      |      |      |
| 4                     |                       | 95.6  | 95.7                  | 96.1                        | 91.4                 | 102.2                           | 128.6                  | 80.4            | 95.0               | 94.6              | 100.6                       | 90.2                   |          |      |      |      |      |      |      |
| 5                     |                       | 96.4  | 96.5                  | 97.2                        | 91.5                 | 103.2                           | 132.6                  | 80.4            | 95.3               | 94.6              | 101.6                       | 90.5                   |          |      |      |      |      |      |      |
| 6                     |                       | P 97.1  | P 97.4                | P 98.5                      | P 91.7               | 104.7                           | 136.3                  | 80.8            | P 95.3             | 94.7              | 101.6                       | 90.5                   |          |      |      |      |      |      |      |
| 7                     |                       | P 97.6  | P 97.8                | P 98.9                      | P 92.3               | 105.2                           | 137.4                  | 80.8            | P 95.8             | 94.8              | 102.6                       | 90.7                   |          |      |      |      |      |      |      |

注) Pは暫定値  
Note: The 'P' denotes provisional data.

2. 標準指数 (6) Standard index

平成12年平均=100  
2000 average=100

| 21 建物種類 Building type |                       | ホテル Hotel R C 4,000㎡ 8/0-1 設備 Installation [E. P. A. L]                           |                       |                              |                       |                                 |                         |                  |                     |                    |                              |                         |
|-----------------------|-----------------------|---|-----------------------|------------------------------|-----------------------|---------------------------------|-------------------------|------------------|---------------------|--------------------|------------------------------|-------------------------|
| 年月<br>Year Month      | 指数種類<br>Kind of Index | 工事原価<br>Construction cost   | 純工事費<br>Net work cost | 建 築<br>Building construction | 仮 設<br>Temporary work | 土工・地業<br>Earthwork & Foundation | ＜ 体<br>Structural frame | 仕 上<br>Finishing | 設 備<br>Installation | 電 気<br>Electricity | 衛 生<br>Plumbing & Sanitation | 空 調<br>Air-Conditioning |
|                       | 2001 年 平均             |   | 98.4                  | 98.3                         | 98.3                  | 99.3                            | 98.4                    | 98.1             | 98.2                | 98.4               | 99.6                         | 98.5                    |
| 2002                  |                       | 96.3  | 96.4                  | 96.4                         | 98.4                  | 98.8                            | 97.5                    | 95.0             | 96.6                | 98.4               | 96.1                         | 95.7                    |
| 2003                  |                       | 93.4  | 93.3                  | 93.7                         | 96.7                  | 98.1                            | 98.3                    | 89.9             | 92.7                | 95.8               | 92.1                         | 89.7                    |
| 2004                  |                       | 92.1  | 91.8                  | 92.3                         | 93.0                  | 97.4                            | 104.1                   | 85.2             | 90.7                | 93.6               | 91.3                         | 87.1                    |
| 2005                  |                       | 90.8  | 90.5                  | 90.4                         | 89.2                  | 97.1                            | 104.8                   | 82.1             | 90.7                | 91.4               | 93.9                         | 87.1                    |
| 2006                  |                       | 91.2  | 90.8                  | 90.6                         | 89.2                  | 98.2                            | 106.5                   | 81.3             | 91.3                | 91.3               | 95.8                         | 87.7                    |
| 2007                  |                       | 93.2  | 93.1                  | 93.0                         | 90.7                  | 99.4                            | 115.2                   | 80.8             | 93.3                | 92.9               | 98.9                         | 89.2                    |
| 2007 年 7 月            |                       | 93.1  | 93.0                  | 93.0                         | 90.5                  | 99.0                            | 115.4                   | 80.8             | 92.9                | 92.6               | 98.6                         | 89.0                    |
| 8                     |                       | 93.1  | 93.0                  | 92.9                         | 90.5                  | 99.0                            | 115.4                   | 80.6             | 93.2                | 92.6               | 99.3                         | 89.2                    |
| 9                     |                       | 93.7  | 93.5                  | 93.4                         | 91.3                  | 100.5                           | 116.8                   | 80.4             | 93.8                | 93.9               | 99.4                         | 89.5                    |
| 10                    |                       | 93.7  | 93.6                  | 93.5                         | 91.3                  | 100.6                           | 117.2                   | 80.4             | 93.8                | 93.9               | 99.4                         | 89.6                    |
| 11                    |                       | 93.9  | 93.8                  | 93.5                         | 91.4                  | 100.6                           | 117.2                   | 80.4             | 94.3                | 94.1               | 100.0                        | 90.2                    |
| 12                    |                       | 94.0  | 93.9                  | 93.6                         | 91.4                  | 101.1                           | 117.5                   | 80.3             | 94.6                | 94.2               | 100.5                        | 90.2                    |
| 2008 年 1 月            |                       | 93.9  | 93.9                  | 93.6                         | 91.5                  | 101.2                           | 117.5                   | 80.3             | 94.6                | 94.3               | 100.6                        | 90.2                    |
| 2                     |                       | 94.6  | 94.6                  | 94.7                         | 91.5                  | 101.5                           | 121.2                   | 80.3             | 94.5                | 94.3               | 100.6                        | 90.2                    |
| 3                     |                       | 95.4  | 95.4                  | 95.9                         | 91.5                  | 101.9                           | 125.1                   | 80.5             | 94.4                | 94.6               | 100.6                        | 90.2                    |
| 4                     |                       | 96.2  | 96.3                  | 97.1                         | 91.4                  | 102.4                           | 129.3                   | 80.5             | 94.7                | 94.6               | 100.6                        | 90.2                    |
| 5                     |                       | 97.0  | 97.2                  | 98.3                         | 91.5                  | 103.4                           | 133.4                   | 80.5             | 95.0                | 94.6               | 101.6                        | 90.5                    |
| 6                     |                       | P 97.9  | P 98.2                | P 99.7                       | P 91.7                | 104.8                           | 137.0                   | 80.9             | P 95.0              | 94.7               | 101.6                        | 90.5                    |
| 7                     |                       | P 98.3  | P 98.6                | P 100.1                      | P 92.3                | 105.3                           | 138.1                   | 80.9             | P 95.5              | 94.8               | 102.6                        | 90.7                    |
| 22 建物種類 Building type |                       | 体育館 Gymnasium R C 2,000㎡ 2/0 設備 Installation [E. P. A]                            |                       |                              |                       |                                 |                         |                  |                     |                    |                              |                         |
| 2001 年 平均             |                       | 98.8  | 98.7                  | 98.6                         | 99.2                  | 98.7                            | 98.5                    | 98.5             | 99.0                | 99.6               | 98.9                         | 98.2                    |
| 2002                  |                       | 96.7  | 97.0                  | 96.9                         | 98.3                  | 98.6                            | 98.6                    | 95.4             | 97.0                | 98.5               | 96.7                         | 95.6                    |
| 2003                  |                       | 94.4  | 94.4                  | 95.3                         | 96.3                  | 98.3                            | 101.2                   | 91.3             | 93.0                | 95.7               | 93.1                         | 89.5                    |
| 2004                  |                       | 93.9  | 93.8                  | 95.5                         | 93.1                  | 97.6                            | 112.2                   | 86.6             | 91.0                | 93.4               | 92.1                         | 86.7                    |
| 2005                  |                       | 93.2  | 92.9                  | 94.2                         | 89.6                  | 96.7                            | 113.6                   | 84.1             | 91.0                | 91.2               | 94.9                         | 86.6                    |
| 2006                  |                       | 93.5  | 93.2                  | 94.3                         | 89.7                  | 97.5                            | 114.7                   | 83.7             | 91.5                | 90.8               | 96.6                         | 87.1                    |
| 2007                  |                       | 95.8  | 95.9                  | 97.2                         | 91.2                  | 99.1                            | 123.6                   | 83.8             | 93.7                | 92.5               | 100.0                        | 88.6                    |
| 2007 年 7 月            |                       | 95.6  | 95.7                  | 97.2                         | 90.9                  | 98.8                            | 123.8                   | 83.8             | 93.4                | 92.2               | 99.7                         | 88.4                    |
| 8                     |                       | 95.7  | 95.8                  | 97.1                         | 91.0                  | 98.8                            | 123.8                   | 83.6             | 93.7                | 92.2               | 100.6                        | 88.5                    |
| 9                     |                       | 96.4  | 96.5                  | 97.8                         | 91.8                  | 100.2                           | 125.7                   | 83.5             | 94.4                | 93.6               | 100.7                        | 88.8                    |
| 10                    |                       | 96.4  | 96.6                  | 98.0                         | 91.8                  | 100.3                           | 126.2                   | 83.5             | 94.4                | 93.6               | 100.7                        | 89.0                    |
| 11                    |                       | 96.6  | 96.7                  | 98.0                         | 91.9                  | 100.3                           | 126.2                   | 83.5             | 94.8                | 93.6               | 101.4                        | 89.4                    |
| 12                    |                       | 96.7  | 96.9                  | 98.1                         | 91.9                  | 100.6                           | 126.5                   | 83.4             | 95.1                | 93.8               | 102.1                        | 89.4                    |
| 2008 年 1 月            |                       | 96.7  | 96.9                  | 98.0                         | 92.0                  | 100.7                           | 126.5                   | 83.4             | 95.2                | 93.9               | 102.2                        | 89.4                    |
| 2                     |                       | 97.7  | 97.9                  | 99.7                         | 92.0                  | 101.3                           | 132.0                   | 83.4             | 95.2                | 93.9               | 102.2                        | 89.4                    |
| 3                     |                       | 98.9  | 99.2                  | 101.6                        | 92.0                  | 101.9                           | 138.5                   | 83.5             | 95.3                | 94.2               | 102.2                        | 89.4                    |
| 4                     |                       | 99.8  | 100.3                 | 103.4                        | 91.9                  | 102.6                           | 144.8                   | 83.5             | 95.3                | 94.2               | 102.2                        | 89.4                    |
| 5                     |                       | 100.9   | 101.5                 | 105.2                        | 92.1                  | 104.1                           | 150.3                   | 83.5             | 95.7                | 94.2               | 103.3                        | 89.7                    |
| 6                     |                       | P 101.8   | P 102.6               | P 106.8                      | P 92.3                | 105.5                           | 154.7                   | 84.0             | 95.7                | 94.3               | 103.3                        | 89.7                    |
| 7                     |                       | P 102.2   | P 103.0               | P 107.3                      | P 92.9                | 106.0                           | 155.9                   | 84.0             | 96.2                | 94.4               | 104.5                        | 89.9                    |
| 23 建物種類 Building type |                       | 体育館 Gymnasium S 800㎡ 1/0 設備 Installation [E. P.]                                  |                       |                              |                       |                                 |                         |                  |                     |                    |                              |                         |
| 2001 年 平均             |                       | 98.8  | 98.8                  | 98.6                         | 99.2                  | 98.1                            | 99.4                    | 98.2             | 99.3                | 99.6               | 98.9                         | -                       |
| 2002                  |                       | 96.9  | 97.1                  | 96.8                         | 98.2                  | 98.4                            | 99.9                    | 94.9             | 97.8                | 98.5               | 96.7                         | -                       |
| 2003                  |                       | 95.1  | 95.2                  | 95.4                         | 96.0                  | 97.8                            | 105.0                   | 90.3             | 94.6                | 95.7               | 93.1                         | -                       |
| 2004                  |                       | 95.9  | 95.9                  | 96.9                         | 92.7                  | 97.3                            | 122.9                   | 85.1             | 92.9                | 93.4               | 92.1                         | -                       |
| 2005                  |                       | 95.3  | 95.3                  | 96.1                         | 89.5                  | 97.3                            | 125.4                   | 83.0             | 92.7                | 91.2               | 94.9                         | -                       |
| 2006                  |                       | 95.2  | 95.2                  | 95.8                         | 89.5                  | 98.7                            | 125.0                   | 82.5             | 93.1                | 90.8               | 96.6                         | -                       |
| 2007                  |                       | 96.9  | 97.1                  | 97.5                         | 90.9                  | 100.0                           | 130.1                   | 82.7             | 95.6                | 92.5               | 100.0                        | -                       |
| 2007 年 7 月            |                       | 96.7  | 96.8                  | 97.3                         | 90.7                  | 99.4                            | 129.7                   | 82.6             | 95.2                | 92.2               | 99.7                         | -                       |
| 8                     |                       | 96.7  | 96.9                  | 97.3                         | 90.7                  | 99.5                            | 129.7                   | 82.5             | 95.6                | 92.2               | 100.6                        | -                       |
| 9                     |                       | 97.5  | 97.7                  | 98.1                         | 91.3                  | 101.3                           | 132.2                   | 82.4             | 96.4                | 93.6               | 100.7                        | -                       |
| 10                    |                       | 97.6  | 97.8                  | 98.2                         | 91.4                  | 101.3                           | 132.6                   | 82.5             | 96.4                | 93.6               | 100.7                        | -                       |
| 11                    |                       | 97.6  | 97.9                  | 98.2                         | 91.4                  | 101.3                           | 132.6                   | 82.4             | 96.7                | 93.6               | 101.4                        | -                       |
| 12                    |                       | 97.8  | 98.0                  | 98.2                         | 91.4                  | 101.9                           | 132.7                   | 82.4             | 97.1                | 93.8               | 102.1                        | -                       |
| 2008 年 1 月            |                       | 97.7  | 98.0                  | 98.2                         | 91.5                  | 102.1                           | 132.7                   | 82.3             | 97.2                | 93.9               | 102.2                        | -                       |
| 2                     |                       | 99.2  | 99.5                  | 100.2                        | 91.5                  | 102.2                           | 140.1                   | 82.3             | 97.2                | 93.9               | 102.2                        | -                       |
| 3                     |                       | 101.5   | 101.9                 | 103.3                        | 91.5                  | 102.5                           | 151.3                   | 82.4             | 97.4                | 94.2               | 102.2                        | -                       |
| 4                     |                       | 103.1   | 103.7                 | 105.7                        | 91.4                  | 102.9                           | 160.0                   | 82.4             | 97.4                | 94.2               | 102.2                        | -                       |
| 5                     |                       | 104.7   | 105.4                 | 107.8                        | 91.6                  | 103.7                           | 167.6                   | 82.4             | 97.8                | 94.2               | 103.3                        | -                       |
| 6                     |                       | P 105.7   | P 106.5               | P 109.2                      | P 91.7                | 105.0                           | 171.4                   | 82.9             | 97.9                | 94.3               | 103.3                        | -                       |
| 7                     |                       | P 106.0   | P 106.9               | P 109.5                      | P 92.3                | 105.6                           | 172.0                   | 82.9             | 98.5                | 94.4               | 104.5                        | -                       |
| 24 建物種類 Building type |                       | 小中学校 Primary school or Jr. - high school R C 4,000㎡ 3/0 設備 Installation [E. P. A] |                       |                              |                       |                                 |                         |                  |                     |                    |                              |                         |
| 2001 年 平均             |                       | 98.5  | 98.4                  | 98.2                         | 99.3                  | 98.4                            | 98.1                    | 98.1             | 99.0                | 99.6               | 98.8                         | 98.3                    |
| 2002                  |                       | 96.4  | 96.6                  | 96.5                         | 98.4                  | 98.7                            | 97.5                    | 95.1             | 96.9                | 98.5               | 96.3                         | 95.4                    |
| 2003                  |                       | 93.8  | 93.7                  | 94.1                         | 96.6                  | 98.2                            | 98.1                    | 90.5             | 92.3                | 95.8               | 92.8                         | 87.9                    |
| 2004                  |                       | 92.7  | 92.4                  | 93.2                         | 92.9                  | 97.8                            | 103.5                   | 85.9             | 90.3                | 93.8               | 92.1                         | 84.7                    |
| 2005                  |                       | 91.7  | 91.4                  | 91.8                         | 89.0                  | 97.7                            | 104.1                   | 83.5             | 90.3                | 91.7               | 94.9                         | 84.8                    |
| 2006                  |                       | 92.3  | 91.9                  | 92.2                         | 89.0                  | 98.9                            | 105.9                   | 83.2             | 90.9                | 91.7               | 96.6                         | 85.4                    |
| 2007                  |                       | 94.8  | 94.8                  | 95.4                         | 90.5                  | 100.0                           | 114.7                   | 83.3             | 93.0                | 93.4               | 99.9                         | 86.9                    |
| 2007 年 7 月            |                       | 94.7  | 94.7                  | 95.4                         | 90.2                  | 99.3                            | 114.9                   | 83.3             | 92.7                | 93.1               | 99.7                         | 86.7                    |
| 8                     |                       | 94.7  | 94.6                  | 95.2                         | 90.2                  | 99.3                            | 114.9                   | 82.9             | 93.0                | 93.1               | 100.5                        | 86.9                    |
| 9                     |                       | 95.3  | 95.3                  | 95.8                         | 91.0                  | 101.4                           | 116.4                   | 82.7             | 93.6                | 94.4               | 100.6                        | 87.1                    |
| 10                    |                       | 95.3  | 95.3                  | 95.9                         | 91.0                  | 101.4                           | 116.7                   | 82.7             | 93.6                | 94.4               | 100.6                        | 87.2                    |
| 11                    |                       | 95.4  | 95.4                  | 95.9                         | 91.1                  | 101.4                           | 116.7                   | 82.6             | 94.1                | 94.5               | 101.3                        | 87.7                    |
| 12                    |                       | 95.6  | 95.6                  | 96.0                         | 91.1                  | 102.1                           | 117.1                   | 82.5             | 94.3                | 94.7               | 101.9                        | 87.7                    |
| 2008 年 1 月            |                       | 95.5  | 95.6                  | 95.9                         | 91.2                  | 102.2                           | 117.1                   | 82.4             | 94.4                | 94.8               | 102.0                        | 87.7                    |
| 2                     |                       | 96.4  | 96.4                  | 97.1                         | 91.2                  | 102.3                           | 120.6                   | 82.5             | 94.4                | 94.8               | 102.0                        | 87.7                    |
| 3                     |                       | 97.3  | 97.4                  | 98.4                         | 91.2                  | 102.5                           | 124.2                   | 82.7             | 94.5                | 95.1               | 102.0                        | 87.7                    |
| 4                     |                       | 98.2  | 98.4                  | 99.7                         | 91.1                  | 103.4                           | 128.2                   | 82.7             | 94.5                | 95.0               | 102.0                        | 87.7                    |
| 5                     |                       | 99.2  | 99.6                  | 101.1                        | 91.3                  | 103.9                           | 132.2                   | 82.7             | 94.9                | 95.0               | 103.2                        | 88.0                    |
| 6                     |                       | P 100.2   | P 100.7               | P 102.6                      | P 91.5                | 104.9                           | 135.8                   | 83.1             | 94.9                | 95.2               | 103.2                        | 88.0                    |
| 7                     |                       | P 100.7   | P 101.1               | P 103.0                      | P 92.0                | 105.2                           | 137.0                   | 83.2             | 95.4                | 95.3               | 104.5                        | 88.2                    |

注) Pは暫定値

Note: The 'P' denotes provisional data.

2. 標準指数 (7) Standard index

平成12年平均=100  
2000 average=100

| 25 建物種類 Building type |                       | 大学 College SRC 7,000㎡ 8/0 設備 Installation [E. P. A. L] |                       |                             |                      |                                 |                        |                 |                    |                   |                             |                        |
|-----------------------|-----------------------|--|-----------------------|-----------------------------|----------------------|---------------------------------|------------------------|-----------------|--------------------|-------------------|-----------------------------|------------------------|
| 年月<br>Year Month      | 指数種類<br>Kind of Index | 工事原価<br>Construction cost                              | 純工事費<br>Net work cost | 建築<br>Building construction | 仮設<br>Temporary work | 土工・地業<br>Earthwork & Foundation | ＜体<br>Structural frame | 仕上<br>Finishing | 設備<br>Installation | 電気<br>Electricity | 衛生<br>Plumbing & Sanitation | 空調<br>Air-Conditioning |
|                       | 2001年 平均              |  | 98.6                  | 98.5                        | 98.6                 | 99.3                            | 98.6                   | 98.8            | 98.2               | 98.5              | 99.6                        | 98.8                   |
| 2002                  |                       | 96.7   | 96.8                  | 96.9                        | 98.4                 | 99.0                            | 98.8                   | 94.5            | 96.7               | 98.4              | 96.3                        | 95.8                   |
| 2003                  |                       | 94.6   | 94.6                  | 95.6                        | 96.7                 | 98.1                            | 101.8                  | 89.7            | 92.8               | 95.7              | 92.8                        | 90.0                   |
| 2004                  |                       | 95.1   | 95.1                  | 97.2                        | 92.8                 | 97.4                            | 114.0                  | 85.0            | 90.7               | 93.6              | 92.0                        | 87.5                   |
| 2005                  |                       | 94.5   | 94.5                  | 96.5                        | 88.9                 | 97.0                            | 115.7                  | 83.1            | 90.3               | 91.6              | 94.8                        | 87.5                   |
| 2006                  |                       | 94.9   | 94.8                  | 96.8                        | 88.9                 | 97.8                            | 116.3                  | 83.1            | 90.8               | 91.3              | 96.5                        | 88.1                   |
| 2007                  |                       | 97.1   | 97.3                  | 99.5                        | 90.5                 | 99.0                            | 123.2                  | 83.1            | 92.6               | 93.1              | 99.7                        | 89.7                   |
| 2007年 7月              |                       | 96.9   | 97.0                  | 99.4                        | 90.2                 | 98.5                            | 123.1                  | 83.1            | 92.3               | 92.8              | 99.5                        | 89.4                   |
| 8                     |                       | 96.9   | 97.1                  | 99.3                        | 90.2                 | 98.6                            | 123.1                  | 82.9            | 92.5               | 92.8              | 100.3                       | 89.7                   |
| 9                     |                       | 97.7   | 97.9                  | 100.3                       | 91.0                 | 100.1                           | 125.2                  | 82.9            | 93.2               | 94.1              | 100.4                       | 90.0                   |
| 10                    |                       | 97.9   | 98.1                  | 100.5                       | 91.0                 | 100.1                           | 125.5                  | 83.0            | 93.2               | 94.1              | 100.4                       | 90.0                   |
| 11                    |                       | 98.0   | 98.2                  | 100.5                       | 91.1                 | 100.1                           | 125.6                  | 83.0            | 93.7               | 94.2              | 101.1                       | 90.8                   |
| 12                    |                       | 98.1   | 98.4                  | 100.6                       | 91.1                 | 100.5                           | 125.8                  | 83.0            | 93.9               | 94.3              | 101.7                       | 90.8                   |
| 2008年 1月              |                       | 98.1   | 98.4                  | 100.6                       | 91.2                 | 100.6                           | 125.8                  | 82.9            | 93.9               | 94.5              | 101.8                       | 90.8                   |
| 2                     |                       | 99.4   | 99.7                  | 102.6                       | 91.2                 | 100.9                           | 131.4                  | 82.9            | 93.8               | 94.5              | 101.8                       | 90.8                   |
| 3                     |                       | 101.2  | 101.6                 | 105.4                       | 91.2                 | 101.3                           | 139.2                  | 83.2            | 93.8               | 94.8              | 101.8                       | 90.8                   |
| 4                     |                       | 102.7  | 103.2                 | 107.7                       | 91.1                 | 101.7                           | 145.7                  | 83.2            | 94.0               | 94.7              | 101.8                       | 90.8                   |
| 5                     |                       | 104.0  | 104.8                 | 109.9                       | 91.2                 | 102.6                           | 151.6                  | 83.2            | 94.3               | 94.7              | 102.9                       | 91.1                   |
| 6                     |                       | P 105.1  | P 105.9               | P 111.6                     | P 91.4               | 104.3                           | 155.3                  | 83.7            | P 94.4             | 94.9              | 102.9                       | 91.1                   |
| 7                     |                       | P 105.5  | P 106.3               | P 112.0                     | P 92.0               | 104.7                           | 156.1                  | 83.7            | P 94.7             | 95.0              | 104.2                       | 91.3                   |
| 26 建物種類 Building type |                       | 工場 Factory RC 1,000㎡ 2/0 設備 Installation [E. P. A. L]  |                       |                             |                      |                                 |                        |                 |                    |                   |                             |                        |
| 2001年 平均              |                       | 98.3   | 98.2                  | 98.3                        | 99.3                 | 98.6                            | 98.3                   | 97.8            | 98.1               | 99.5              | 98.7                        | 98.2                   |
| 2002                  |                       | 96.4   | 96.6                  | 96.9                        | 98.4                 | 98.6                            | 97.7                   | 94.8            | 96.3               | 98.2              | 96.1                        | 95.5                   |
| 2003                  |                       | 94.1   | 94.1                  | 95.3                        | 96.5                 | 98.3                            | 98.9                   | 90.2            | 92.4               | 95.7              | 92.6                        | 89.0                   |
| 2004                  |                       | 93.1   | 93.0                  | 95.1                        | 92.5                 | 97.5                            | 105.7                  | 83.7            | 90.2               | 93.7              | 91.8                        | 86.2                   |
| 2005                  |                       | 92.5   | 92.3                  | 94.2                        | 88.9                 | 96.9                            | 106.5                  | 82.0            | 89.8               | 91.7              | 94.7                        | 86.0                   |
| 2006                  |                       | 93.2   | 93.1                  | 95.1                        | 89.0                 | 97.7                            | 108.0                  | 82.4            | 90.4               | 92.0              | 96.5                        | 86.5                   |
| 2007                  |                       | 95.7   | 95.8                  | 98.7                        | 90.2                 | 99.2                            | 116.2                  | 82.6            | 91.9               | 93.5              | 99.8                        | 87.9                   |
| 2007年 7月              |                       | 95.5   | 95.6                  | 98.7                        | 90.0                 | 98.9                            | 116.3                  | 82.5            | 91.5               | 93.1              | 99.6                        | 87.6                   |
| 8                     |                       | 95.5   | 95.7                  | 98.7                        | 90.0                 | 99.0                            | 116.3                  | 82.4            | 91.8               | 93.1              | 100.2                       | 87.8                   |
| 9                     |                       | 96.3   | 96.5                  | 99.6                        | 90.7                 | 100.1                           | 117.9                  | 82.5            | 92.4               | 94.4              | 100.4                       | 88.1                   |
| 10                    |                       | 96.4   | 96.6                  | 99.8                        | 90.8                 | 100.2                           | 118.3                  | 82.8            | 92.5               | 94.4              | 100.4                       | 88.2                   |
| 11                    |                       | 96.6   | 96.8                  | 99.8                        | 90.8                 | 100.2                           | 118.3                  | 82.8            | 92.9               | 94.5              | 101.0                       | 88.8                   |
| 12                    |                       | 96.8   | 97.0                  | 99.9                        | 90.8                 | 100.6                           | 118.6                  | 82.7            | 93.2               | 94.6              | 101.7                       | 88.8                   |
| 2008年 1月              |                       | 96.7   | 97.0                  | 100.0                       | 90.9                 | 100.7                           | 118.6                  | 82.7            | 93.1               | 94.8              | 101.8                       | 88.8                   |
| 2                     |                       | 97.6   | 97.9                  | 101.6                       | 90.9                 | 101.2                           | 122.5                  | 82.7            | 93.0               | 94.8              | 101.8                       | 88.8                   |
| 3                     |                       | 98.6   | 98.9                  | 103.5                       | 90.9                 | 101.8                           | 126.9                  | 82.9            | 92.8               | 95.0              | 101.8                       | 88.8                   |
| 4                     |                       | 99.7   | 100.1                 | 105.3                       | 90.8                 | 102.3                           | 131.4                  | 82.9            | 93.2               | 95.0              | 101.8                       | 88.8                   |
| 5                     |                       | 100.7  | 101.3                 | 107.2                       | 91.0                 | 103.7                           | 135.8                  | 82.9            | 93.4               | 95.0              | 103.0                       | 89.1                   |
| 6                     |                       | P 101.7  | P 102.4               | P 109.0                     | P 91.2               | 105.1                           | 139.4                  | 83.4            | P 93.5             | 95.1              | 103.0                       | 89.1                   |
| 7                     |                       | P 102.1  | P 102.8               | P 109.6                     | P 91.6               | 105.7                           | 140.4                  | 83.5            | P 93.8             | 95.3              | 104.2                       | 89.2                   |
| 27 建物種類 Building type |                       | 工場 Factory S 700㎡ 1/0 設備 Installation [E. P.]          |                       |                             |                      |                                 |                        |                 |                    |                   |                             |                        |
| 2001年 平均              |                       | 98.7   | 98.7                  | 98.5                        | 99.3                 | 98.4                            | 99.5                   | 97.5            | 99.1               | 99.5              | 98.7                        | -                      |
| 2002                  |                       | 97.1   | 97.3                  | 97.3                        | 98.4                 | 98.6                            | 100.1                  | 94.5            | 97.4               | 98.2              | 96.1                        | -                      |
| 2003                  |                       | 95.8   | 95.9                  | 96.7                        | 96.5                 | 98.2                            | 105.6                  | 89.4            | 94.4               | 95.7              | 92.6                        | -                      |
| 2004                  |                       | 97.3   | 97.5                  | 99.8                        | 92.5                 | 97.8                            | 124.7                  | 82.2            | 93.0               | 93.7              | 91.8                        | -                      |
| 2005                  |                       | 97.3   | 97.5                  | 99.8                        | 88.8                 | 97.5                            | 127.4                  | 81.1            | 93.0               | 91.7              | 94.7                        | -                      |
| 2006                  |                       | 97.7   | 97.9                  | 100.0                       | 89.0                 | 98.6                            | 126.8                  | 81.7            | 93.8               | 92.0              | 96.5                        | -                      |
| 2007                  |                       | 99.5   | 100.0                 | 101.9                       | 90.1                 | 99.8                            | 131.3                  | 81.9            | 96.1               | 93.5              | 99.8                        | -                      |
| 2007年 7月              |                       | 99.2   | 99.7                  | 101.6                       | 89.9                 | 99.2                            | 130.8                  | 81.8            | 95.8               | 93.1              | 99.6                        | -                      |
| 8                     |                       | 99.3   | 99.8                  | 101.6                       | 89.9                 | 99.2                            | 130.8                  | 81.8            | 96.0               | 93.1              | 100.2                       | -                      |
| 9                     |                       | 100.4  | 100.9                 | 102.9                       | 90.6                 | 101.2                           | 133.4                  | 82.0            | 96.9               | 94.4              | 100.4                       | -                      |
| 10                    |                       | 100.5  | 101.0                 | 103.1                       | 90.7                 | 101.3                           | 133.8                  | 82.3            | 96.9               | 94.4              | 100.4                       | -                      |
| 11                    |                       | 100.6  | 101.2                 | 103.1                       | 90.7                 | 101.3                           | 133.8                  | 82.3            | 97.2               | 94.5              | 101.0                       | -                      |
| 12                    |                       | 100.8  | 101.3                 | 103.2                       | 90.7                 | 101.8                           | 133.9                  | 82.2            | 97.5               | 94.6              | 101.7                       | -                      |
| 2008年 1月              |                       | 100.8  | 101.4                 | 103.2                       | 90.8                 | 101.9                           | 133.9                  | 82.2            | 97.7               | 94.8              | 101.8                       | -                      |
| 2                     |                       | 102.5  | 103.2                 | 106.0                       | 90.8                 | 102.0                           | 141.7                  | 82.2            | 97.7               | 94.8              | 101.8                       | -                      |
| 3                     |                       | 105.4  | 106.2                 | 110.4                       | 90.9                 | 102.3                           | 153.8                  | 82.5            | 97.8               | 95.0              | 101.8                       | -                      |
| 4                     |                       | 107.3  | 108.4                 | 113.7                       | 90.7                 | 102.8                           | 162.9                  | 82.5            | 97.8               | 95.0              | 101.8                       | -                      |
| 5                     |                       | 109.2  | 110.5                 | 116.6                       | 90.9                 | 103.5                           | 170.8                  | 82.5            | 98.3               | 95.0              | 103.0                       | -                      |
| 6                     |                       | P 110.4  | P 111.7               | P 118.4                     | P 91.1               | 104.6                           | 174.5                  | 83.3            | 98.3               | 95.1              | 103.0                       | -                      |
| 7                     |                       | P 110.7  | P 112.1               | P 118.6                     | P 91.5               | 105.0                           | 175.0                  | 83.3            | 98.9               | 95.3              | 104.2                       | -                      |
| 28 建物種類 Building type |                       | 工場 Factory S 5,000㎡ 1/0 設備 Installation [E. P. A]      |                       |                             |                      |                                 |                        |                 |                    |                   |                             |                        |
| 2001年 平均              |                       | 98.7   | 98.7                  | 98.6                        | 99.3                 | 98.5                            | 99.6                   | 97.7            | 98.8               | 99.5              | 98.7                        | 98.2                   |
| 2002                  |                       | 97.1   | 97.3                  | 97.6                        | 98.4                 | 98.7                            | 100.5                  | 94.7            | 96.8               | 98.2              | 96.1                        | 95.5                   |
| 2003                  |                       | 95.7   | 95.8                  | 97.3                        | 96.5                 | 98.4                            | 106.6                  | 89.8            | 92.5               | 95.7              | 92.6                        | 89.0                   |
| 2004                  |                       | 97.5   | 97.7                  | 101.1                       | 92.5                 | 98.0                            | 127.6                  | 82.6            | 90.5               | 93.7              | 91.8                        | 86.2                   |
| 2005                  |                       | 97.6   | 97.8                  | 101.4                       | 88.8                 | 97.8                            | 130.5                  | 81.9            | 90.2               | 91.7              | 94.7                        | 86.0                   |
| 2006                  |                       | 98.0   | 98.2                  | 101.7                       | 89.0                 | 98.9                            | 129.6                  | 83.0            | 90.9               | 92.0              | 96.5                        | 86.5                   |
| 2007                  |                       | 99.8   | 100.2                 | 103.6                       | 90.1                 | 100.0                           | 134.2                  | 83.3            | 92.7               | 93.5              | 99.8                        | 87.9                   |
| 2007年 7月              |                       | 99.4   | 99.8                  | 103.3                       | 89.9                 | 99.4                            | 133.8                  | 83.1            | 92.4               | 93.1              | 99.6                        | 87.6                   |
| 8                     |                       | 99.5   | 99.9                  | 103.3                       | 89.9                 | 99.4                            | 133.8                  | 83.0            | 92.6               | 93.1              | 100.2                       | 87.8                   |
| 9                     |                       | 100.6  | 101.1                 | 104.7                       | 90.6                 | 101.4                           | 136.6                  | 83.4            | 93.3               | 94.4              | 100.4                       | 88.1                   |
| 10                    |                       | 100.8  | 101.3                 | 105.0                       | 90.7                 | 101.5                           | 136.9                  | 83.7            | 93.3               | 94.4              | 100.4                       | 88.2                   |
| 11                    |                       | 100.9  | 101.4                 | 105.0                       | 90.7                 | 101.5                           | 137.0                  | 83.7            | 93.7               | 94.5              | 101.0                       | 88.8                   |
| 12                    |                       | 101.0  | 101.5                 | 105.1                       | 90.7                 | 102.0                           | 137.1                  | 83.6            | 93.9               | 94.6              | 101.7                       | 88.8                   |
| 2008年 1月              |                       | 101.0  | 101.6                 | 105.1                       | 90.8                 | 102.1                           | 137.1                  | 83.6            | 94.0               | 94.8              | 101.8                       | 88.8                   |
| 2                     |                       | 103.0  | 103.6                 | 108.1                       | 90.8                 | 102.3                           | 145.5                  | 83.6            | 94.0               | 94.8              | 101.8                       | 88.8                   |
| 3                     |                       | 106.1  | 106.9                 | 112.8                       | 90.9                 | 102.5                           | 158.6                  | 84.0            | 94.1               | 95.0              | 101.8                       | 88.8                   |
| 4                     |                       | 108.3  | 109.3                 | 116.4                       | 90.7                 | 103.5                           | 168.5                  | 84.0            | 94.1               | 95.0              | 101.8                       | 88.8                   |
| 5                     |                       | 110.3  | 111.5                 | 119.4                       | 90.9                 | 104.2                           | 176.9                  | 84.0            | 94.4               | 95.0              | 103.0                       | 89.1                   |
| 6                     |                       | P 111.5  | P 112.8               | P 121.3                     | P 91.1               | 105.0                           | 180.9                  | 84.7            | 94.5               | 95.1              | 103.0                       | 89.1                   |
| 7                     |                       | P 111.8  | P 113.1               | P 121.6                     | P 91.5               | 105.3                           | 181.5                  | 84.7            | 94.8               | 95.3              | 104.2                       | 89.2                   |

注) Pは暫定値  
Note: The 'P' denotes provisional data.

## 2. 標準指数 (8) Standard index

平成12年平均=100  
2000 average=100

| 29               |                       | 建物種類 Building type        | 倉庫 Warehouse R C 600㎡ 2/0 |                             | 設備 Installation [E. P. L]    |                                 |                        |                 |                    |                   |                             |                        |
|------------------|-----------------------|---------------------------|---------------------------|-----------------------------|------------------------------|---------------------------------|------------------------|-----------------|--------------------|-------------------|-----------------------------|------------------------|
| 年月<br>Year Month | 指数種類<br>Kind of Index | 工事原価<br>Construction cost | 純工事費<br>Net work cost     | 建築<br>Building construction | 仮設<br>Temporary work         | 土工・地業<br>Earthwork & Foundation | ＜体<br>Structural frame | 仕上<br>Finishing | 設備<br>Installation | 電気<br>Electricity | 衛生<br>Plumbing & Sanitation | 空調<br>Air-conditioning |
|                  | 2001年                 | 平均                        | 98.3                      | 98.3                        | 98.4                         | 99.3                            | 98.6                   | 98.3            | 98.2               | 97.9              | 99.5                        | 98.7                   |
| 2002             |                       | 96.9                      | 97.1                      | 97.2                        | 98.4                         | 98.6                            | 97.9                   | 95.5            | 96.8               | 98.3              | 96.0                        | -                      |
| 2003             |                       | 95.2                      | 95.4                      | 95.8                        | 96.5                         | 98.2                            | 99.2                   | 90.5            | 94.5               | 95.7              | 92.5                        | -                      |
| 2004             |                       | 94.6                      | 94.6                      | 95.7                        | 92.5                         | 97.5                            | 106.6                  | 83.2            | 92.2               | 93.5              | 91.8                        | -                      |
| 2005             |                       | 93.6                      | 93.6                      | 94.8                        | 88.9                         | 96.9                            | 107.5                  | 81.1            | 90.7               | 91.3              | 94.8                        | -                      |
| 2006             |                       | 94.2                      | 94.1                      | 95.5                        | 89.0                         | 97.7                            | 108.9                  | 81.1            | 91.0               | 91.4              | 96.6                        | -                      |
| 2007             |                       | 96.8                      | 97.1                      | 99.2                        | 90.2                         | 99.2                            | 117.0                  | 81.2            | 92.3               | 93.1              | 99.8                        | -                      |
| 2007年            | 7月                    | 96.6                      | 96.9                      | 99.2                        | 90.0                         | 98.9                            | 117.2                  | 81.1            | 91.8               | 92.6              | 99.6                        | -                      |
|                  | 8                     | 96.7                      | 97.0                      | 99.2                        | 90.0                         | 99.0                            | 117.2                  | 81.0            | 92.0               | 92.6              | 100.3                       | -                      |
|                  | 9                     | 97.6                      | 97.9                      | 100.1                       | 90.7                         | 100.1                           | 118.7                  | 81.1            | 92.9               | 94.1              | 100.4                       | -                      |
|                  | 10                    | 97.7                      | 98.1                      | 100.3                       | 90.8                         | 100.2                           | 119.1                  | 81.2            | 93.0               | 94.1              | 100.4                       | -                      |
|                  | 11                    | 97.8                      | 98.1                      | 100.3                       | 90.8                         | 100.2                           | 119.1                  | 81.2            | 93.2               | 94.1              | 101.1                       | -                      |
|                  | 12                    | 98.0                      | 98.4                      | 100.5                       | 90.8                         | 100.6                           | 119.4                  | 81.2            | 93.7               | 94.3              | 101.7                       | -                      |
| 2008年            | 1月                    | 97.9                      | 98.3                      | 100.5                       | 90.9                         | 100.7                           | 119.4                  | 81.2            | 93.5               | 94.4              | 101.9                       | -                      |
|                  | 2                     | 99.0                      | 99.5                      | 102.3                       | 90.9                         | 101.2                           | 123.5                  | 81.2            | 93.3               | 94.4              | 101.9                       | -                      |
|                  | 3                     | 100.2                     | 100.8                     | 104.3                       | 90.9                         | 101.8                           | 128.2                  | 81.3            | 92.9               | 94.6              | 101.9                       | -                      |
|                  | 4                     | 101.7                     | 102.4                     | 106.2                       | 90.8                         | 102.3                           | 132.8                  | 81.3            | 93.7               | 94.6              | 101.9                       | -                      |
|                  | 5                     | 103.0                     | 103.8                     | 108.4                       | 91.0                         | 103.7                           | 137.5                  | 81.3            | 93.7               | 94.6              | 103.1                       | -                      |
|                  | 6                     | P 104.2                   | P 105.2                   | P 110.3                     | P 91.2                       | 105.1                           | 141.2                  | 81.9            | P 93.7             | 94.8              | 103.1                       | -                      |
|                  | 7                     | P 104.7                   | P 105.7                   | P 110.9                     | P 91.6                       | 105.7                           | 142.3                  | 81.9            | P 94.1             | 94.9              | 104.4                       | -                      |
| 30               |                       | 建物種類 Building type        | 倉庫 Warehouse S 1,000㎡ 1/0 |                             | 設備 Installation [E. P]       |                                 |                        |                 |                    |                   |                             |                        |
| 2001年            | 平均                    | 98.8                      | 98.7                      | 98.5                        | 99.3                         | 98.2                            | 99.5                   | 97.6            | 99.2               | 99.5              | 98.7                        | -                      |
| 2002             |                       | 97.3                      | 97.5                      | 97.6                        | 98.4                         | 98.5                            | 100.2                  | 94.9            | 97.4               | 98.3              | 96.0                        | -                      |
| 2003             |                       | 96.2                      | 96.4                      | 97.3                        | 96.5                         | 98.0                            | 105.7                  | 90.0            | 94.4               | 95.7              | 92.5                        | -                      |
| 2004             |                       | 98.1                      | 98.3                      | 100.7                       | 92.5                         | 97.5                            | 125.1                  | 82.7            | 92.8               | 93.5              | 91.8                        | -                      |
| 2005             |                       | 98.1                      | 98.3                      | 100.8                       | 88.8                         | 97.5                            | 127.9                  | 81.5            | 92.7               | 91.3              | 94.8                        | -                      |
| 2006             |                       | 98.4                      | 98.6                      | 100.9                       | 89.0                         | 98.8                            | 127.2                  | 82.0            | 93.5               | 91.4              | 96.6                        | -                      |
| 2007             |                       | 100.3                     | 100.7                     | 102.9                       | 90.1                         | 100.0                           | 131.8                  | 82.2            | 95.8               | 93.1              | 99.8                        | -                      |
| 2007年            | 7月                    | 99.9                      | 100.4                     | 102.6                       | 89.9                         | 99.4                            | 131.3                  | 82.0            | 95.4               | 92.6              | 99.6                        | -                      |
|                  | 8                     | 100.0                     | 100.5                     | 102.6                       | 89.9                         | 99.5                            | 131.3                  | 82.0            | 95.7               | 92.6              | 100.3                       | -                      |
|                  | 9                     | 101.2                     | 101.7                     | 103.9                       | 90.6                         | 101.3                           | 134.0                  | 82.3            | 96.6               | 94.1              | 100.4                       | -                      |
|                  | 10                    | 101.3                     | 101.8                     | 104.1                       | 90.7                         | 101.3                           | 134.3                  | 82.5            | 96.6               | 94.1              | 100.4                       | -                      |
|                  | 11                    | 101.4                     | 102.0                     | 104.1                       | 90.7                         | 101.3                           | 134.3                  | 82.5            | 96.9               | 94.1              | 101.1                       | -                      |
|                  | 12                    | 101.6                     | 102.1                     | 104.2                       | 90.7                         | 101.8                           | 134.5                  | 82.4            | 97.3               | 94.3              | 101.7                       | -                      |
| 2008年            | 1月                    | 101.6                     | 102.2                     | 104.3                       | 90.8                         | 102.0                           | 134.5                  | 82.4            | 97.4               | 94.4              | 101.9                       | -                      |
|                  | 2                     | 103.5                     | 104.2                     | 107.1                       | 90.8                         | 102.2                           | 142.3                  | 82.4            | 97.4               | 94.4              | 101.9                       | -                      |
|                  | 3                     | 106.5                     | 107.4                     | 111.7                       | 90.9                         | 102.4                           | 154.6                  | 82.7            | 97.5               | 94.6              | 101.9                       | -                      |
|                  | 4                     | 108.7                     | 109.8                     | 115.1                       | 90.7                         | 102.9                           | 163.8                  | 82.7            | 97.5               | 94.6              | 101.9                       | -                      |
|                  | 5                     | 110.7                     | 112.0                     | 118.1                       | 90.9                         | 103.7                           | 171.8                  | 82.7            | 98.0               | 94.6              | 103.1                       | -                      |
|                  | 6                     | P 112.0                   | P 113.4                   | P 120.0                     | P 91.1                       | 104.8                           | 175.6                  | 83.7            | 98.1               | 94.8              | 103.1                       | -                      |
|                  | 7                     | P 112.3                   | P 113.8                   | P 120.3                     | P 91.5                       | 105.3                           | 176.1                  | 83.7            | 98.7               | 94.9              | 104.4                       | -                      |
| 31               |                       | 建物種類 Building type        | 倉庫 Warehouse S 4,000㎡ 2/0 |                             | 設備 Installation [E. P. A. L] |                                 |                        |                 |                    |                   |                             |                        |
| 2001年            | 平均                    | 98.4                      | 98.4                      | 98.6                        | 99.3                         | 98.2                            | 99.6                   | 97.7            | 97.7               | 99.5              | 98.7                        | 98.2                   |
| 2002             |                       | 97.2                      | 97.3                      | 97.8                        | 98.4                         | 98.5                            | 100.3                  | 95.0            | 96.2               | 98.3              | 96.0                        | 95.4                   |
| 2003             |                       | 96.2                      | 96.3                      | 97.7                        | 96.5                         | 98.1                            | 106.1                  | 89.9            | 92.7               | 95.7              | 92.5                        | 88.5                   |
| 2004             |                       | 98.4                      | 98.6                      | 101.9                       | 92.5                         | 97.6                            | 126.0                  | 82.4            | 90.3               | 93.5              | 91.8                        | 85.4                   |
| 2005             |                       | 98.3                      | 98.5                      | 102.1                       | 88.8                         | 97.6                            | 128.9                  | 81.3            | 89.4               | 91.3              | 94.8                        | 85.2                   |
| 2006             |                       | 98.5                      | 98.7                      | 102.2                       | 89.0                         | 98.8                            | 128.1                  | 81.9            | 89.8               | 91.4              | 96.6                        | 85.8                   |
| 2007             |                       | 100.2                     | 100.6                     | 104.3                       | 90.1                         | 100.0                           | 132.8                  | 82.0            | 91.1               | 93.1              | 99.8                        | 87.1                   |
| 2007年            | 7月                    | 99.8                      | 100.2                     | 104.0                       | 89.9                         | 99.4                            | 132.3                  | 81.9            | 90.7               | 92.6              | 99.6                        | 86.9                   |
|                  | 8                     | 99.9                      | 100.3                     | 104.0                       | 89.9                         | 99.5                            | 132.3                  | 81.9            | 90.9               | 92.6              | 100.3                       | 87.0                   |
|                  | 9                     | 101.0                     | 101.5                     | 105.4                       | 90.6                         | 101.3                           | 135.0                  | 82.1            | 91.5               | 94.1              | 100.4                       | 87.3                   |
|                  | 10                    | 101.2                     | 101.7                     | 105.6                       | 90.7                         | 101.4                           | 135.4                  | 82.3            | 91.7               | 94.1              | 100.4                       | 87.4                   |
|                  | 11                    | 101.3                     | 101.8                     | 105.6                       | 90.7                         | 101.4                           | 135.4                  | 82.3            | 92.0               | 94.1              | 101.1                       | 87.8                   |
|                  | 12                    | 101.5                     | 102.0                     | 105.7                       | 90.7                         | 101.9                           | 135.6                  | 82.3            | 92.4               | 94.3              | 101.7                       | 87.8                   |
| 2008年            | 1月                    | 101.4                     | 101.9                     | 105.8                       | 90.8                         | 102.1                           | 135.6                  | 82.3            | 92.2               | 94.4              | 101.9                       | 87.8                   |
|                  | 2                     | 103.5                     | 104.1                     | 108.9                       | 90.8                         | 102.2                           | 143.6                  | 82.3            | 92.0               | 94.4              | 101.9                       | 87.8                   |
|                  | 3                     | 106.7                     | 107.5                     | 113.8                       | 90.9                         | 102.5                           | 156.2                  | 82.6            | 91.5               | 94.6              | 101.9                       | 87.8                   |
|                  | 4                     | 109.3                     | 110.4                     | 117.4                       | 90.7                         | 103.1                           | 165.6                  | 82.6            | 92.3               | 94.6              | 101.9                       | 87.8                   |
|                  | 5                     | 111.5                     | 112.7                     | 120.7                       | 90.9                         | 103.9                           | 173.8                  | 82.6            | 92.4               | 94.6              | 103.1                       | 88.0                   |
|                  | 6                     | P 112.8                   | P 114.1                   | P 122.7                     | P 91.1                       | 104.9                           | 177.7                  | 83.6            | P 92.4             | 94.8              | 103.1                       | 88.0                   |
|                  | 7                     | P 113.1                   | P 114.5                   | P 123.0                     | P 91.5                       | 105.4                           | 178.2                  | 83.6            | P 92.7             | 94.9              | 104.4                       | 88.2                   |

注) Pは暫定値  
Note: The 'P' denotes provisional data.

2. 標準指数 (9) Standard index

平成12年平均=100  
2000 average=100

| 32 建物種類 Building type |                       | 個人住宅 Individual house W 125m <sup>2</sup> 2/0 設備 Installation [E. P]    |                       |                             |            |           |         |                     |                       |                    |                   |                             |
|-----------------------|-----------------------|---|-----------------------|-----------------------------|------------|-----------|---------|---------------------|-----------------------|--------------------|-------------------|-----------------------------|
| 年月<br>Year Month      | 指数種類<br>Kind of Index | 工事原価<br>Construction cost   | 純工事費<br>Net work cost | 建築<br>Building construction | 基礎         | 木工        | 屋根      | 金属製建具<br>& Window   | 内外装                   | 設備<br>Installation | 電気<br>Electricity | 衛生<br>Plumbing & Sanitation |
|                       |                       |   |                       |                             | Foundation | Carpentry | Roofing | Metal door & Window | Int. & Ext. finishing |                    |                   |                             |
| 2001年                 | 平均                    | 98.7  | 98.7                  | 98.5                        | 98.1       | 98.8      | 99.8    | 98.6                | 95.4                  | 99.6               | 99.8              | 99.4                        |
| 2002                  |                       | 97.1  | 97.4                  | 97.2                        | 96.9       | 98.6      | 99.8    | 91.6                | 92.1                  | 98.2               | 99.3              | 97.7                        |
| 2003                  |                       | 94.8  | 94.8                  | 94.9                        | 95.6       | 98.2      | 99.6    | 89.6                | 85.2                  | 94.6               | 96.2              | 93.8                        |
| 2004                  |                       | 92.9  | 92.8                  | 92.9                        | 96.3       | 98.5      | 96.3    | 87.8                | 78.6                  | 92.6               | 94.6              | 91.6                        |
| 2005                  |                       | 89.2  | 88.8                  | 87.8                        | 96.3       | 87.4      | 96.0    | 87.4                | 77.3                  | 93.2               | 91.5              | 94.0                        |
| 2006                  |                       | 87.6  | 87.1                  | 85.5                        | 98.4       | 80.9      | 96.0    | 90.5                | 76.0                  | 93.8               | 90.7              | 95.4                        |
| 2007                  |                       | 88.7  | 88.4                  | 86.3                        | 103.9      | 81.2      | 96.0    | 92.3                | 75.8                  | 97.6               | 94.0              | 99.4                        |
| 2007年                 | 7月                    | 88.6  | 88.2                  | 86.3                        | 104.0      | 81.4      | 96.0    | 91.7                | 75.9                  | 96.8               | 93.3              | 98.6                        |
|                       | 8                     | 88.6  | 88.2                  | 86.1                        | 104.0      | 81.0      | 96.0    | 91.7                | 75.9                  | 97.6               | 93.3              | 99.8                        |
|                       | 9                     | 88.7  | 88.4                  | 86.0                        | 104.8      | 80.7      | 96.0    | 91.7                | 75.9                  | 98.6               | 96.0              | 99.9                        |
|                       | 10                    | 88.8  | 88.5                  | 86.1                        | 105.0      | 80.4      | 96.0    | 94.0                | 75.9                  | 99.2               | 96.0              | 100.9                       |
|                       | 11                    | 89.1  | 88.8                  | 86.2                        | 105.0      | 80.4      | 96.0    | 94.0                | 75.9                  | 99.9               | 96.5              | 101.7                       |
|                       | 12                    | 89.2  | 88.9                  | 86.2                        | 105.2      | 80.4      | 96.0    | 94.0                | 75.8                  | 100.4              | 96.5              | 102.4                       |
| 2008年                 | 1月                    | 89.3  | 89.0                  | 86.4                        | 105.2      | 80.3      | 96.0    | 94.0                | 75.8                  | 100.4              | 96.5              | 102.4                       |
|                       | 2                     | 89.4  | 89.1                  | 86.5                        | 106.5      | 80.3      | 96.0    | 94.0                | 75.8                  | 100.4              | 96.5              | 102.4                       |
|                       | 3                     | 89.5  | 89.2                  | 86.6                        | 107.9      | 80.4      | 96.0    | 94.0                | 75.8                  | 100.5              | 97.0              | 102.4                       |
|                       | 4                     | 89.6  | 89.3                  | 86.7                        | 109.2      | 80.4      | 96.0    | 94.0                | 75.8                  | 100.5              | 96.9              | 102.4                       |
|                       | 5                     | 89.8  | 89.5                  | 86.9                        | 111.6      | 80.4      | 96.0    | 94.0                | 75.8                  | 101.1              | 96.9              | 103.2                       |
|                       | 6                     | P 90.0  | P 89.8                | P 87.2                      | 114.0      | 80.4      | 96.0    | 94.0                | 75.9                  | 101.1              | 97.3              | 103.1                       |
|                       | 7                     | P 90.2  | P 90.0                | P 87.3                      | 114.6      | 80.3      | 96.0    | 94.0                | 76.3                  | 102.1              | 97.6              | 104.4                       |
| 33 建物種類 Building type |                       | 個人住宅 Individual house W 200m <sup>2</sup> 2/0 設備 Installation [E. P. A] |                       |                             |            |           |         |                     |                       |                    |                   |                             |
| 2001年                 | 平均                    | 98.7  | 98.7                  | 98.6                        | 98.0       | 98.8      | 99.9    | 98.7                | 95.4                  | 99.3               | 99.8              | 99.4                        |
| 2002                  |                       | 97.1  | 97.3                  | 97.3                        | 96.9       | 98.6      | 99.9    | 91.9                | 92.2                  | 97.3               | 99.3              | 97.7                        |
| 2003                  |                       | 94.4  | 94.5                  | 95.0                        | 95.6       | 98.2      | 99.7    | 89.9                | 85.2                  | 92.8               | 96.2              | 93.8                        |
| 2004                  |                       | 92.3  | 92.2                  | 92.9                        | 96.3       | 98.5      | 96.1    | 88.1                | 78.5                  | 89.8               | 94.5              | 91.7                        |
| 2005                  |                       | 88.8  | 88.4                  | 87.9                        | 96.3       | 87.4      | 95.9    | 87.7                | 77.2                  | 90.1               | 91.5              | 94.1                        |
| 2006                  |                       | 87.3  | 86.8                  | 85.6                        | 98.4       | 80.9      | 95.9    | 90.7                | 75.9                  | 90.9               | 90.7              | 95.5                        |
| 2007                  |                       | 88.6  | 88.3                  | 86.3                        | 104.1      | 81.2      | 95.9    | 92.6                | 75.8                  | 94.8               | 93.9              | 99.4                        |
| 2007年                 | 7月                    | 88.4  | 88.1                  | 86.2                        | 104.1      | 81.4      | 95.9    | 92.0                | 75.8                  | 94.2               | 93.3              | 98.6                        |
|                       | 8                     | 88.4  | 88.1                  | 86.0                        | 104.1      | 81.0      | 95.9    | 92.0                | 75.8                  | 94.8               | 93.3              | 99.8                        |
|                       | 9                     | 88.6  | 88.3                  | 86.0                        | 105.0      | 80.7      | 95.9    | 92.0                | 75.8                  | 95.7               | 95.9              | 99.9                        |
|                       | 10                    | 88.7  | 88.4                  | 86.0                        | 105.1      | 80.4      | 95.9    | 94.2                | 75.8                  | 96.2               | 95.9              | 101.0                       |
|                       | 11                    | 89.0  | 88.7                  | 86.2                        | 105.1      | 80.4      | 95.9    | 94.2                | 75.8                  | 96.7               | 96.4              | 101.7                       |
|                       | 12                    | 89.1  | 88.8                  | 86.2                        | 105.3      | 80.4      | 95.9    | 94.2                | 75.8                  | 97.1               | 96.4              | 102.4                       |
| 2008年                 | 1月                    | 89.1  | 88.9                  | 86.3                        | 105.4      | 80.3      | 95.9    | 94.2                | 75.8                  | 97.1               | 96.4              | 102.4                       |
|                       | 2                     | 89.3  | 89.0                  | 86.4                        | 106.7      | 80.3      | 95.9    | 94.2                | 75.8                  | 97.1               | 96.4              | 102.4                       |
|                       | 3                     | 89.4  | 89.0                  | 86.5                        | 108.0      | 80.4      | 95.9    | 94.2                | 75.8                  | 97.2               | 96.9              | 102.4                       |
|                       | 4                     | 89.4  | 89.1                  | 86.6                        | 109.4      | 80.4      | 95.9    | 94.2                | 75.8                  | 97.2               | 96.9              | 102.4                       |
|                       | 5                     | 89.6  | 89.4                  | 86.8                        | 111.8      | 80.4      | 95.9    | 94.2                | 75.8                  | 97.8               | 96.9              | 103.3                       |
|                       | 6                     | P 89.8  | P 89.6                | P 87.0                      | 114.2      | 80.4      | 95.9    | 94.2                | 75.8                  | 97.8               | 97.2              | 103.2                       |
|                       | 7                     | P 90.1  | P 89.9                | P 87.1                      | 114.8      | 80.3      | 95.9    | 94.2                | 76.2                  | 98.6               | 97.5              | 104.5                       |
| 34 建物種類 Building type |                       | 集合住宅 Apartment W 500m <sup>2</sup> 2/0 設備 Installation [E. P]           |                       |                             |            |           |         |                     |                       |                    |                   |                             |
| 2001年                 | 平均                    | 98.7  | 98.7                  | 98.5                        | 98.0       | 98.8      | 99.5    | 98.4                | 95.4                  | 99.6               | 99.8              | 99.4                        |
| 2002                  |                       | 97.2  | 97.4                  | 97.3                        | 96.9       | 98.6      | 99.5    | 91.0                | 92.1                  | 98.2               | 99.2              | 97.6                        |
| 2003                  |                       | 95.0  | 95.0                  | 95.1                        | 95.7       | 98.2      | 99.5    | 89.1                | 85.2                  | 94.7               | 96.3              | 93.8                        |
| 2004                  |                       | 93.3  | 93.2                  | 93.3                        | 96.5       | 98.5      | 96.1    | 87.2                | 78.5                  | 93.0               | 94.6              | 92.0                        |
| 2005                  |                       | 89.2  | 88.9                  | 88.1                        | 96.6       | 87.4      | 95.5    | 86.8                | 77.2                  | 93.5               | 91.4              | 94.8                        |
| 2006                  |                       | 87.4  | 87.0                  | 85.6                        | 98.7       | 80.9      | 95.5    | 89.8                | 75.9                  | 94.2               | 90.9              | 96.2                        |
| 2007                  |                       | 88.5  | 88.2                  | 86.4                        | 104.5      | 81.2      | 95.5    | 91.7                | 75.8                  | 97.9               | 94.2              | 100.2                       |
| 2007年                 | 7月                    | 88.3  | 88.0                  | 86.3                        | 104.5      | 81.4      | 95.5    | 91.1                | 75.8                  | 97.2               | 93.5              | 99.5                        |
|                       | 8                     | 88.3  | 88.0                  | 86.2                        | 104.5      | 81.0      | 95.5    | 91.1                | 75.8                  | 97.9               | 93.5              | 100.6                       |
|                       | 9                     | 88.5  | 88.1                  | 86.1                        | 105.4      | 80.7      | 95.5    | 91.1                | 75.8                  | 99.1               | 96.4              | 100.8                       |
|                       | 10                    | 88.5  | 88.2                  | 86.1                        | 105.6      | 80.4      | 95.5    | 93.5                | 75.8                  | 99.6               | 96.4              | 101.5                       |
|                       | 11                    | 88.8  | 88.5                  | 86.3                        | 105.6      | 80.4      | 95.5    | 93.5                | 75.8                  | 100.2              | 96.8              | 102.3                       |
|                       | 12                    | 88.9  | 88.5                  | 86.3                        | 105.8      | 80.4      | 95.5    | 93.5                | 75.7                  | 100.7              | 96.8              | 103.0                       |
| 2008年                 | 1月                    | 88.9  | 88.7                  | 86.5                        | 105.8      | 80.3      | 95.5    | 93.5                | 75.7                  | 100.7              | 96.8              | 103.0                       |
|                       | 2                     | 89.1  | 88.8                  | 86.6                        | 107.2      | 80.3      | 95.5    | 93.5                | 75.7                  | 100.7              | 96.8              | 103.0                       |
|                       | 3                     | 89.3  | 89.0                  | 86.8                        | 108.6      | 80.4      | 95.5    | 93.5                | 75.7                  | 100.8              | 97.3              | 103.0                       |
|                       | 4                     | 89.4  | 89.1                  | 87.0                        | 110.0      | 80.4      | 95.5    | 93.5                | 75.7                  | 100.8              | 97.2              | 103.0                       |
|                       | 5                     | 89.6  | 89.4                  | 87.2                        | 112.5      | 80.4      | 95.5    | 93.5                | 75.7                  | 101.4              | 97.2              | 103.9                       |
|                       | 6                     | P 89.9  | P 89.7                | P 87.5                      | 114.9      | 80.4      | 95.5    | 93.5                | 75.8                  | 101.5              | 97.6              | 103.9                       |
|                       | 7                     | P 90.1  | P 89.9                | P 87.6                      | 115.5      | 80.3      | 95.5    | 93.5                | 76.2                  | 102.5              | 97.9              | 105.3                       |

注) Pは暫定値  
Note: The 'P' denotes provisional data.



3. 構造別平均指数

Average index by structural frame

平成12年平均=100  
2000 average=100

| 35 建物種類 Building type |                       | 構造別平均 SRC                 |                       |                             |                      |                                 |                        |                 |                    |                   |                             |                        |          |      |      |      |      |      |      |
|-----------------------|-----------------------|---------------------------|-----------------------|-----------------------------|----------------------|---------------------------------|------------------------|-----------------|--------------------|-------------------|-----------------------------|------------------------|----------|------|------|------|------|------|------|
| 年月<br>Year Month      | 指数種類<br>Kind of Index | 工事原価<br>Construction cost | 純工事費<br>Net work cost | 建築<br>Building construction | 仮設<br>Temporary work | 土工・地業<br>Earthwork & Foundation | ＜体<br>Structural frame | 仕上<br>Finishing | 設備<br>Installation | 電気<br>Electricity | 衛生<br>Plumbing & Sanitation | 空調<br>Air-conditioning |          |      |      |      |      |      |      |
|                       |                       |                           |                       |                             |                      |                                 |                        |                 |                    |                   |                             |                        | 2001年 平均 | 2002 | 2003 | 2004 | 2005 | 2006 | 2007 |
| 36 建物種類 Building type |                       |                           |                       |                             |                      |                                 |                        |                 |                    |                   |                             |                        |          |      |      |      |      |      |      |
| 構造別平均 RC              |                       |                           |                       |                             |                      |                                 |                        |                 |                    |                   |                             |                        |          |      |      |      |      |      |      |
| 37 建物種類 Building type |                       |                           |                       |                             |                      |                                 |                        |                 |                    |                   |                             |                        |          |      |      |      |      |      |      |
| 構造別平均 S               |                       |                           |                       |                             |                      |                                 |                        |                 |                    |                   |                             |                        |          |      |      |      |      |      |      |
| 38 建物種類 Building type |                       |                           |                       |                             |                      |                                 |                        |                 |                    |                   |                             |                        |          |      |      |      |      |      |      |
| 構造別平均 W               |                       |                           |                       |                             |                      |                                 |                        |                 |                    |                   |                             |                        |          |      |      |      |      |      |      |

注) Pは暫定値  
Note: The 'P' denotes provisional data.

4. モデル指数 (1) Model index

| 39               | 建物種類 Building type    | 小劇場付ワンルームマンション Condominium RC 836㎡ 3/1 設備 [E. P. A] |                       |                              |                       |                                 |                         |                  | 基準時                 | 2001年11月           | 純工事費                         | 25,741万円                |
|------------------|-----------------------|---|-----------------------|------------------------------|-----------------------|---------------------------------|-------------------------|------------------|---------------------|--------------------|------------------------------|-------------------------|
| 年月<br>Year Month | 指数種類<br>Kind of Index | 工事原価<br>Construction cost                           | 純工事費<br>Net work cost | 建 築<br>Building construction | 仮 設<br>Temporary work | 土工・地業<br>Earthwork & Foundation | < 体<br>Structural frame | 仕 上<br>Finishing | 設 備<br>Installation | 電 気<br>Electricity | 衛 生<br>Plumbing & Sanitation | 空 調<br>Air-conditioning |
|                  | 2001年 平均              | -   | -                     | -                            | -                     | -                               | -                       | -                | -                   | -                  | -                            | -                       |
| 2002             | -                     | 98.8  | 98.9                  | 99.1                         | 100.3                 | 99.8                            | 98.2                    | 98.3             | 98.9                | 98.6               | 97.4                         |                         |
| 2003             | -                     | 94.8  | 95.1                  | 97.2                         | 98.8                  | 98.8                            | 92.5                    | 94.0             | 96.5                | 95.1               | 89.8                         |                         |
| 2004             | -                     | 92.2  | 92.2                  | 94.5                         | 97.9                  | 100.2                           | 87.6                    | 92.0             | 94.7                | 94.5               | 86.3                         |                         |
| 2005             | -                     | 90.8  | 90.5                  | 90.0                         | 98.8                  | 100.3                           | 85.1                    | 91.8             | 92.5                | 97.9               | 85.9                         |                         |
| 2006             | -                     | 91.4  | 91.0                  | 90.1                         | 101.3                 | 102.7                           | 84.5                    | 92.6             | 92.9                | 99.7               | 86.3                         |                         |
| 2007             | -                     | 93.4  | 93.1                  | 91.6                         | 102.4                 | 111.2                           | 84.7                    | 94.4             | 94.3                | 103.2              | 87.3                         |                         |
| 2007年 7月         | -                     | 93.4  | 93.1                  | 91.3                         | 102.3                 | 111.3                           | 84.8                    | 94.1             | 93.8                | 102.9              | 87.1                         |                         |
| 8                | -                     | 93.4  | 93.1                  | 91.3                         | 102.5                 | 111.3                           | 84.6                    | 94.3             | 93.8                | 103.7              | 87.2                         |                         |
| 9                | -                     | 93.9  | 93.4                  | 92.3                         | 102.9                 | 112.7                           | 84.6                    | 95.0             | 95.1                | 103.8              | 87.5                         |                         |
| 10               | -                     | 93.9  | 93.5                  | 92.3                         | 103.0                 | 112.9                           | 84.6                    | 95.0             | 95.1                | 103.8              | 87.6                         |                         |
| 11               | -                     | 94.0  | 93.6                  | 92.4                         | 103.0                 | 112.9                           | 84.7                    | 95.3             | 95.2                | 104.6              | 87.7                         |                         |
| 12               | -                     | 94.0  | 93.5                  | 92.4                         | 103.5                 | 113.3                           | 84.3                    | 95.5             | 95.3                | 105.4              | 87.7                         |                         |
| 2008年 1月         | -                     | 94.1  | 93.6                  | 92.5                         | 104.0                 | 113.3                           | 84.3                    | 95.6             | 95.5                | 105.4              | 87.7                         |                         |
| 2                | -                     | 94.5  | 94.0                  | 92.5                         | 104.0                 | 115.4                           | 84.3                    | 95.6             | 95.5                | 105.4              | 87.7                         |                         |
| 3                | -                     | 94.9  | 94.6                  | 92.5                         | 104.5                 | 117.3                           | 84.5                    | 95.7             | 95.7                | 105.4              | 87.7                         |                         |
| 4                | -                     | 95.1  | 94.9                  | 92.4                         | 103.0                 | 119.7                           | 84.5                    | 95.7             | 95.6                | 105.4              | 87.7                         |                         |
| 5                | -                     | 95.7  | 95.6                  | 92.6                         | 104.5                 | 122.6                           | 84.5                    | 96.0             | 95.6                | 106.6              | 87.8                         |                         |
| 6                | -                     | P 96.6  | P 96.9                | P 92.8                       | 106.6                 | 125.4                           | 85.1                    | 96.1             | 95.8                | 106.6              | 87.8                         |                         |
| 7                | -                     | P 97.1  | P 97.3                | P 93.3                       | 107.8                 | 126.2                           | 85.2                    | 96.6             | 95.9                | 108.1              | 87.9                         |                         |
| 40               | 建物種類 Building type    | 低層集合住宅 Condominium RC 3,018㎡ 4/1 設備 [E. P. A. L]    |                       |                              |                       |                                 |                         |                  | 基準時                 | 2004年11月           | 純工事費                         | 52,931万円                |
| 2001年 平均         | -                     | -   | -                     | -                            | -                     | -                               | -                       | -                | -                   | -                  | -                            | -                       |
| 2002             | -                     | -   | -                     | -                            | -                     | -                               | -                       | -                | -                   | -                  | -                            | -                       |
| 2003             | -                     | -   | -                     | -                            | -                     | -                               | -                       | -                | -                   | -                  | -                            | -                       |
| 2004             | -                     | -   | -                     | -                            | -                     | -                               | -                       | -                | -                   | -                  | -                            | -                       |
| 2005             | -                     | 98.6  | 98.4                  | 97.6                         | 99.9                  | 99.3                            | 97.4                    | 100.1            | 98.7                | 102.0              | 99.7                         |                         |
| 2006             | -                     | 99.1  | 98.8                  | 97.6                         | 102.4                 | 101.3                           | 95.9                    | 100.8            | 98.8                | 103.6              | 100.2                        |                         |
| 2007             | -                     | 102.1   | 101.9                 | 99.3                         | 103.8                 | 109.9                           | 95.1                    | 103.1            | 100.9               | 107.2              | 101.3                        |                         |
| 2007年 7月         | -                     | 102.0   | 101.8                 | 99.1                         | 103.4                 | 110.1                           | 95.0                    | 102.6            | 100.5               | 106.8              | 101.1                        |                         |
| 8                | -                     | 102.0   | 101.9                 | 99.1                         | 103.6                 | 110.1                           | 94.9                    | 103.1            | 100.5               | 107.8              | 101.2                        |                         |
| 9                | -                     | 102.7   | 102.5                 | 99.8                         | 104.9                 | 111.4                           | 94.7                    | 103.7            | 102.0               | 107.9              | 101.5                        |                         |
| 10               | -                     | 102.8   | 102.6                 | 99.9                         | 105.0                 | 111.7                           | 94.7                    | 103.8            | 102.0               | 107.9              | 101.7                        |                         |
| 11               | -                     | 102.9   | 102.7                 | 99.9                         | 105.0                 | 111.7                           | 94.9                    | 104.2            | 102.3               | 108.6              | 101.8                        |                         |
| 12               | -                     | 103.1   | 102.9                 | 99.9                         | 105.6                 | 112.1                           | 94.8                    | 104.8            | 102.5               | 109.6              | 101.8                        |                         |
| 2008年 1月         | -                     | 103.2   | 103.0                 | 100.0                        | 106.1                 | 112.1                           | 94.9                    | 104.7            | 102.5               | 109.7              | 101.8                        |                         |
| 2                | -                     | 104.0   | 103.9                 | 100.0                        | 106.1                 | 114.5                           | 95.0                    | 104.6            | 102.5               | 109.7              | 101.8                        |                         |
| 3                | -                     | 104.7   | 104.8                 | 100.1                        | 106.6                 | 116.7                           | 95.1                    | 104.4            | 102.7               | 109.7              | 101.8                        |                         |
| 4                | -                     | 105.4   | 105.6                 | 99.9                         | 105.0                 | 119.5                           | 95.1                    | 104.8            | 102.7               | 109.7              | 101.8                        |                         |
| 5                | -                     | 106.7   | 106.9                 | 100.1                        | 106.6                 | 122.6                           | 95.1                    | 105.1            | 102.7               | 110.7              | 101.9                        |                         |
| 6                | -                     | P 108.0   | P 108.4               | P 100.3                      | 109.1                 | 125.5                           | 95.5                    | P 105.2          | 102.9               | 110.7              | 101.9                        |                         |
| 7                | -                     | P 108.6   | P 109.0               | P 101.0                      | 110.3                 | 126.4                           | 95.6                    | P 105.7          | 103.0               | 112.0              | 102.0                        |                         |
| 41               | 建物種類 Building type    | 事務所ビル Office SRC 2,414㎡ 8/0 設備 [E. P. A. L]         |                       |                              |                       |                                 |                         |                  | 基準時                 | 2003年11月           | 純工事費                         | 53,972万円                |
| 2001年 平均         | -                     | -   | -                     | -                            | -                     | -                               | -                       | -                | -                   | -                  | -                            | -                       |
| 2002             | -                     | -   | -                     | -                            | -                     | -                               | -                       | -                | -                   | -                  | -                            | -                       |
| 2003             | -                     | -   | -                     | -                            | -                     | -                               | -                       | -                | -                   | -                  | -                            | -                       |
| 2004             | -                     | 98.9  | 99.0                  | 97.3                         | 99.0                  | 105.3                           | 96.4                    | 98.4             | 98.2                | 100.2              | 98.2                         |                         |
| 2005             | -                     | 97.1  | 96.9                  | 93.8                         | 98.1                  | 106.1                           | 92.9                    | 97.8             | 96.2                | 102.5              | 98.3                         |                         |
| 2006             | -                     | 96.9  | 96.7                  | 93.9                         | 98.6                  | 107.6                           | 91.8                    | 97.9             | 94.6                | 104.5              | 99.1                         |                         |
| 2007             | -                     | 98.3  | 98.0                  | 95.2                         | 99.9                  | 115.0                           | 90.2                    | 99.6             | 96.1                | 108.0              | 101.0                        |                         |
| 2007年 7月         | -                     | 98.1  | 97.8                  | 95.0                         | 99.8                  | 114.9                           | 90.0                    | 99.2             | 96.0                | 107.8              | 100.8                        |                         |
| 8                | -                     | 98.2  | 97.8                  | 95.0                         | 99.8                  | 114.9                           | 90.0                    | 99.6             | 96.0                | 108.7              | 101.1                        |                         |
| 9                | -                     | 98.9  | 98.6                  | 95.7                         | 100.6                 | 116.5                           | 90.4                    | 100.0            | 96.9                | 108.8              | 101.3                        |                         |
| 10               | -                     | 99.0  | 98.8                  | 95.8                         | 100.6                 | 116.8                           | 90.5                    | 100.1            | 96.9                | 108.8              | 101.4                        |                         |
| 11               | -                     | 99.1  | 98.8                  | 95.8                         | 100.6                 | 116.8                           | 90.5                    | 100.3            | 97.0                | 109.3              | 101.5                        |                         |
| 12               | -                     | 99.2  | 98.9                  | 95.8                         | 101.0                 | 117.1                           | 90.5                    | 100.7            | 97.1                | 109.9              | 101.6                        |                         |
| 2008年 1月         | -                     | 99.2  | 98.9                  | 95.9                         | 101.1                 | 117.1                           | 90.5                    | 100.6            | 97.3                | 110.1              | 101.6                        |                         |
| 2                | -                     | 100.0   | 99.9                  | 95.9                         | 101.5                 | 120.6                           | 90.5                    | 100.4            | 97.3                | 110.1              | 101.6                        |                         |
| 3                | -                     | 101.3   | 101.5                 | 95.9                         | 102.2                 | 125.2                           | 91.2                    | 100.2            | 97.9                | 110.1              | 101.6                        |                         |
| 4                | -                     | 102.2   | 102.6                 | 95.8                         | 102.2                 | 129.3                           | 91.2                    | 100.8            | 97.9                | 110.1              | 101.6                        |                         |
| 5                | -                     | 103.2   | 103.8                 | 96.0                         | 103.7                 | 133.4                           | 91.2                    | 101.0            | 97.9                | 111.4              | 101.9                        |                         |
| 6                | -                     | P 104.2   | P 105.0               | P 96.2                       | 105.6                 | 136.3                           | 91.8                    | P 101.1          | 98.0                | 111.4              | 101.9                        |                         |
| 7                | -                     | P 104.5   | P 105.3               | P 96.7                       | 106.1                 | 137.0                           | 91.8                    | P 101.4          | 98.1                | 112.2              | 102.2                        |                         |
| 42               | 建物種類 Building type    | 店舗 Store S 705㎡ 2/0 設備 [E. P. A]                    |                       |                              |                       |                                 |                         |                  | 基準時                 | 2006年4月            | 純工事費                         | 10,634万円                |
| 2001年 平均         | -                     | -   | -                     | -                            | -                     | -                               | -                       | -                | -                   | -                  | -                            | -                       |
| 2002             | -                     | -   | -                     | -                            | -                     | -                               | -                       | -                | -                   | -                  | -                            | -                       |
| 2003             | -                     | -   | -                     | -                            | -                     | -                               | -                       | -                | -                   | -                  | -                            | -                       |
| 2004             | -                     | -   | -                     | -                            | -                     | -                               | -                       | -                | -                   | -                  | -                            | -                       |
| 2005             | -                     | -   | -                     | -                            | -                     | -                               | -                       | -                | -                   | -                  | -                            | -                       |
| 2006             | -                     | -   | -                     | -                            | -                     | -                               | -                       | -                | -                   | -                  | -                            | -                       |
| 2007             | -                     | 101.7   | 101.3                 | 101.7                        | 101.3                 | 103.9                           | 100.2                   | 102.7            | 102.8               | 103.5              | 102.0                        |                         |
| 2007年 7月         | -                     | 101.5   | 101.1                 | 101.3                        | 100.6                 | 103.7                           | 100.0                   | 102.5            | 102.5               | 103.1              | 101.9                        |                         |
| 8                | -                     | 101.5   | 101.1                 | 101.3                        | 100.6                 | 103.7                           | 100.0                   | 102.7            | 102.5               | 104.0              | 102.1                        |                         |
| 9                | -                     | 102.2   | 101.8                 | 102.5                        | 102.8                 | 105.2                           | 100.1                   | 103.3            | 103.6               | 104.1              | 102.2                        |                         |
| 10               | -                     | 102.4   | 102.0                 | 102.5                        | 102.9                 | 105.4                           | 100.4                   | 103.3            | 103.6               | 104.1              | 102.3                        |                         |
| 11               | -                     | 102.5   | 102.1                 | 102.5                        | 102.9                 | 105.4                           | 100.5                   | 103.5            | 103.7               | 104.7              | 102.4                        |                         |
| 12               | -                     | 102.6   | 102.1                 | 102.6                        | 103.6                 | 105.6                           | 100.3                   | 103.8            | 103.8               | 105.5              | 102.4                        |                         |
| 2008年 1月         | -                     | 102.7   | 102.1                 | 102.6                        | 103.7                 | 105.6                           | 100.4                   | 103.9            | 104.1               | 105.6              | 102.4                        |                         |
| 2                | -                     | 103.3   | 103.0                 | 102.6                        | 103.7                 | 109.7                           | 100.4                   | 103.9            | 104.1               | 105.6              | 102.4                        |                         |
| 3                | -                     | 104.5   | 104.7                 | 102.7                        | 103.7                 | 116.1                           | 101.1                   | 104.2            | 104.6               | 105.6              | 102.4                        |                         |
| 4                | -                     | 105.3   | 105.7                 | 102.6                        | 104.9                 | 121.0                           | 101.1                   | 104.1            | 104.5               | 105.6              | 102.4                        |                         |
| 5                | -                     | 106.0   | 106.8                 | 102.7                        | 105.2                 | 125.7                           | 101.1                   | 104.3            | 104.5               | 106.2              | 102.6                        |                         |
| 6                | -                     | P 106.8   | P 107.8               | P 103.0                      | 105.7                 | 128.2                           | 102.0                   | 104.4            | 104.6               | 106.2              | 102.6                        |                         |
| 7                | -                     | P 107.0   | P 108.0               | P 103.3                      | 105.9                 | 128.5                           | 102.1                   | 104.7            | 104.8               | 107.3              | 102.7                        |                         |

注) Pは暫定値  
Note: The 'P' denotes provisional data.

4. モデル指数 (2) Model index

| 43               |                       | 建物種類 Building type        | 総合病院 Hospital RC 11,494㎡ 5/0 設備 [E. P. A. L]      |                              |                       |                                 |                         |                  | 基準時                 | 2003年5月            | 純工事費                         | 350,592万円               |
|------------------|-----------------------|---------------------------|---|------------------------------|-----------------------|---------------------------------|-------------------------|------------------|---------------------|--------------------|------------------------------|-------------------------|
| 年月<br>Year Month | 指数種類<br>Kind of Index | 工事原価<br>Construction cost | 純工事費<br>Net work cost                             | 建 築<br>Building construction | 仮 設<br>Temporary work | 土工・地業<br>Earthwork & Foundation | < 体<br>Structural frame | 仕 上<br>Finishing | 設 備<br>Installation | 電 気<br>Electricity | 衛 生<br>Plumbing & Sanitation | 空 調<br>Air-conditioning |
|                  | 2001年 平均              | -                         | -   | -                            | -                     | -                               | -                       | -                | -                   | -                  | -                            | -                       |
| 2002             | -                     | -                         | -   | -                            | -                     | -                               | -                       | -                | -                   | -                  | -                            | -                       |
| 2003             | -                     | -                         | -   | -                            | -                     | -                               | -                       | -                | -                   | -                  | -                            | -                       |
| 2004             | -                     | 97.0                      | 96.3  | 96.1                         | 97.9                  | 102.0                           | 92.4                    | 97.8             | 97.7                | 98.6               | 97.8                         |                         |
| 2005             | -                     | 96.1                      | 94.7  | 92.1                         | 96.9                  | 102.3                           | 90.0                    | 97.8             | 95.3                | 101.8              | 98.1                         |                         |
| 2006             | -                     | 96.9                      | 95.3  | 92.3                         | 97.9                  | 104.4                           | 89.6                    | 98.7             | 95.5                | 103.9              | 98.9                         |                         |
| 2007             | -                     | 99.6                      | 98.8  | 93.9                         | 99.6                  | 114.0                           | 89.9                    | 100.6            | 96.4                | 107.2              | 101.1                        |                         |
| 2007年 7月         | -                     | 99.5                      | 98.8  | 93.6                         | 99.7                  | 114.3                           | 89.9                    | 100.2            | 95.9                | 107.2              | 100.7                        |                         |
| 8                | -                     | 99.5                      | 98.7  | 93.6                         | 99.7                  | 114.3                           | 89.6                    | 100.5            | 95.9                | 107.8              | 101.0                        |                         |
| 9                | -                     | 100.1                     | 99.3  | 94.6                         | 100.2                 | 115.8                           | 89.4                    | 101.0            | 97.0                | 107.9              | 101.3                        |                         |
| 10               | -                     | 100.2                     | 99.5  | 94.7                         | 100.3                 | 116.2                           | 89.6                    | 101.1            | 97.0                | 107.9              | 101.4                        |                         |
| 11               | -                     | 100.6                     | 99.5  | 94.7                         | 100.3                 | 116.2                           | 89.5                    | 101.9            | 97.1                | 108.6              | 102.9                        |                         |
| 12               | -                     | 100.7                     | 99.6  | 94.8                         | 100.6                 | 116.7                           | 89.5                    | 102.1            | 97.2                | 109.0              | 102.9                        |                         |
| 2008年 1月         | -                     | 100.8                     | 99.6  | 94.9                         | 100.8                 | 116.7                           | 89.4                    | 102.2            | 97.5                | 109.1              | 102.9                        |                         |
| 2                | -                     | 101.3                     | 100.7   | 94.9                         | 101.5                 | 119.8                           | 89.4                    | 102.1            | 97.5                | 109.1              | 102.9                        |                         |
| 3                | -                     | 102.0                     | 101.8   | 94.9                         | 102.2                 | 122.7                           | 89.7                    | 102.1            | 97.7                | 109.1              | 102.9                        |                         |
| 4                | -                     | 102.6                     | 102.9   | 94.8                         | 102.3                 | 126.3                           | 89.7                    | 102.2            | 97.6                | 109.1              | 102.9                        |                         |
| 5                | -                     | 103.5                     | 104.2   | 95.0                         | 104.6                 | 129.6                           | 89.7                    | 102.8            | 97.6                | 111.0              | 103.4                        |                         |
| 6                | -                     | P 104.4                   | P 105.7   | P 95.3                       | 105.8                 | 133.1                           | 90.2                    | P 102.8          | 97.8                | 111.0              | 103.4                        |                         |
| 7                | -                     | P 104.8                   | P 106.2   | P 95.9                       | 106.5                 | 134.2                           | 90.3                    | P 103.2          | 97.9                | 112.1              | 103.6                        |                         |
| 44               |                       | 建物種類 Building type        | ホテル (ビジネス系) Hotel SRC 5,003㎡ 10/0 設備 [E. P. A. L] |                              |                       |                                 |                         |                  | 基準時                 | 2005年5月            | 純工事費                         | 145,508万円               |
| 2001年 平均         | -                     | -                         | -   | -                            | -                     | -                               | -                       | -                | -                   | -                  | -                            | -                       |
| 2002             | -                     | -                         | -   | -                            | -                     | -                               | -                       | -                | -                   | -                  | -                            | -                       |
| 2003             | -                     | -                         | -   | -                            | -                     | -                               | -                       | -                | -                   | -                  | -                            | -                       |
| 2004             | -                     | -                         | -   | -                            | -                     | -                               | -                       | -                | -                   | -                  | -                            | -                       |
| 2005             | -                     | -                         | -   | -                            | -                     | -                               | -                       | -                | -                   | -                  | -                            | -                       |
| 2006             | -                     | 100.5                     | 100.3   | 100.2                        | 100.8                 | 101.1                           | 99.9                    | 100.8            | 100.6               | 102.7              | 100.6                        |                         |
| 2007             | -                     | 102.1                     | 101.8   | 102.0                        | 102.0                 | 108.0                           | 98.9                    | 102.6            | 102.3               | 105.5              | 102.4                        |                         |
| 2007年 7月         | -                     | 101.8                     | 101.7   | 101.6                        | 101.9                 | 107.9                           | 98.9                    | 102.1            | 101.9               | 105.3              | 101.9                        |                         |
| 8                | -                     | 101.8                     | 101.4   | 101.6                        | 102.0                 | 107.9                           | 98.4                    | 102.2            | 101.9               | 105.9              | 102.1                        |                         |
| 9                | -                     | 102.3                     | 101.8   | 102.9                        | 102.7                 | 109.4                           | 98.1                    | 103.1            | 103.4               | 106.0              | 102.3                        |                         |
| 10               | -                     | 102.3                     | 101.8   | 102.9                        | 102.8                 | 109.7                           | 97.9                    | 103.1            | 103.4               | 106.0              | 102.3                        |                         |
| 11               | -                     | 102.7                     | 101.7   | 103.0                        | 102.8                 | 109.7                           | 97.8                    | 104.1            | 103.5               | 106.6              | 104.9                        |                         |
| 12               | -                     | 102.9                     | 101.8   | 103.0                        | 103.0                 | 109.9                           | 97.8                    | 104.4            | 103.7               | 107.2              | 105.0                        |                         |
| 2008年 1月         | -                     | 102.8                     | 101.7   | 103.1                        | 103.1                 | 109.9                           | 97.7                    | 104.4            | 103.8               | 107.3              | 105.0                        |                         |
| 2                | -                     | 103.3                     | 102.6   | 103.1                        | 103.5                 | 113.0                           | 97.7                    | 104.3            | 103.8               | 107.3              | 105.0                        |                         |
| 3                | -                     | 103.8                     | 103.6   | 103.1                        | 104.0                 | 116.8                           | 97.6                    | 104.2            | 104.0               | 107.3              | 105.0                        |                         |
| 4                | -                     | 104.5                     | 104.5   | 103.0                        | 104.1                 | 120.4                           | 97.6                    | 104.4            | 103.9               | 107.3              | 105.0                        |                         |
| 5                | -                     | 105.1                     | 105.5   | 103.2                        | 105.7                 | 123.9                           | 97.6                    | 104.6            | 103.9               | 108.1              | 105.3                        |                         |
| 6                | -                     | P 105.7                   | P 106.5   | P 103.4                      | 107.0                 | 126.5                           | 97.9                    | P 104.6          | 104.1               | 108.1              | 105.3                        |                         |
| 7                | -                     | P 106.0                   | P 106.8   | P 104.0                      | 107.4                 | 127.1                           | 98.1                    | P 104.9          | 104.2               | 109.1              | 105.4                        |                         |
| 45               |                       | 建物種類 Building type        | 体育館 Gymnasium RC 3,431㎡ 2/0 設備 [E. P. A.]         |                              |                       |                                 |                         |                  | 基準時                 | 2002年11月           | 純工事費                         | 51,673万円                |
| 2001年 平均         | -                     | -                         | -   | -                            | -                     | -                               | -                       | -                | -                   | -                  | -                            | -                       |
| 2002             | -                     | -                         | -   | -                            | -                     | -                               | -                       | -                | -                   | -                  | -                            | -                       |
| 2003             | -                     | 98.9                      | 99.1  | 99.7                         | 99.9                  | 100.2                           | 97.2                    | 97.1             | 96.1                | 98.4               | 96.7                         |                         |
| 2004             | -                     | 98.7                      | 99.1  | 96.3                         | 99.8                  | 105.5                           | 92.5                    | 95.3             | 93.7                | 97.9               | 92.8                         |                         |
| 2005             | -                     | 98.3                      | 98.6  | 93.9                         | 100.0                 | 106.3                           | 91.0                    | 96.0             | 92.2                | 101.3              | 92.4                         |                         |
| 2006             | -                     | 99.0                      | 99.4  | 94.0                         | 101.3                 | 107.8                           | 91.0                    | 95.7             | 89.9                | 103.2              | 92.9                         |                         |
| 2007             | -                     | 102.1                     | 102.6   | 95.0                         | 102.3                 | 115.8                           | 91.1                    | 98.2             | 91.6                | 106.8              | 94.1                         |                         |
| 2007年 7月         | -                     | 101.9                     | 102.3   | 94.8                         | 101.4                 | 115.9                           | 91.0                    | 98.1             | 91.7                | 106.6              | 94.0                         |                         |
| 8                | -                     | 102.0                     | 102.4   | 94.8                         | 101.4                 | 115.9                           | 91.0                    | 98.5             | 91.7                | 107.4              | 94.1                         |                         |
| 9                | -                     | 103.1                     | 103.5   | 95.5                         | 104.0                 | 117.4                           | 91.0                    | 98.8             | 92.3                | 107.5              | 94.4                         |                         |
| 10               | -                     | 103.2                     | 103.7   | 95.5                         | 104.0                 | 117.8                           | 91.3                    | 98.8             | 92.3                | 107.5              | 94.6                         |                         |
| 11               | -                     | 103.3                     | 103.7   | 95.5                         | 104.0                 | 117.8                           | 91.3                    | 99.2             | 92.3                | 108.2              | 94.6                         |                         |
| 12               | -                     | 103.5                     | 104.0   | 95.5                         | 104.9                 | 118.0                           | 91.2                    | 99.4             | 92.4                | 108.8              | 94.7                         |                         |
| 2008年 1月         | -                     | 103.6                     | 104.0   | 95.6                         | 104.9                 | 118.0                           | 91.2                    | 99.5             | 92.6                | 108.8              | 94.7                         |                         |
| 2                | -                     | 104.7                     | 105.3   | 95.6                         | 104.9                 | 121.8                           | 91.2                    | 99.5             | 92.6                | 108.8              | 94.7                         |                         |
| 3                | -                     | 106.0                     | 106.7   | 95.6                         | 105.0                 | 126.3                           | 90.8                    | 99.9             | 93.3                | 108.8              | 94.7                         |                         |
| 4                | -                     | 107.7                     | 108.6   | 95.5                         | 106.7                 | 130.6                           | 90.8                    | 99.9             | 93.3                | 108.8              | 94.7                         |                         |
| 5                | -                     | 109.1                     | 110.1   | 95.7                         | 106.9                 | 134.7                           | 90.8                    | 100.6            | 93.3                | 110.5              | 94.9                         |                         |
| 6                | -                     | P 110.4                   | P 111.5   | P 95.8                       | 107.1                 | 138.2                           | 91.4                    | 100.6            | 93.3                | 110.5              | 94.9                         |                         |
| 7                | -                     | P 110.9                   | P 111.9   | P 96.2                       | 107.2                 | 139.2                           | 91.4                    | 101.2            | 93.5                | 111.8              | 95.0                         |                         |
| 46               |                       | 建物種類 Building type        | 図書館 Library RC 2,413㎡ 3/0 設備 [E. P. A. L]         |                              |                       |                                 |                         |                  | 基準時                 | 2004年5月            | 純工事費                         | 33,646万円                |
| 2001年 平均         | -                     | -                         | -   | -                            | -                     | -                               | -                       | -                | -                   | -                  | -                            | -                       |
| 2002             | -                     | -                         | -   | -                            | -                     | -                               | -                       | -                | -                   | -                  | -                            | -                       |
| 2003             | -                     | -                         | -   | -                            | -                     | -                               | -                       | -                | -                   | -                  | -                            | -                       |
| 2004             | -                     | -                         | -   | -                            | -                     | -                               | -                       | -                | -                   | -                  | -                            | -                       |
| 2005             | -                     | 98.3                      | 97.8  | 97.4                         | 99.4                  | 99.1                            | 96.5                    | 99.3             | 97.1                | 103.1              | 100.1                        |                         |
| 2006             | -                     | 99.2                      | 99.0  | 97.7                         | 101.5                 | 101.6                           | 96.4                    | 99.7             | 96.6                | 104.9              | 100.7                        |                         |
| 2007             | -                     | 102.4                     | 102.9   | 99.2                         | 103.3                 | 110.5                           | 96.1                    | 101.3            | 98.0                | 108.6              | 102.4                        |                         |
| 2007年 7月         | -                     | 102.2                     | 102.8   | 98.8                         | 102.9                 | 110.5                           | 96.0                    | 100.9            | 97.6                | 108.2              | 102.2                        |                         |
| 8                | -                     | 102.3                     | 102.8   | 98.8                         | 103.0                 | 110.5                           | 96.0                    | 101.2            | 97.6                | 109.2              | 102.4                        |                         |
| 9                | -                     | 103.1                     | 103.7   | 99.9                         | 104.5                 | 112.0                           | 96.2                    | 101.7            | 98.7                | 109.3              | 102.7                        |                         |
| 10               | -                     | 103.2                     | 103.9   | 100.0                        | 104.7                 | 112.2                           | 96.4                    | 101.8            | 98.7                | 109.3              | 102.7                        |                         |
| 11               | -                     | 103.3                     | 103.9   | 100.0                        | 104.7                 | 112.2                           | 96.4                    | 102.2            | 98.8                | 110.0              | 103.3                        |                         |
| 12               | -                     | 103.5                     | 104.0   | 100.1                        | 105.0                 | 112.5                           | 96.3                    | 102.4            | 98.9                | 111.0              | 103.3                        |                         |
| 2008年 1月         | -                     | 103.5                     | 104.0   | 100.2                        | 105.5                 | 112.5                           | 96.3                    | 102.4            | 99.2                | 111.1              | 103.3                        |                         |
| 2                | -                     | 104.1                     | 104.9   | 100.2                        | 105.7                 | 114.5                           | 96.3                    | 102.4            | 99.2                | 111.1              | 103.3                        |                         |
| 3                | -                     | 105.2                     | 106.5   | 100.2                        | 106.1                 | 116.3                           | 98.4                    | 102.3            | 99.5                | 111.1              | 103.3                        |                         |
| 4                | -                     | 105.9                     | 107.4   | 100.0                        | 105.0                 | 118.5                           | 98.4                    | 102.5            | 99.4                | 111.1              | 103.3                        |                         |
| 5                | -                     | 106.7                     | 108.5   | 100.3                        | 106.9                 | 121.0                           | 98.4                    | 102.7            | 99.4                | 112.3              | 103.6                        |                         |
| 6                | -                     | P 107.7                   | P 110.0   | P 100.6                      | 108.7                 | 123.7                           | 99.0                    | P 102.8          | 99.6                | 112.3              | 103.6                        |                         |
| 7                | -                     | P 108.1                   | P 110.4   | P 101.1                      | 109.8                 | 124.4                           | 99.0                    | P 103.0          | 99.7                | 113.5              | 103.7                        |                         |

注) Pは暫定値  
Note: The 'P' denotes provisional data.



#### 4. モデル指数 (4) Model index

| 51               | 建物種類 Building type    | 小学校 Primary school R C 5,840㎡ 3/0 設備 Inst. [E. P. A. L]    |                       |                             |                      |                                 |                        |                 | 基準時                | 2002年5月           | 純工事費                        | 76,532万円               |
|------------------|-----------------------|--|-----------------------|-----------------------------|----------------------|---------------------------------|------------------------|-----------------|--------------------|-------------------|-----------------------------|------------------------|
| 年月<br>Year Month | 指数種類<br>Kind of Index | 工事原価<br>Construction cost                                  | 純工事費<br>Net work cost | 建築<br>Building construction | 仮設<br>Temporary work | 土工・地業<br>Earthwork & Foundation | ＜体<br>Structural frame | 仕上<br>Finishing | 設備<br>Installation | 電気<br>Electricity | 衛生<br>Plumbing & Sanitation | 空調<br>Air-conditioning |
|                  | 2001年 平均              | -  | -                     | -                           | -                    | -                               | -                      | -               | -                  | -                 | -                           | -                      |
| 2002             | -                     | -  | -                     | -                           | -                    | -                               | -                      | -               | -                  | -                 | -                           | -                      |
| 2003             | -                     | 96.8   | 97.4                  | 97.5                        | 99.9                 | 99.4                            | 94.7                   | 94.7            | 96.5               | 95.6              | 90.2                        |                        |
| 2004             | -                     | 94.8   | 95.4                  | 94.1                        | 99.9                 | 101.0                           | 89.3                   | 92.7            | 93.5               | 95.1              | 87.4                        |                        |
| 2005             | -                     | 94.2   | 94.5                  | 92.6                        | 99.9                 | 101.2                           | 87.3                   | 93.2            | 91.3               | 98.5              | 87.6                        |                        |
| 2006             | -                     | 95.0   | 95.2                  | 92.8                        | 101.0                | 103.2                           | 86.9                   | 94.4            | 92.1               | 100.5             | 88.2                        |                        |
| 2007             | -                     | 98.0   | 98.4                  | 93.7                        | 102.0                | 111.3                           | 87.2                   | 96.8            | 93.7               | 104.1             | 89.8                        |                        |
| 2007年 7月         | -                     | 97.9   | 98.2                  | 93.3                        | 101.0                | 111.3                           | 87.2                   | 96.6            | 93.4               | 104.0             | 89.6                        |                        |
| 8                | -                     | 98.0   | 98.2                  | 93.3                        | 101.0                | 111.3                           | 87.3                   | 96.9            | 93.4               | 104.7             | 89.8                        |                        |
| 9                | -                     | 98.8   | 99.2                  | 94.3                        | 103.6                | 112.6                           | 87.3                   | 97.4            | 94.6               | 104.8             | 90.1                        |                        |
| 10               | -                     | 99.0   | 99.4                  | 94.4                        | 103.6                | 112.9                           | 87.6                   | 97.4            | 94.6               | 104.8             | 90.2                        |                        |
| 11               | -                     | 99.1   | 99.4                  | 94.5                        | 103.6                | 112.9                           | 87.5                   | 97.9            | 94.7               | 105.6             | 90.5                        |                        |
| 12               | -                     | 99.2   | 99.6                  | 94.5                        | 104.4                | 113.2                           | 87.4                   | 98.1            | 94.8               | 106.1             | 90.5                        |                        |
| 2008年 1月         | -                     | 99.3   | 99.6                  | 94.5                        | 104.4                | 113.2                           | 87.4                   | 98.2            | 95.0               | 106.2             | 90.5                        |                        |
| 2                | -                     | 99.9   | 100.4                 | 94.5                        | 104.4                | 115.4                           | 87.4                   | 98.2            | 95.0               | 106.2             | 90.5                        |                        |
| 3                | -                     | 100.7  | 101.3                 | 94.5                        | 104.4                | 117.7                           | 87.9                   | 98.3            | 95.3               | 106.2             | 90.5                        |                        |
| 4                | -                     | 101.6  | 102.5                 | 94.6                        | 106.5                | 120.2                           | 87.9                   | 98.3            | 95.3               | 106.2             | 90.5                        |                        |
| 5                | -                     | 102.6  | 103.6                 | 94.6                        | 106.5                | 123.3                           | 87.9                   | 99.1            | 95.3               | 107.9             | 90.9                        |                        |
| 6                | -                     | P 103.5  | P 104.7               | P 94.8                      | 106.6                | 126.0                           | 88.3                   | 99.1            | 95.4               | 107.9             | 90.9                        |                        |
| 7                | -                     | P 103.9  | P 105.0               | P 95.0                      | 106.6                | 126.8                           | 88.4                   | 99.8            | 95.5               | 109.4             | 91.2                        |                        |
| 52               | 建物種類 Building type    | 工場 Factory S 1,390㎡ 2/0 設備 Inst. [E. P. A. L]              |                       |                             |                      |                                 |                        |                 | 基準時                | 1993年6月           | 純工事費                        | 25,060万円               |
| 2001年 平均         | -                     | 85.4   | 80.2                  | 92.7                        | 99.8                 | 75.8                            | 79.0                   | 91.2            | 90.9               | 83.8              | 83.6                        |                        |
| 2002             | -                     | 84.6   | 79.7                  | 92.2                        | 99.8                 | 76.0                            | 76.6                   | 90.0            | 90.2               | 81.5              | 81.2                        |                        |
| 2003             | -                     | 83.6   | 79.9                  | 90.9                        | 99.5                 | 78.3                            | 73.2                   | 87.6            | 88.6               | 78.5              | 75.9                        |                        |
| 2004             | -                     | 83.6   | 80.8                  | 88.4                        | 98.8                 | 82.8                            | 68.0                   | 86.6            | 87.2               | 78.2              | 74.3                        |                        |
| 2005             | -                     | 83.7   | 81.1                  | 87.7                        | 97.0                 | 84.4                            | 66.1                   | 86.4            | 85.6               | 81.7              | 74.8                        |                        |
| 2006             | -                     | 83.7   | 80.6                  | 87.8                        | 96.8                 | 83.8                            | 65.6                   | 87.1            | 86.5               | 83.6              | 75.6                        |                        |
| 2007             | -                     | 84.7   | 81.4                  | 88.1                        | 97.8                 | 84.9                            | 65.7                   | 88.4            | 87.8               | 87.1              | 77.6                        |                        |
| 2007年 7月         | -                     | 84.5   | 81.1                  | 88.0                        | 96.8                 | 84.6                            | 65.6                   | 88.1            | 87.3               | 86.9              | 77.4                        |                        |
| 8                | -                     | 84.6   | 81.2                  | 88.0                        | 96.8                 | 84.6                            | 65.7                   | 88.3            | 87.3               | 87.5              | 77.7                        |                        |
| 9                | -                     | 85.2   | 81.9                  | 88.4                        | 99.9                 | 85.7                            | 65.8                   | 88.7            | 88.5               | 87.6              | 77.8                        |                        |
| 10               | -                     | 85.3   | 82.1                  | 88.4                        | 99.9                 | 85.9                            | 66.1                   | 88.8            | 88.5               | 87.6              | 77.9                        |                        |
| 11               | -                     | 85.5   | 82.1                  | 88.4                        | 99.9                 | 85.9                            | 66.1                   | 89.1            | 88.8               | 88.5              | 78.6                        |                        |
| 12               | -                     | 85.6   | 82.2                  | 88.4                        | 99.9                 | 86.0                            | 66.0                   | 89.2            | 88.9               | 89.3              | 78.6                        |                        |
| 2008年 1月         | -                     | 85.6   | 82.2                  | 88.4                        | 99.9                 | 86.0                            | 66.0                   | 89.2            | 88.9               | 89.3              | 78.6                        |                        |
| 2                | -                     | 86.6   | 84.1                  | 88.4                        | 99.9                 | 89.5                            | 66.0                   | 89.2            | 88.9               | 89.3              | 78.6                        |                        |
| 3                | -                     | 88.2   | 87.1                  | 88.4                        | 99.9                 | 95.2                            | 64.9                   | 89.3            | 89.1               | 89.3              | 78.6                        |                        |
| 4                | -                     | 89.4   | 89.6                  | 88.5                        | 99.9                 | 99.5                            | 64.9                   | 89.3            | 89.1               | 89.3              | 78.6                        |                        |
| 5                | -                     | 90.6   | 91.7                  | 88.5                        | 99.9                 | 103.3                           | 64.9                   | 89.5            | 89.1               | 90.7              | 79.1                        |                        |
| 6                | -                     | P 91.4   | P 93.0                | P 88.5                      | 101.4                | 105.4                           | 65.4                   | 89.5            | 89.2               | 90.7              | 79.1                        |                        |
| 7                | -                     | P 91.5   | P 93.1                | P 88.6                      | 101.4                | 105.5                           | 65.4                   | 89.8            | 89.3               | 92.3              | 79.4                        |                        |
| 53               | 建物種類 Building type    | 大学 College SRC 6,820㎡ 8/0 設備 Inst. [E. P. A. L]            |                       |                             |                      |                                 |                        |                 | 基準時                | 1993年12月          | 純工事費                        | 126,928万円              |
| 2001年 平均         | -                     | 85.7   | 85.0                  | 89.6                        | 90.0                 | 83.4                            | 84.1                   | 87.5            | 89.1               | 84.1              | 85.5                        |                        |
| 2002             | -                     | 84.3   | 83.8                  | 88.8                        | 90.1                 | 83.6                            | 81.1                   | 85.7            | 88.5               | 81.6              | 82.7                        |                        |
| 2003             | -                     | 82.2   | 82.5                  | 87.3                        | 89.9                 | 86.2                            | 75.3                   | 81.3            | 86.6               | 78.4              | 74.8                        |                        |
| 2004             | -                     | 82.4   | 83.5                  | 85.2                        | 89.8                 | 94.3                            | 69.8                   | 79.4            | 84.9               | 77.8              | 72.1                        |                        |
| 2005             | -                     | 82.3   | 83.5                  | 84.2                        | 89.7                 | 95.7                            | 68.5                   | 79.3            | 83.5               | 80.9              | 72.3                        |                        |
| 2006             | -                     | 82.4   | 83.2                  | 84.4                        | 90.3                 | 95.2                            | 68.2                   | 80.2            | 84.6               | 82.6              | 72.8                        |                        |
| 2007             | -                     | 83.7   | 84.2                  | 84.9                        | 90.7                 | 97.4                            | 68.2                   | 82.1            | 86.5               | 86.1              | 74.3                        |                        |
| 2007年 7月         | -                     | 83.5   | 84.1                  | 84.7                        | 90.3                 | 97.3                            | 68.2                   | 81.9            | 86.1               | 85.9              | 74.2                        |                        |
| 8                | -                     | 83.6   | 84.2                  | 84.7                        | 90.3                 | 97.3                            | 68.2                   | 82.1            | 86.1               | 86.7              | 74.4                        |                        |
| 9                | -                     | 84.2   | 84.7                  | 85.4                        | 91.6                 | 98.2                            | 68.3                   | 82.7            | 87.4               | 86.8              | 74.5                        |                        |
| 10               | -                     | 84.3   | 84.9                  | 85.4                        | 91.6                 | 98.4                            | 68.4                   | 82.7            | 87.4               | 86.8              | 74.5                        |                        |
| 11               | -                     | 84.4   | 84.9                  | 85.4                        | 91.6                 | 98.5                            | 68.4                   | 82.9            | 87.6               | 87.6              | 74.7                        |                        |
| 12               | -                     | 84.5   | 85.0                  | 85.4                        | 91.9                 | 98.7                            | 68.4                   | 83.1            | 87.7               | 88.2              | 74.7                        |                        |
| 2008年 1月         | -                     | 84.5   | 85.0                  | 85.5                        | 91.9                 | 98.7                            | 68.4                   | 83.1            | 87.7               | 88.2              | 74.7                        |                        |
| 2                | -                     | 85.5   | 86.4                  | 85.5                        | 91.9                 | 102.1                           | 68.4                   | 83.1            | 87.7               | 88.2              | 74.7                        |                        |
| 3                | -                     | 87.1   | 88.6                  | 85.5                        | 91.9                 | 106.9                           | 68.8                   | 83.2            | 88.0               | 88.2              | 74.7                        |                        |
| 4                | -                     | 88.4   | 90.4                  | 85.5                        | 93.0                 | 111.0                           | 68.8                   | 83.2            | 88.0               | 88.2              | 74.7                        |                        |
| 5                | -                     | 89.7   | 92.1                  | 85.5                        | 93.0                 | 114.9                           | 68.8                   | 83.5            | 88.0               | 89.7              | 75.0                        |                        |
| 6                | -                     | P 90.7   | P 93.3                | P 85.6                      | 93.4                 | 117.5                           | 69.2                   | 83.5            | 88.1               | 89.7              | 75.0                        |                        |
| 7                | -                     | P 90.9   | P 93.6                | P 85.7                      | 93.4                 | 118.0                           | 69.2                   | 83.9            | 88.2               | 91.1              | 75.1                        |                        |
| 54               | 建物種類 Building type    | 二世帯住宅 Semi-detached house R C 263㎡ 3/1 設備 Inst. [E. P. A.] |                       |                             |                      |                                 |                        |                 | 基準時                | 1995年6月           | 純工事費                        | 5,517万円                |
| 2001年 平均         | -                     | 92.9   | 92.9                  | 96.1                        | 88.8                 | 93.7                            | 92.2                   | 92.7            | 94.0               | 92.4              | 91.3                        |                        |
| 2002             | -                     | 91.4   | 91.5                  | 95.3                        | 88.7                 | 93.6                            | 89.2                   | 90.8            | 93.6               | 90.3              | 87.7                        |                        |
| 2003             | -                     | 89.6   | 90.3                  | 93.9                        | 87.1                 | 95.2                            | 85.5                   | 86.2            | 91.8               | 86.9              | 77.3                        |                        |
| 2004             | -                     | 88.7   | 89.6                  | 90.3                        | 86.3                 | 99.7                            | 80.8                   | 84.5            | 90.4               | 86.4              | 73.5                        |                        |
| 2005             | -                     | 88.3   | 89.0                  | 88.8                        | 86.0                 | 100.3                           | 79.3                   | 85.1            | 88.5               | 89.9              | 73.1                        |                        |
| 2006             | -                     | 88.4   | 88.9                  | 89.0                        | 85.7                 | 100.2                           | 79.0                   | 86.0            | 89.3               | 91.5              | 73.0                        |                        |
| 2007             | -                     | 89.8   | 90.1                  | 89.8                        | 85.9                 | 102.6                           | 79.4                   | 88.5            | 91.8               | 95.4              | 73.4                        |                        |
| 2007年 7月         | -                     | 89.7   | 90.0                  | 89.5                        | 85.7                 | 102.8                           | 79.3                   | 88.1            | 91.3               | 95.0              | 73.3                        |                        |
| 8                | -                     | 89.8   | 90.0                  | 89.5                        | 85.7                 | 102.8                           | 79.3                   | 88.6            | 91.3               | 96.1              | 73.3                        |                        |
| 9                | -                     | 90.1   | 90.3                  | 90.5                        | 86.4                 | 103.1                           | 79.3                   | 89.2            | 93.0               | 96.2              | 73.3                        |                        |
| 10               | -                     | 90.3   | 90.5                  | 90.5                        | 86.4                 | 103.3                           | 79.4                   | 89.3            | 93.0               | 96.2              | 73.4                        |                        |
| 11               | -                     | 90.5   | 90.6                  | 90.6                        | 86.4                 | 103.3                           | 79.8                   | 89.8            | 93.7               | 97.1              | 73.4                        |                        |
| 12               | -                     | 90.7   | 90.8                  | 90.6                        | 86.6                 | 103.7                           | 79.8                   | 90.1            | 93.9               | 97.6              | 73.4                        |                        |
| 2008年 1月         | -                     | 90.8   | 91.0                  | 90.6                        | 86.6                 | 103.7                           | 80.2                   | 90.1            | 93.9               | 97.6              | 73.4                        |                        |
| 2                | -                     | 91.4   | 91.7                  | 90.6                        | 86.6                 | 105.6                           | 80.2                   | 90.1            | 93.9               | 97.6              | 73.4                        |                        |
| 3                | -                     | 92.1   | 92.6                  | 90.6                        | 90.3                 | 107.4                           | 79.7                   | 90.2            | 94.1               | 97.6              | 73.4                        |                        |
| 4                | -                     | 92.8   | 93.4                  | 90.7                        | 90.3                 | 109.6                           | 79.7                   | 90.2            | 94.1               | 97.6              | 73.4                        |                        |
| 5                | -                     | 93.7   | 94.4                  | 90.7                        | 90.3                 | 112.1                           | 79.7                   | 90.7            | 94.1               | 98.9              | 73.4                        |                        |
| 6                | -                     | P 94.8   | P 95.7                | P 90.9                      | 92.0                 | 114.6                           | 80.1                   | 90.8            | 94.3               | 98.9              | 73.4                        |                        |
| 7                | -                     | P 95.2   | P 96.0                | P 91.0                      | 92.0                 | 115.3                           | 80.2                   | 91.5            | 94.5               | 100.5             | 73.4                        |                        |

注) Pは暫定値  
Note: The 'P' denotes provisional data.

5. 都市別指数 (1) Index by cities

各都市平成12年平均=100  
2000 average=100

| 2                | 建物種類 Building type       |                              | 集合住宅 Condominium SRC 10,000㎡ 10/0 設備 Installation [E. P. A. L] |                    |                              |                                |                    |                              |                                |                    |         |        |
|------------------|--------------------------|------------------------------|--|--------------------|------------------------------|--------------------------------|--------------------|------------------------------|--------------------------------|--------------------|---------|--------|
|                  | 指数種類<br>Kind of<br>Index | 工事原価<br>Construction<br>cost | 純工事費<br>Net work<br>cost                                       |                    | 工事原価<br>Construction<br>cost | 純工事費<br>Net work<br>cost       |                    | 工事原価<br>Construction<br>cost | 純工事費<br>Net work<br>cost       |                    |         |        |
|                  |                          |                              | 建築<br>Building<br>construction                                 | 設備<br>Installation |                              | 建築<br>Building<br>construction | 設備<br>Installation |                              | 建築<br>Building<br>construction | 設備<br>Installation |         |        |
| 都市<br>City       | 大 阪 Osaka                |                              |  |                    | 名 古 屋 Nagoya                 |                                |                    |                              | 福 岡 Fukuoka                    |                    |         |        |
| 年月<br>Year Month |                          |                              |  |                    |                              |                                |                    |                              |                                |                    |         |        |
| 2001年 平均         | 98.3                     | 98.3                         | 98.1   | 98.7               | 98.0                         | 97.9                           | 97.7               | 98.6                         | 99.0                           | 98.9               | 99.1    | 98.5   |
| 2002             | 96.1                     | 96.2                         | 95.9   | 97.0               | 96.0                         | 96.0                           | 95.7               | 96.9                         | 97.2                           | 97.4               | 97.6    | 96.7   |
| 2003             | 94.6                     | 94.6                         | 94.9   | 93.7               | 94.6                         | 94.6                           | 94.9               | 93.7                         | 95.9                           | 96.0               | 96.9    | 93.3   |
| 2004             | 95.5                     | 95.5                         | 96.6   | 91.9               | 96.1                         | 96.1                           | 97.5               | 92.0                         | 97.4                           | 97.6               | 99.5    | 91.5   |
| 2005             | 93.9                     | 93.8                         | 94.4   | 92.1               | 94.7                         | 94.7                           | 95.4               | 92.2                         | 95.8                           | 95.9               | 97.2    | 91.6   |
| 2006             | 94.1                     | 94.0                         | 94.3   | 93.0               | 95.3                         | 95.3                           | 96.0               | 93.2                         | 95.4                           | 95.4               | 96.3    | 92.5   |
| 2007             | 96.8                     | 96.9                         | 97.4   | 95.2               | 97.8                         | 98.0                           | 98.9               | 95.2                         | 97.5                           | 97.7               | 98.8    | 94.4   |
| 2007年 7月         | 96.7                     | 96.8                         | 97.4   | 94.8               | 97.7                         | 97.9                           | 98.9               | 94.9                         | 97.5                           | 97.7               | 98.8    | 94.1   |
| 8                | 96.9                     | 97.0                         | 97.6   | 95.2               | 97.8                         | 98.0                           | 98.9               | 95.3                         | 97.6                           | 97.9               | 98.9    | 94.5   |
| 9                | 97.5                     | 97.7                         | 98.3   | 95.8               | 98.3                         | 98.5                           | 99.3               | 95.8                         | 98.1                           | 98.4               | 99.5    | 94.9   |
| 10               | 97.5                     | 97.7                         | 98.3   | 95.9               | 98.4                         | 98.6                           | 99.4               | 95.9                         | 98.2                           | 98.5               | 99.6    | 95.0   |
| 11               | 97.8                     | 98.0                         | 98.5   | 96.3               | 98.6                         | 98.9                           | 99.7               | 96.4                         | 98.4                           | 98.7               | 99.7    | 95.4   |
| 12               | 98.0                     | 98.2                         | 98.7   | 96.7               | 98.7                         | 99.0                           | 99.7               | 96.7                         | 98.5                           | 98.7               | 99.7    | 95.8   |
| 2008年 1月         | 97.9                     | 98.2                         | 98.6   | 96.6               | 98.9                         | 99.2                           | 100.0              | 96.7                         | 98.5                           | 98.8               | 99.8    | 95.7   |
| 2                | 99.0                     | 99.3                         | 100.2  | 96.6               | 100.0                        | 100.4                          | 101.5              | 96.6                         | 99.7                           | 100.0              | 101.3   | 95.6   |
| 3                | 101.2                    | 101.6                        | 103.2  | 96.4               | 102.1                        | 102.6                          | 104.5              | 96.4                         | 101.8                          | 102.2              | 104.3   | 95.4   |
| 4                | 102.9                    | 103.4                        | 105.5  | 96.7               | 103.7                        | 104.2                          | 106.6              | 96.7                         | 103.5                          | 104.1              | 106.7   | 95.8   |
| 5                | 103.9                    | 104.5                        | 106.9  | 97.1               | 104.7                        | 105.4                          | 107.9              | 97.1                         | 104.6                          | 105.3              | 108.2   | 96.2   |
| 6                | P 105.4                  | P 106.1                      | P 108.9  | P 97.1             | P 106.1                      | P 106.8                        | P 109.8            | P 97.2                       | P 105.8                        | P 106.6            | P 109.8 | P 96.1 |
| 7                | P 106.0                  | P 106.7                      | P 109.5  | P 97.7             | P 106.9                      | P 107.7                        | P 110.7            | P 97.9                       | P 106.1                        | P 106.9            | P 110.0 | P 96.7 |

| 都市<br>City | 広 島 Hiroshima    |                                |                    |                              | 高 松 Takamatsu                  |                    |                              |                                | 金 沢 Kanazawa       |                              |                                |                    |
|------------|------------------|--------------------------------|--------------------|------------------------------|--------------------------------|--------------------|------------------------------|--------------------------------|--------------------|------------------------------|--------------------------------|--------------------|
|            | 年月<br>Year Month | 純工事費<br>Net work<br>cost       |                    | 工事原価<br>Construction<br>cost | 純工事費<br>Net work<br>cost       |                    | 工事原価<br>Construction<br>cost | 純工事費<br>Net work<br>cost       |                    | 工事原価<br>Construction<br>cost | 純工事費<br>Net work<br>cost       |                    |
|            |                  | 建築<br>Building<br>construction | 設備<br>Installation |                              | 建築<br>Building<br>construction | 設備<br>Installation |                              | 建築<br>Building<br>construction | 設備<br>Installation |                              | 建築<br>Building<br>construction | 設備<br>Installation |
| 2001年 平均   | 98.2             | 98.2                           | 98.0               | 98.7                         | 98.1                           | 98.0               | 97.9                         | 98.5                           | 98.5               | 98.4                         | 98.4                           | 98.4               |
| 2002       | 95.9             | 95.9                           | 95.6               | 97.0                         | 95.7                           | 95.8               | 95.4                         | 96.7                           | 96.6               | 96.7                         | 96.8                           | 96.4               |
| 2003       | 94.1             | 94.1                           | 94.2               | 93.7                         | 94.3                           | 94.2               | 94.5                         | 93.4                           | 94.9               | 94.9                         | 95.4                           | 93.1               |
| 2004       | 94.8             | 94.8                           | 95.7               | 91.9                         | 95.3                           | 95.3               | 96.4                         | 91.6                           | 95.7               | 95.7                         | 97.0                           | 91.3               |
| 2005       | 93.5             | 93.4                           | 93.8               | 92.1                         | 93.5                           | 93.4               | 93.9                         | 91.6                           | 94.9               | 94.9                         | 96.0                           | 91.3               |
| 2006       | 95.4             | 95.4                           | 96.1               | 93.0                         | 93.2                           | 93.0               | 93.1                         | 92.5                           | 94.7               | 94.6                         | 95.4                           | 92.2               |
| 2007       | 98.2             | 98.4                           | 99.4               | 95.0                         | 95.2                           | 95.2               | 95.5                         | 94.5                           | 96.4               | 96.5                         | 97.2                           | 94.2               |
| 2007年 7月   | 98.1             | 98.4                           | 99.5               | 94.7                         | 95.2                           | 95.2               | 95.6                         | 94.2                           | 96.2               | 96.3                         | 97.0                           | 93.9               |
| 8          | 98.3             | 98.5                           | 99.6               | 95.1                         | 95.4                           | 95.4               | 95.7                         | 94.6                           | 96.4               | 96.5                         | 97.1                           | 94.3               |
| 9          | 98.7             | 98.9                           | 100.0              | 95.4                         | 95.8                           | 95.8               | 96.1                         | 94.9                           | 97.0               | 97.1                         | 97.8                           | 94.7               |
| 10         | 98.9             | 99.1                           | 100.3              | 95.5                         | 96.0                           | 96.0               | 96.3                         | 95.0                           | 97.0               | 97.1                         | 97.8                           | 94.8               |
| 11         | 99.2             | 99.4                           | 100.5              | 96.0                         | 96.2                           | 96.3               | 96.6                         | 95.4                           | 97.3               | 97.4                         | 98.0                           | 95.3               |
| 12         | 99.3             | 99.5                           | 100.5              | 96.4                         | 96.3                           | 96.4               | 96.5                         | 95.8                           | 97.3               | 97.4                         | 98.0                           | 95.7               |
| 2008年 1月   | 99.2             | 99.5                           | 100.5              | 96.3                         | 96.3                           | 96.3               | 96.5                         | 95.7                           | 97.4               | 97.5                         | 98.1                           | 95.6               |
| 2          | 100.3            | 100.6                          | 101.9              | 96.3                         | 97.5                           | 97.6               | 98.2                         | 95.7                           | 98.5               | 98.6                         | 99.6                           | 95.5               |
| 3          | 102.5            | 103.0                          | 105.1              | 96.0                         | 99.7                           | 100.0              | 101.4                        | 95.4                           | 100.4              | 100.6                        | 102.3                          | 95.4               |
| 4          | 104.3            | 104.9                          | 107.6              | 96.3                         | 101.7                          | 102.1              | 104.0                        | 95.7                           | 101.8              | 102.2                        | 104.3                          | 95.6               |
| 5          | 105.6            | 106.3                          | 109.3              | 96.7                         | 102.9                          | 103.4              | 105.7                        | 96.1                           | 103.0              | 103.5                        | 105.9                          | 96.0               |
| 6          | P 106.7          | P 107.5                        | P 110.9            | P 96.7                       | P 104.1                        | P 104.7            | P 107.3                      | P 96.3                         | P 104.2            | P 104.7                      | P 107.4                        | P 96.0             |
| 7          | P 107.2          | P 108.0                        | P 111.3            | P 97.3                       | P 104.6                        | P 105.2            | P 107.7                      | P 96.9                         | P 104.9            | P 105.5                      | P 108.3                        | P 96.6             |

| 都市<br>City | 新 潟 Niigata      |                                |                    |                              | 仙 台 Sendai                     |                    |                              |                                | 札 幌 Sapporo        |                              |                                |                    |
|------------|------------------|--------------------------------|--------------------|------------------------------|--------------------------------|--------------------|------------------------------|--------------------------------|--------------------|------------------------------|--------------------------------|--------------------|
|            | 年月<br>Year Month | 純工事費<br>Net work<br>cost       |                    | 工事原価<br>Construction<br>cost | 純工事費<br>Net work<br>cost       |                    | 工事原価<br>Construction<br>cost | 純工事費<br>Net work<br>cost       |                    | 工事原価<br>Construction<br>cost | 純工事費<br>Net work<br>cost       |                    |
|            |                  | 建築<br>Building<br>construction | 設備<br>Installation |                              | 建築<br>Building<br>construction | 設備<br>Installation |                              | 建築<br>Building<br>construction | 設備<br>Installation |                              | 建築<br>Building<br>construction | 設備<br>Installation |
| 2001年 平均   | 98.4             | 98.3                           | 98.3               | 98.5                         | 99.4                           | 99.4               | 99.7                         | 98.7                           | 98.2               | 98.1                         | 97.9                           | 98.7               |
| 2002       | 96.2             | 96.3                           | 96.3               | 96.5                         | 97.4                           | 97.6               | 97.8                         | 96.9                           | 95.9               | 95.9                         | 95.6                           | 97.0               |
| 2003       | 94.4             | 94.3                           | 94.7               | 93.3                         | 95.4                           | 95.4               | 96.0                         | 93.6                           | 95.6               | 95.7                         | 96.3                           | 93.6               |
| 2004       | 95.0             | 95.0                           | 96.0               | 91.5                         | 94.9                           | 94.9               | 95.9                         | 91.8                           | 98.0               | 98.1                         | 100.1                          | 91.9               |
| 2005       | 92.9             | 92.7                           | 93.1               | 91.5                         | 93.8                           | 93.7               | 94.2                         | 92.0                           | 97.6               | 97.8                         | 99.6                           | 92.0               |
| 2006       | 92.2             | 92.0                           | 91.9               | 92.3                         | 93.6                           | 93.5               | 93.7                         | 92.8                           | 97.3               | 97.4                         | 98.8                           | 93.0               |
| 2007       | 94.2             | 94.2                           | 94.2               | 94.2                         | 95.2                           | 95.2               | 95.4                         | 94.7                           | 98.7               | 98.9                         | 100.2                          | 95.0               |
| 2007年 7月   | 93.9             | 93.8                           | 93.8               | 93.9                         | 95.1                           | 95.1               | 95.4                         | 94.4                           | 98.7               | 98.9                         | 100.2                          | 94.6               |
| 8          | 94.2             | 94.2                           | 94.2               | 94.3                         | 95.2                           | 95.2               | 95.4                         | 94.8                           | 98.8               | 99.0                         | 100.3                          | 95.1               |
| 9          | 94.7             | 94.6                           | 94.6               | 94.7                         | 95.6                           | 95.6               | 95.8                         | 95.3                           | 98.8               | 99.0                         | 100.1                          | 95.5               |
| 10         | 94.9             | 94.9                           | 94.9               | 94.8                         | 95.7                           | 95.7               | 95.9                         | 95.3                           | 99.0               | 99.3                         | 100.4                          | 95.5               |
| 11         | 95.5             | 95.5                           | 95.6               | 95.3                         | 95.9                           | 95.9               | 96.0                         | 95.8                           | 99.3               | 99.5                         | 100.6                          | 96.0               |
| 12         | 95.8             | 95.8                           | 95.8               | 95.7                         | 96.0                           | 96.0               | 96.0                         | 96.2                           | 99.4               | 99.6                         | 100.6                          | 96.4               |
| 2008年 1月   | 95.8             | 95.9                           | 95.9               | 95.6                         | 96.0                           | 96.1               | 96.0                         | 96.1                           | 99.4               | 99.7                         | 100.7                          | 96.3               |
| 2          | 97.0             | 97.1                           | 97.6               | 95.6                         | 97.1                           | 97.2               | 97.6                         | 96.0                           | 99.9               | 100.2                        | 101.4                          | 96.2               |
| 3          | 98.6             | 98.8                           | 99.8               | 95.4                         | 98.8                           | 99.0               | 100.0                        | 95.9                           | 101.6              | 102.0                        | 103.9                          | 96.0               |
| 4          | 100.1            | 100.4                          | 101.8              | 95.6                         | 100.5                          | 100.8              | 102.2                        | 96.2                           | 103.1              | 103.6                        | 105.9                          | 96.3               |
| 5          | 101.2            | 101.6                          | 103.3              | 96.0                         | 101.7                          | 102.2              | 103.9                        | 96.6                           | 104.1              | 104.7                        | 107.2                          | 96.7               |
| 6          | P 102.5          | P 103.0                        | P 105.1            | P 96.0                       | P 103.0                        | P 103.5            | P 105.7                      | P 96.6                         | P 105.2            | P 105.9                      | P 108.7                        | P 96.7             |
| 7          | P 103.2          | P 103.7                        | P 105.9            | P 96.6                       | P 103.6                        | P 104.2            | P 106.4                      | P 97.2                         | P 105.7            | P 106.4                      | P 109.2                        | P 97.3             |

注) Pは暫定値  
Note: The 'P' denotes provisional data.

5. 都市別指数 (2) Index by cities

各都市平成12年平均=100  
2000 average=100

| 4 建物種類 Building type     |                              | 集合住宅 Condominium RC 5,000㎡ 6/0 |                                 |                     |                              | 設備 Installation [E. P. A. L] |                                 |                     |                              |                          |                                 |                     |           |  |  |  |
|--------------------------|------------------------------|--------------------------------|---------------------------------|---------------------|------------------------------|------------------------------|---------------------------------|---------------------|------------------------------|--------------------------|---------------------------------|---------------------|-----------|--|--|--|
| 指数種類<br>Kind of<br>Index | 工事原価<br>Construction<br>cost | 純工事費<br>Net work<br>cost       | 建 築<br>Building<br>construction | 設 備<br>Installation | 工事原価<br>Construction<br>cost | 純工事費<br>Net work<br>cost     | 建 築<br>Building<br>construction | 設 備<br>Installation | 工事原価<br>Construction<br>cost | 純工事費<br>Net work<br>cost | 建 築<br>Building<br>construction | 設 備<br>Installation |           |  |  |  |
|                          |                              |                                |                                 |                     |                              |                              |                                 |                     |                              |                          |                                 |                     | 大 阪 Osaka |  |  |  |
| 都市<br>City               |                              |                                |                                 |                     |                              |                              |                                 |                     |                              |                          |                                 |                     |           |  |  |  |
| 年月<br>Year Month         |                              |                                |                                 |                     |                              |                              |                                 |                     |                              |                          |                                 |                     |           |  |  |  |
| 2001年 平均                 | 98.2                         | 98.1                           | 97.9                            | 98.7                | 97.9                         | 97.8                         | 97.5                            | 98.6                | 98.9                         | 98.9                     | 99.0                            | 98.5                |           |  |  |  |
| 2002                     | 95.8                         | 95.8                           | 95.4                            | 97.1                | 95.7                         | 95.8                         | 95.3                            | 97.0                | 97.1                         | 97.3                     | 97.5                            | 96.7                |           |  |  |  |
| 2003                     | 93.7                         | 93.7                           | 93.6                            | 93.8                | 93.8                         | 93.8                         | 93.8                            | 93.7                | 95.3                         | 95.4                     | 96.0                            | 93.3                |           |  |  |  |
| 2004                     | 93.0                         | 92.8                           | 93.1                            | 92.0                | 93.7                         | 93.6                         | 94.1                            | 92.1                | 95.1                         | 95.1                     | 96.4                            | 91.6                |           |  |  |  |
| 2005                     | 91.3                         | 91.1                           | 90.7                            | 92.2                | 92.2                         | 92.0                         | 91.9                            | 92.4                | 93.3                         | 93.2                     | 93.7                            | 91.8                |           |  |  |  |
| 2006                     | 91.7                         | 91.4                           | 90.8                            | 93.2                | 93.1                         | 92.9                         | 92.8                            | 93.3                | 93.1                         | 93.0                     | 93.1                            | 92.7                |           |  |  |  |
| 2007                     | 94.3                         | 94.3                           | 93.9                            | 95.4                | 95.6                         | 95.6                         | 95.7                            | 95.4                | 95.3                         | 95.4                     | 95.7                            | 94.6                |           |  |  |  |
| 2007年 7月                 | 94.3                         | 94.2                           | 94.0                            | 95.0                | 95.6                         | 95.6                         | 95.8                            | 95.1                | 95.4                         | 95.5                     | 95.9                            | 94.3                |           |  |  |  |
| 8                        | 94.4                         | 94.4                           | 94.1                            | 95.4                | 95.6                         | 95.7                         | 95.8                            | 95.5                | 95.5                         | 95.6                     | 95.9                            | 94.7                |           |  |  |  |
| 9                        | 94.9                         | 94.9                           | 94.6                            | 96.0                | 96.0                         | 96.1                         | 96.1                            | 96.0                | 95.9                         | 96.0                     | 96.3                            | 95.1                |           |  |  |  |
| 10                       | 94.9                         | 94.9                           | 94.6                            | 96.0                | 96.0                         | 96.1                         | 96.1                            | 96.1                | 95.9                         | 96.0                     | 96.3                            | 95.2                |           |  |  |  |
| 11                       | 95.1                         | 95.1                           | 94.7                            | 96.5                | 96.2                         | 96.3                         | 96.2                            | 96.6                | 96.1                         | 96.2                     | 96.4                            | 95.6                |           |  |  |  |
| 12                       | 95.4                         | 95.4                           | 94.9                            | 96.9                | 96.3                         | 96.4                         | 96.2                            | 96.9                | 96.2                         | 96.3                     | 96.4                            | 96.0                |           |  |  |  |
| 2008年 1月                 | 95.3                         | 95.3                           | 94.8                            | 96.9                | 96.5                         | 96.6                         | 96.5                            | 96.9                | 96.2                         | 96.3                     | 96.5                            | 95.9                |           |  |  |  |
| 2                        | 95.9                         | 95.9                           | 95.6                            | 96.8                | 97.1                         | 97.3                         | 97.4                            | 96.8                | 96.9                         | 97.0                     | 97.4                            | 95.8                |           |  |  |  |
| 3                        | 96.8                         | 96.9                           | 97.1                            | 96.6                | 98.0                         | 98.1                         | 98.7                            | 96.6                | 97.8                         | 98.0                     | 98.8                            | 95.6                |           |  |  |  |
| 4                        | 97.8                         | 98.0                           | 98.4                            | 96.9                | 99.0                         | 99.3                         | 100.1                           | 96.9                | 98.8                         | 99.2                     | 100.2                           | 96.0                |           |  |  |  |
| 5                        | 98.5                         | 98.8                           | 99.3                            | 97.3                | 99.7                         | 100.1                        | 101.0                           | 97.4                | 99.6                         | 100.0                    | 101.3                           | 96.4                |           |  |  |  |
| 6                        | P 100.0                      | P 100.4                        | P 101.5                         | P 97.3              | P 101.0                      | P 101.4                      | P 102.8                         | P 97.5              | P 100.6                      | P 101.1                  | P 102.7                         | P 96.4              |           |  |  |  |
| 7                        | P 100.6                      | P 101.1                        | P 102.1                         | P 98.0              | P 101.7                      | P 102.2                      | P 103.6                         | P 98.1              | P 100.9                      | P 101.4                  | P 102.9                         | P 97.0              |           |  |  |  |

| 都市<br>City       | 広 島 Hiroshima |         |         |        | 高 松 Takamatsu |        |        |        | 金 沢 Kanazawa |         |         |        |
|------------------|---------------|---------|---------|--------|---------------|--------|--------|--------|--------------|---------|---------|--------|
| 年月<br>Year Month |               |         |         |        |               |        |        |        |              |         |         |        |
| 2001年 平均         | 98.1          | 98.1    | 97.8    | 98.7   | 98.1          | 98.0   | 97.8   | 98.5   | 98.4         | 98.4    | 98.3    | 98.4   |
| 2002             | 95.7          | 95.8    | 95.3    | 97.0   | 95.4          | 95.4   | 95.0   | 96.8   | 96.3         | 96.4    | 96.5    | 96.4   |
| 2003             | 93.4          | 93.3    | 93.2    | 93.8   | 93.4          | 93.4   | 93.3   | 93.5   | 94.2         | 94.2    | 94.5    | 93.2   |
| 2004             | 92.5          | 92.3    | 92.3    | 92.1   | 92.9          | 92.7   | 93.1   | 91.7   | 93.5         | 93.4    | 94.1    | 91.4   |
| 2005             | 91.0          | 90.7    | 90.2    | 92.3   | 91.0          | 90.7   | 90.3   | 91.7   | 92.5         | 92.3    | 92.7    | 91.4   |
| 2006             | 93.0          | 92.8    | 92.6    | 93.2   | 90.8          | 90.4   | 89.7   | 92.7   | 92.5         | 92.2    | 92.1    | 92.3   |
| 2007             | 95.8          | 95.8    | 96.1    | 95.2   | 92.8          | 92.7   | 92.0   | 94.7   | 94.1         | 94.1    | 93.9    | 94.4   |
| 2007年 7月         | 95.8          | 95.9    | 96.2    | 94.9   | 92.9          | 92.7   | 92.2   | 94.4   | 94.0         | 93.9    | 93.8    | 94.1   |
| 8                | 96.0          | 96.1    | 96.4    | 95.3   | 93.0          | 92.9   | 92.2   | 94.8   | 94.1         | 94.1    | 94.0    | 94.5   |
| 9                | 96.3          | 96.3    | 96.6    | 95.6   | 93.3          | 93.2   | 92.5   | 95.1   | 94.7         | 94.6    | 94.5    | 94.9   |
| 10               | 96.4          | 96.5    | 96.7    | 95.7   | 93.4          | 93.3   | 92.7   | 95.2   | 94.7         | 94.6    | 94.5    | 95.0   |
| 11               | 96.6          | 96.7    | 96.8    | 96.2   | 93.6          | 93.5   | 92.8   | 95.6   | 94.9         | 94.8    | 94.6    | 95.4   |
| 12               | 96.7          | 96.8    | 96.8    | 96.6   | 93.7          | 93.6   | 92.8   | 96.0   | 95.0         | 94.9    | 94.6    | 95.9   |
| 2008年 1月         | 96.6          | 96.7    | 96.8    | 96.6   | 93.6          | 93.6   | 92.7   | 96.0   | 95.0         | 95.0    | 94.7    | 95.8   |
| 2                | 97.2          | 97.4    | 97.7    | 96.5   | 94.4          | 94.4   | 93.9   | 95.9   | 95.6         | 95.6    | 95.6    | 95.7   |
| 3                | 98.3          | 98.5    | 99.3    | 96.2   | 95.5          | 95.4   | 95.4   | 95.6   | 96.4         | 96.4    | 96.7    | 95.5   |
| 4                | 99.3          | 99.6    | 100.7   | 96.6   | 96.6          | 96.7   | 96.9   | 95.9   | 97.4         | 97.5    | 98.0    | 95.8   |
| 5                | 100.3         | 100.7   | 102.0   | 97.0   | 97.4          | 97.6   | 98.1   | 96.3   | 98.1         | 98.3    | 99.1    | 96.2   |
| 6                | P 101.2       | P 101.6 | P 103.2 | P 96.9 | P 98.4        | P 98.7 | P 99.4 | P 96.5 | P 99.1       | P 99.4  | P 100.5 | P 96.2 |
| 7                | P 101.5       | P 102.0 | P 103.5 | P 97.6 | P 98.8        | P 99.1 | P 99.8 | P 97.1 | P 99.8       | P 100.1 | P 101.2 | P 96.8 |

| 都市<br>City       | 新 潟 Niigata |        |        |        | 仙 台 Sendai |        |        |        | 札 幌 Sapporo |         |         |        |
|------------------|-------------|--------|--------|--------|------------|--------|--------|--------|-------------|---------|---------|--------|
| 年月<br>Year Month |             |        |        |        |            |        |        |        |             |         |         |        |
| 2001年 平均         | 98.3        | 98.2   | 98.2   | 98.5   | 99.3       | 99.3   | 99.5   | 98.7   | 98.1        | 98.0    | 97.8    | 98.7   |
| 2002             | 96.0        | 96.0   | 95.9   | 96.6   | 97.2       | 97.4   | 97.5   | 96.9   | 95.7        | 95.8    | 95.4    | 97.1   |
| 2003             | 93.6        | 93.6   | 93.7   | 93.3   | 94.8       | 94.8   | 95.2   | 93.6   | 95.0        | 95.1    | 95.5    | 93.7   |
| 2004             | 92.7        | 92.5   | 92.8   | 91.6   | 92.8       | 92.6   | 92.9   | 92.0   | 96.0        | 96.0    | 97.4    | 92.0   |
| 2005             | 90.4        | 90.0   | 89.5   | 91.7   | 91.4       | 91.1   | 90.7   | 92.1   | 95.2        | 95.2    | 96.3    | 92.2   |
| 2006             | 90.0        | 89.6   | 88.6   | 92.4   | 91.3       | 90.9   | 90.3   | 92.9   | 95.0        | 95.0    | 95.6    | 93.2   |
| 2007             | 92.0        | 91.8   | 91.0   | 94.4   | 92.9       | 92.8   | 92.1   | 94.9   | 96.5        | 96.7    | 97.2    | 95.2   |
| 2007年 7月         | 91.8        | 91.5   | 90.7   | 94.0   | 92.9       | 92.8   | 92.2   | 94.6   | 96.6        | 96.7    | 97.4    | 94.8   |
| 8                | 92.1        | 92.0   | 91.1   | 94.4   | 93.0       | 92.9   | 92.2   | 95.0   | 96.7        | 96.8    | 97.4    | 95.3   |
| 9                | 92.4        | 92.2   | 91.3   | 94.9   | 93.3       | 93.2   | 92.4   | 95.5   | 96.6        | 96.7    | 97.0    | 95.7   |
| 10               | 92.6        | 92.5   | 91.6   | 95.0   | 93.4       | 93.3   | 92.5   | 95.5   | 96.8        | 97.0    | 97.4    | 95.7   |
| 11               | 93.2        | 93.1   | 92.3   | 95.5   | 93.6       | 93.5   | 92.6   | 96.0   | 97.0        | 97.1    | 97.5    | 96.2   |
| 12               | 93.5        | 93.4   | 92.5   | 95.9   | 93.7       | 93.6   | 92.6   | 96.4   | 97.1        | 97.3    | 97.5    | 96.6   |
| 2008年 1月         | 93.5        | 93.4   | 92.6   | 95.8   | 93.7       | 93.6   | 92.7   | 96.3   | 97.1        | 97.3    | 97.5    | 96.6   |
| 2                | 94.3        | 94.2   | 93.7   | 95.8   | 94.5       | 94.4   | 93.8   | 96.2   | 97.5        | 97.6    | 98.0    | 96.5   |
| 3                | 95.0        | 94.9   | 94.7   | 95.6   | 95.3       | 95.3   | 95.0   | 96.1   | 98.3        | 98.5    | 99.2    | 96.2   |
| 4                | 95.8        | 95.9   | 95.9   | 95.8   | 96.2       | 96.2   | 96.2   | 96.4   | 99.2        | 99.5    | 100.5   | 96.6   |
| 5                | 96.6        | 96.7   | 96.9   | 96.2   | 96.8       | 96.9   | 97.0   | 96.8   | 99.8        | 100.1   | 101.2   | 96.9   |
| 6                | P 97.6      | P 97.8 | P 98.4 | P 96.2 | P 97.8     | P 98.0 | P 98.4 | P 96.8 | P 100.7     | P 101.1 | P 102.5 | P 97.0 |
| 7                | P 98.2      | P 98.4 | P 99.0 | P 96.8 | P 98.3     | P 98.5 | P 98.9 | P 97.4 | P 101.1     | P 101.6 | P 102.9 | P 97.6 |

注) Pは暫定値  
Note: The 'P' denotes provisional data.

5. 都市別指数 (3) Index by cities

各都市平成12年平均=100  
2000 average=100

| 8                        |            | 建物種類 Building type |               |                       |              | 事務所 Office SRC 7,000㎡ 9/1-2 設備 Installation [E. P. A. L] |               |                       |              |                   |               |                       |              |
|--------------------------|------------|--------------------|---------------|-----------------------|--------------|--|---------------|-----------------------|--------------|-------------------|---------------|-----------------------|--------------|
| 指数種類<br>Kind of<br>Index | 都市<br>City | 工事原価               |               |                       |              | 純工事費   |               |                       |              | 建 築 設 備           |               |                       |              |
|                          |            | Construction cost  | Net work cost | Building construction | Installation | Construction cost  | Net work cost | Building construction | Installation | Construction cost | Net work cost | Building construction | Installation |
| 年月<br>Year Month         | 都市<br>City | 大 阪 Osaka          |               |                       |              | 名 古 屋 Nagoya   |               |                       |              | 福 岡 Fukuoka       |               |                       |              |
| 2001年 平均                 |            | 98.1               | 98.0          | 97.7                  | 98.7         | 98.1   | 98.0          | 97.7                  | 98.5         | 98.6              | 98.6          | 98.7                  | 98.4         |
| 2002                     |            | 95.7               | 95.8          | 95.2                  | 96.8         | 95.7   | 95.8          | 95.4                  | 96.6         | 96.3              | 96.5          | 96.6                  | 96.3         |
| 2003                     |            | 93.4               | 93.3          | 94.0                  | 92.2         | 93.5   | 93.4          | 94.2                  | 92.1         | 94.2              | 94.2          | 95.6                  | 91.7         |
| 2004                     |            | 93.9               | 93.8          | 96.1                  | 89.7         | 94.6   | 94.5          | 97.3                  | 89.7         | 95.2              | 95.3          | 98.6                  | 89.3         |
| 2005                     |            | 93.0               | 92.8          | 95.0                  | 88.9         | 93.8   | 93.7          | 96.3                  | 89.0         | 94.4              | 94.4          | 97.6                  | 88.6         |
| 2006                     |            | 93.5               | 93.3          | 95.6                  | 89.3         | 94.6   | 94.5          | 97.3                  | 89.4         | 94.4              | 94.3          | 97.4                  | 88.9         |
| 2007                     |            | 95.5               | 95.6          | 98.3                  | 90.8         | 96.3   | 96.5          | 99.6                  | 90.9         | 95.9              | 96.1          | 99.4                  | 90.2         |
| 2007年 7月                 |            | 95.3               | 95.3          | 98.0                  | 90.5         | 96.1   | 96.3          | 99.4                  | 90.5         | 95.7              | 95.8          | 99.1                  | 90.0         |
| 8                        |            | 95.4               | 95.6          | 98.3                  | 90.7         | 96.2   | 96.3          | 99.4                  | 90.8         | 95.9              | 96.0          | 99.3                  | 90.2         |
| 9                        |            | 96.4               | 96.6          | 99.5                  | 91.3         | 97.0   | 97.2          | 100.5                 | 91.3         | 96.7              | 96.9          | 100.4                 | 90.6         |
| 10                       |            | 96.5               | 96.6          | 99.6                  | 91.3         | 97.1   | 97.3          | 100.7                 | 91.3         | 96.8              | 97.1          | 100.6                 | 90.6         |
| 11                       |            | 96.8               | 96.9          | 99.8                  | 91.7         | 97.4   | 97.6          | 100.9                 | 91.7         | 97.0              | 97.2          | 100.7                 | 91.0         |
| 12                       |            | 96.9               | 97.1          | 100.0                 | 91.9         | 97.5   | 97.7          | 100.9                 | 91.9         | 97.1              | 97.3          | 100.7                 | 91.2         |
| 2008年 1月                 |            | 96.8               | 97.1          | 99.9                  | 91.9         | 97.5   | 97.8          | 101.1                 | 91.9         | 97.0              | 97.3          | 100.7                 | 91.2         |
| 2                        |            | 98.0               | 98.3          | 101.9                 | 91.8         | 98.7   | 99.0          | 103.0                 | 91.8         | 98.2              | 98.5          | 102.6                 | 91.1         |
| 3                        |            | 100.5              | 100.9         | 106.1                 | 91.6         | 101.1  | 101.6         | 107.1                 | 91.6         | 100.5             | 101.0         | 106.6                 | 90.9         |
| 4                        |            | 102.2              | 102.8         | 108.8                 | 91.9         | 102.6  | 103.3         | 109.6                 | 92.0         | 102.4             | 103.0         | 109.6                 | 91.3         |
| 5                        |            | 103.1              | 103.9         | 110.5                 | 92.0         | 103.6  | 104.4         | 111.2                 | 92.1         | 103.4             | 104.2         | 111.4                 | 91.4         |
| 6                        |            | P 104.4            | P 105.2       | P 112.5               | P 92.1       | P 104.8  | P 105.6       | P 113.1               | P 92.2       | P 104.5           | P 105.4       | P 113.2               | P 91.4       |
| 7                        |            | P 104.7            | P 105.6       | P 113.0               | P 92.4       | P 105.4  | P 106.3       | P 114.1               | P 92.5       | P 104.7           | P 105.6       | P 113.4               | P 91.7       |

| 都市<br>City       | 広 島 Hiroshima |         |         |        | 高 松 Takamatsu |         |         |        | 金 沢 Kanazawa |         |         |        |
|------------------|---------------|---------|---------|--------|---------------|---------|---------|--------|--------------|---------|---------|--------|
| 年月<br>Year Month | 広 島 Hiroshima |         |         |        | 高 松 Takamatsu |         |         |        | 金 沢 Kanazawa |         |         |        |
| 2001年 平均         | 98.3          | 98.2    | 97.9    | 98.6   | 98.1          | 98.0    | 97.7    | 98.4   | 98.3         | 98.2    | 98.1    | 98.4   |
| 2002             | 95.7          | 95.8    | 95.3    | 96.7   | 95.5          | 95.6    | 95.2    | 96.4   | 96.1         | 96.2    | 96.2    | 96.2   |
| 2003             | 93.3          | 93.3    | 93.9    | 92.1   | 93.3          | 93.3    | 94.0    | 91.9   | 93.6         | 93.5    | 94.5    | 91.7   |
| 2004             | 93.8          | 93.7    | 95.9    | 89.7   | 94.0          | 93.9    | 96.5    | 89.3   | 94.0         | 93.9    | 96.6    | 89.2   |
| 2005             | 93.2          | 93.0    | 95.3    | 89.0   | 93.0          | 92.8    | 95.2    | 88.4   | 93.7         | 93.6    | 96.5    | 88.3   |
| 2006             | 94.8          | 94.7    | 97.7    | 89.4   | 93.1          | 92.9    | 95.1    | 88.9   | 94.0         | 93.8    | 96.7    | 88.8   |
| 2007             | 96.7          | 96.9    | 100.3   | 90.7   | 94.6          | 94.6    | 97.1    | 90.2   | 95.3         | 95.3    | 98.1    | 90.2   |
| 2007年 7月         | 96.5          | 96.7    | 100.1   | 90.4   | 94.5          | 94.4    | 96.9    | 90.0   | 95.0         | 95.0    | 97.8    | 89.9   |
| 8                | 96.6          | 96.8    | 100.2   | 90.6   | 94.6          | 94.6    | 97.1    | 90.2   | 95.1         | 95.1    | 97.9    | 90.1   |
| 9                | 97.4          | 97.6    | 101.2   | 91.0   | 95.3          | 95.3    | 98.0    | 90.5   | 96.0         | 96.0    | 99.1    | 90.6   |
| 10               | 97.6          | 97.8    | 101.6   | 91.1   | 95.5          | 95.5    | 98.3    | 90.6   | 96.0         | 96.1    | 99.1    | 90.6   |
| 11               | 97.8          | 98.1    | 101.8   | 91.4   | 95.8          | 95.8    | 98.5    | 90.9   | 96.2         | 96.3    | 99.3    | 91.0   |
| 12               | 98.0          | 98.2    | 101.8   | 91.7   | 95.8          | 95.9    | 98.5    | 91.2   | 96.3         | 96.4    | 99.3    | 91.3   |
| 2008年 1月         | 97.9          | 98.1    | 101.7   | 91.7   | 95.7          | 95.8    | 98.5    | 91.1   | 96.3         | 96.4    | 99.3    | 91.2   |
| 2                | 98.9          | 99.2    | 103.5   | 91.6   | 96.9          | 97.0    | 100.3   | 91.0   | 97.5         | 97.6    | 101.2   | 91.1   |
| 3                | 101.4         | 101.9   | 107.8   | 91.3   | 99.4          | 99.7    | 104.7   | 90.7   | 99.6         | 99.9    | 104.9   | 90.9   |
| 4                | 103.3         | 104.0   | 110.8   | 91.6   | 101.4         | 101.9   | 108.0   | 91.1   | 101.1        | 101.5   | 107.3   | 91.2   |
| 5                | 104.5         | 105.3   | 112.8   | 91.8   | 102.6         | 103.2   | 109.9   | 91.2   | 102.2        | 102.8   | 109.2   | 91.3   |
| 6                | P 105.5       | P 106.4 | P 114.6 | P 91.8 | P 103.7       | P 104.5 | P 111.8 | P 91.4 | P 103.2      | P 103.9 | P 110.9 | P 91.3 |
| 7                | P 105.9       | P 106.9 | P 115.2 | P 92.0 | P 104.1       | P 104.9 | P 112.3 | P 91.6 | P 103.8      | P 104.5 | P 111.8 | P 91.6 |

| 都市<br>City       | 新 潟 Niigata |         |         |        | 仙 台 Sendai |         |         |        | 札 幌 Sapporo |         |         |        |
|------------------|-------------|---------|---------|--------|------------|---------|---------|--------|-------------|---------|---------|--------|
| 年月<br>Year Month | 新 潟 Niigata |         |         |        | 仙 台 Sendai |         |         |        | 札 幌 Sapporo |         |         |        |
| 2001年 平均         | 98.3        | 98.2    | 98.0    | 98.4   | 99.0       | 99.0    | 99.2    | 98.6   | 98.2        | 98.1    | 97.9    | 98.6   |
| 2002             | 95.9        | 96.0    | 95.8    | 96.3   | 96.6       | 96.8    | 96.9    | 96.6   | 95.6        | 95.7    | 95.2    | 96.7   |
| 2003             | 93.3        | 93.3    | 94.1    | 91.8   | 93.9       | 93.8    | 94.8    | 92.0   | 94.0        | 94.0    | 95.2    | 92.0   |
| 2004             | 93.7        | 93.6    | 96.0    | 89.3   | 93.6       | 93.5    | 95.6    | 89.6   | 95.4        | 95.4    | 98.7    | 89.6   |
| 2005             | 92.6        | 92.4    | 94.6    | 88.5   | 93.2       | 93.0    | 95.3    | 88.8   | 95.5        | 95.6    | 99.3    | 88.9   |
| 2006             | 92.4        | 92.1    | 94.1    | 88.7   | 93.5       | 93.3    | 95.6    | 89.0   | 95.7        | 95.7    | 99.3    | 89.3   |
| 2007             | 93.8        | 93.8    | 95.8    | 90.0   | 94.5       | 94.5    | 96.8    | 90.4   | 96.6        | 96.7    | 100.1   | 90.7   |
| 2007年 7月         | 93.4        | 93.3    | 95.3    | 89.7   | 94.3       | 94.2    | 96.6    | 90.1   | 96.4        | 96.5    | 99.9    | 90.4   |
| 8                | 93.7        | 93.6    | 95.7    | 89.9   | 94.3       | 94.3    | 96.6    | 90.3   | 96.5        | 96.7    | 100.1   | 90.6   |
| 9                | 94.5        | 94.4    | 96.6    | 90.4   | 95.1       | 95.1    | 97.5    | 90.8   | 96.9        | 97.1    | 100.5   | 91.0   |
| 10               | 94.6        | 94.6    | 96.9    | 90.4   | 95.2       | 95.2    | 97.7    | 90.9   | 97.2        | 97.4    | 100.9   | 91.1   |
| 11               | 95.1        | 95.1    | 97.5    | 90.8   | 95.3       | 95.4    | 97.7    | 91.2   | 97.4        | 97.6    | 101.1   | 91.4   |
| 12               | 95.3        | 95.3    | 97.7    | 91.1   | 95.4       | 95.5    | 97.7    | 91.5   | 97.5        | 97.7    | 101.1   | 91.7   |
| 2008年 1月         | 95.2        | 95.3    | 97.7    | 91.0   | 95.4       | 95.5    | 97.7    | 91.4   | 97.5        | 97.7    | 101.1   | 91.6   |
| 2                | 96.4        | 96.5    | 99.7    | 90.9   | 96.5       | 96.6    | 99.5    | 91.3   | 98.0        | 98.2    | 102.0   | 91.5   |
| 3                | 98.2        | 98.4    | 102.8   | 90.7   | 98.3       | 98.6    | 102.7   | 91.1   | 99.9        | 100.2   | 105.2   | 91.2   |
| 4                | 99.8        | 100.1   | 105.2   | 91.0   | 100.1      | 100.5   | 105.6   | 91.5   | 101.4       | 101.9   | 107.6   | 91.6   |
| 5                | 100.8       | 101.3   | 107.0   | 91.2   | 101.5      | 102.0   | 107.8   | 91.6   | 102.4       | 103.0   | 109.4   | 91.7   |
| 6                | P 102.0     | P 102.6 | P 109.0 | P 91.2 | P 102.6    | P 103.3 | P 109.9 | P 91.6 | P 103.5     | P 104.2 | P 111.2 | P 91.8 |
| 7                | P 102.6     | P 103.3 | P 109.9 | P 91.4 | P 103.2    | P 103.9 | P 110.6 | P 91.9 | P 103.9     | P 104.7 | P 111.7 | P 92.0 |

注) Pは暫定値  
Note: The 'P' denotes provisional data.



5. 都市別指数 (4) Index by cities

各都市平成12年平均=100  
2000 average=100

| 10                       | 建物種類 Building type           | 事務所 Office RC 2,000m <sup>2</sup> 7/0-1 設備 Installation [E. P. A. L.] |                                 |                     |                              |                          |                                 |                     |                              |                          |                                 |                     |         |
|--------------------------|------------------------------|---|---------------------------------|---------------------|------------------------------|--------------------------|---------------------------------|---------------------|------------------------------|--------------------------|---------------------------------|---------------------|---------|
| 指数種類<br>Kind of<br>Index | 工事原価<br>Construction<br>cost | 純工事費<br>Net work<br>cost  | 建 築<br>Building<br>construction | 設 備<br>Installation | 工事原価<br>Construction<br>cost | 純工事費<br>Net work<br>cost | 建 築<br>Building<br>construction | 設 備<br>Installation | 工事原価<br>Construction<br>cost | 純工事費<br>Net work<br>cost | 建 築<br>Building<br>construction | 設 備<br>Installation |         |
|                          |                              |   |                                 |                     |                              |                          |                                 |                     |                              |                          |                                 |                     | 都市 City |
| 年月<br>Year Month         | 大 阪 Osaka                    |   |                                 |                     | 名 古 屋 Nagoya                 |                          |                                 |                     | 福 岡 Fukuoka                  |                          |                                 |                     |         |
| 2001 年 平均                | 97.8                         | 97.7  | 97.2                            | 98.7                | 97.8                         | 97.7                     | 97.3                            | 98.5                | 98.6                         | 98.6                     | 98.7                            | 98.4                |         |
| 2002                     | 94.9                         | 94.9  | 94.0                            | 96.8                | 95.1                         | 95.2                     | 94.5                            | 96.7                | 96.2                         | 96.3                     | 96.3                            | 96.4                |         |
| 2003                     | 91.9                         | 91.7  | 91.3                            | 92.6                | 92.3                         | 92.1                     | 91.9                            | 92.5                | 93.4                         | 93.3                     | 93.9                            | 92.1                |         |
| 2004                     | 90.3                         | 89.8  | 89.7                            | 90.2                | 91.3                         | 90.9                     | 91.3                            | 90.2                | 92.4                         | 92.2                     | 93.3                            | 89.8                |         |
| 2005                     | 89.0                         | 88.4  | 88.0                            | 89.5                | 90.2                         | 89.7                     | 89.8                            | 89.6                | 91.0                         | 90.7                     | 91.4                            | 89.2                |         |
| 2006                     | 89.7                         | 89.2  | 88.9                            | 89.9                | 91.3                         | 90.9                     | 91.3                            | 90.0                | 91.3                         | 90.9                     | 91.6                            | 89.5                |         |
| 2007                     | 91.9                         | 91.7  | 91.8                            | 91.5                | 93.3                         | 93.2                     | 94.0                            | 91.5                | 93.1                         | 93.0                     | 94.0                            | 90.9                |         |
| 2007 年 7 月               | 91.8                         | 91.5  | 91.7                            | 91.2                | 93.2                         | 93.1                     | 94.0                            | 91.2                | 93.1                         | 93.0                     | 94.1                            | 90.6                |         |
| 8                        | 91.9                         | 91.7  | 91.8                            | 91.4                | 93.3                         | 93.2                     | 94.0                            | 91.5                | 93.1                         | 93.0                     | 94.1                            | 90.9                |         |
| 9                        | 92.7                         | 92.5  | 92.7                            | 92.0                | 93.9                         | 93.8                     | 94.6                            | 92.0                | 93.7                         | 93.7                     | 94.8                            | 91.3                |         |
| 10                       | 92.7                         | 92.5  | 92.7                            | 92.0                | 93.9                         | 93.8                     | 94.7                            | 92.1                | 93.8                         | 93.8                     | 94.9                            | 91.3                |         |
| 11                       | 92.8                         | 92.7  | 92.8                            | 92.4                | 94.1                         | 94.0                     | 94.7                            | 92.4                | 93.9                         | 93.9                     | 94.9                            | 91.6                |         |
| 12                       | 93.1                         | 92.9  | 93.0                            | 92.7                | 94.1                         | 94.1                     | 94.7                            | 92.7                | 94.0                         | 94.0                     | 94.9                            | 91.9                |         |
| 2008 年 1 月               | 92.9                         | 92.8  | 92.9                            | 92.6                | 94.2                         | 94.2                     | 94.9                            | 92.6                | 93.9                         | 94.0                     | 94.9                            | 91.9                |         |
| 2                        | 93.5                         | 93.3  | 93.7                            | 92.5                | 94.8                         | 94.7                     | 95.8                            | 92.5                | 94.6                         | 94.6                     | 95.9                            | 91.8                |         |
| 3                        | 94.4                         | 94.3  | 95.2                            | 92.3                | 95.6                         | 95.6                     | 97.2                            | 92.3                | 95.5                         | 95.5                     | 97.3                            | 91.6                |         |
| 4                        | 95.2                         | 95.2  | 96.5                            | 92.6                | 96.5                         | 96.6                     | 98.5                            | 92.7                | 96.4                         | 96.5                     | 98.7                            | 92.0                |         |
| 5                        | 95.8                         | 95.9  | 97.4                            | 92.8                | 97.1                         | 97.3                     | 99.3                            | 92.9                | 97.0                         | 97.3                     | 99.6                            | 92.2                |         |
| 6                        | P 97.1                       | P 97.3  | P 99.4                          | P 92.9              | P 98.2                       | P 98.5                   | P 101.1                         | P 93.0              | P 97.9                       | P 98.2                   | P 101.0                         | P 92.1              |         |
| 7                        | P 97.6                       | P 97.8  | P 100.0                         | P 93.2              | P 98.8                       | P 99.1                   | P 101.8                         | P 93.3              | P 98.1                       | P 98.4                   | P 101.2                         | P 92.5              |         |

| 都市 City          | 広 島 Hiroshima |        |         |        | 高 松 Takamatsu |        |        |        | 金 沢 Kanazawa |        |        |        |
|------------------|---------------|--------|---------|--------|---------------|--------|--------|--------|--------------|--------|--------|--------|
| 年月<br>Year Month |               |        |         |        |               |        |        |        |              |        |        |        |
| 2001 年 平均        | 98.0          | 97.9   | 97.6    | 98.6   | 98.0          | 97.9   | 97.6   | 98.4   | 98.3         | 98.2   | 98.1   | 98.3   |
| 2002             | 95.2          | 95.2   | 94.5    | 96.8   | 94.9          | 94.9   | 94.1   | 96.5   | 95.7         | 95.7   | 95.5   | 96.2   |
| 2003             | 92.1          | 91.9   | 91.5    | 92.6   | 92.0          | 91.8   | 91.6   | 92.2   | 92.7         | 92.5   | 92.7   | 92.1   |
| 2004             | 90.4          | 90.0   | 89.8    | 90.2   | 90.6          | 90.2   | 90.5   | 89.8   | 91.2         | 90.8   | 91.4   | 89.6   |
| 2005             | 89.3          | 88.8   | 88.4    | 89.6   | 89.1          | 88.6   | 88.5   | 88.9   | 90.4         | 90.0   | 90.5   | 88.8   |
| 2006             | 91.3          | 90.9   | 91.2    | 90.0   | 89.5          | 88.9   | 88.6   | 89.5   | 90.8         | 90.3   | 90.8   | 89.3   |
| 2007             | 93.6          | 93.5   | 94.4    | 91.4   | 91.1          | 90.7   | 90.7   | 90.9   | 92.1         | 91.9   | 92.3   | 90.8   |
| 2007 年 7 月       | 93.5          | 93.4   | 94.5    | 91.1   | 91.0          | 90.7   | 90.8   | 90.6   | 91.9         | 91.6   | 92.1   | 90.5   |
| 8                | 93.6          | 93.6   | 94.6    | 91.4   | 91.1          | 90.8   | 90.8   | 90.9   | 92.0         | 91.8   | 92.2   | 90.8   |
| 9                | 94.2          | 94.0   | 95.1    | 91.7   | 91.7          | 91.4   | 91.4   | 91.2   | 92.7         | 92.5   | 93.1   | 91.2   |
| 10               | 94.3          | 94.2   | 95.4    | 91.8   | 91.8          | 91.5   | 91.6   | 91.3   | 92.8         | 92.6   | 93.2   | 91.3   |
| 11               | 94.4          | 94.4   | 95.4    | 92.1   | 91.9          | 91.6   | 91.7   | 91.6   | 92.9         | 92.7   | 93.2   | 91.6   |
| 12               | 94.5          | 94.5   | 95.4    | 92.5   | 92.0          | 91.7   | 91.7   | 91.9   | 93.0         | 92.8   | 93.2   | 92.0   |
| 2008 年 1 月       | 94.4          | 94.4   | 95.3    | 92.4   | 91.9          | 91.6   | 91.6   | 91.8   | 93.0         | 92.8   | 93.2   | 91.9   |
| 2                | 95.0          | 94.9   | 96.1    | 92.3   | 92.6          | 92.3   | 92.6   | 91.7   | 93.6         | 93.4   | 94.1   | 91.8   |
| 3                | 96.0          | 96.0   | 97.8    | 92.0   | 93.5          | 93.3   | 94.2   | 91.4   | 94.3         | 94.1   | 95.3   | 91.5   |
| 4                | 96.9          | 97.0   | 99.1    | 92.4   | 94.5          | 94.4   | 95.6   | 91.8   | 95.1         | 95.1   | 96.6   | 91.9   |
| 5                | 97.7          | 97.9   | 100.4   | 92.6   | 95.2          | 95.2   | 96.7   | 92.0   | 95.8         | 95.8   | 97.6   | 92.0   |
| 6                | P 98.4        | P 98.7 | P 101.6 | P 92.5 | P 96.1        | P 96.2 | P 98.1 | P 92.1 | P 96.6       | P 96.7 | P 98.9 | P 92.0 |
| 7                | P 98.7        | P 99.0 | P 101.8 | P 92.9 | P 96.4        | P 96.5 | P 98.4 | P 92.4 | P 97.1       | P 97.3 | P 99.5 | P 92.3 |

| 都市 City          | 新 潟 Niigata |        |        |        | 仙 台 Sendai |        |        |        | 札 幌 Sapporo |        |         |        |
|------------------|-------------|--------|--------|--------|------------|--------|--------|--------|-------------|--------|---------|--------|
| 年月<br>Year Month |             |        |        |        |            |        |        |        |             |        |         |        |
| 2001 年 平均        | 98.2        | 98.1   | 97.9   | 98.4   | 99.0       | 98.9   | 99.1   | 98.6   | 98.0        | 97.9   | 97.6    | 98.6   |
| 2002             | 95.3        | 95.4   | 94.9   | 96.3   | 96.4       | 96.5   | 96.4   | 96.7   | 95.2        | 95.3   | 94.6    | 96.8   |
| 2003             | 92.2        | 92.0   | 91.9   | 92.2   | 93.1       | 93.0   | 93.2   | 92.4   | 93.3        | 93.2   | 93.5    | 92.5   |
| 2004             | 90.5        | 90.1   | 90.2   | 89.8   | 90.6       | 90.2   | 90.2   | 90.1   | 93.1        | 92.9   | 94.2    | 90.2   |
| 2005             | 88.8        | 88.2   | 87.8   | 89.1   | 89.5       | 89.0   | 88.8   | 89.4   | 92.6        | 92.3   | 93.6    | 89.5   |
| 2006             | 88.9        | 88.2   | 87.8   | 89.2   | 89.8       | 89.3   | 89.2   | 89.6   | 92.8        | 92.5   | 93.7    | 90.0   |
| 2007             | 90.5        | 90.2   | 90.0   | 90.6   | 91.2       | 90.9   | 90.8   | 91.0   | 94.0        | 94.0   | 95.2    | 91.4   |
| 2007 年 7 月       | 90.2        | 89.8   | 89.6   | 90.3   | 91.1       | 90.8   | 90.8   | 90.7   | 94.0        | 93.9   | 95.2    | 91.1   |
| 8                | 90.5        | 90.2   | 90.0   | 90.6   | 91.2       | 90.9   | 90.8   | 91.0   | 94.0        | 94.0   | 95.2    | 91.4   |
| 9                | 91.0        | 90.7   | 90.5   | 91.0   | 91.7       | 91.4   | 91.4   | 91.5   | 94.2        | 94.1   | 95.2    | 91.8   |
| 10               | 91.2        | 90.9   | 90.9   | 91.1   | 91.8       | 91.6   | 91.6   | 91.5   | 94.5        | 94.5   | 95.7    | 91.9   |
| 11               | 91.7        | 91.4   | 91.4   | 91.4   | 92.0       | 91.7   | 91.6   | 91.9   | 94.7        | 94.6   | 95.8    | 92.2   |
| 12               | 91.9        | 91.7   | 91.6   | 91.8   | 92.1       | 91.8   | 91.6   | 92.2   | 94.8        | 94.7   | 95.8    | 92.5   |
| 2008 年 1 月       | 91.9        | 91.7   | 91.6   | 91.7   | 92.0       | 91.8   | 91.6   | 92.1   | 94.7        | 94.7   | 95.8    | 92.4   |
| 2                | 92.6        | 92.3   | 92.6   | 91.6   | 92.7       | 92.5   | 92.6   | 92.0   | 95.1        | 95.0   | 96.3    | 92.3   |
| 3                | 93.2        | 93.0   | 93.8   | 91.4   | 93.5       | 93.3   | 93.9   | 91.8   | 95.8        | 95.8   | 97.6    | 92.0   |
| 4                | 94.0        | 93.9   | 94.9   | 91.7   | 94.3       | 94.2   | 95.1   | 92.2   | 96.6        | 96.7   | 98.7    | 92.4   |
| 5                | 94.6        | 94.6   | 95.8   | 91.9   | 94.7       | 94.7   | 95.8   | 92.4   | 97.1        | 97.3   | 99.5    | 92.6   |
| 6                | P 95.5      | P 95.5 | P 97.2 | P 91.9 | P 95.6     | P 95.7 | P 97.2 | P 92.4 | P 97.9      | P 98.1 | P 100.7 | P 92.6 |
| 7                | P 95.9      | P 96.0 | P 97.8 | P 92.2 | P 96.0     | P 96.1 | P 97.7 | P 92.7 | P 98.2      | P 98.5 | P 101.1 | P 92.9 |

注) Pは暫定値  
Note: The 'P' denotes provisional data.

5. 都市別指数 (5) Index by cities

各都市平成12年平均=100  
2000 average=100

| 12                       | 建物種類 Building type           | 事務所 Office S 2,000㎡ 7/0-1 設備 Installation [E. P. A. L] |                                 |                     |                              |                          |                                 |                     |                              |                          |                                 |                     |           |
|--------------------------|------------------------------|--|---------------------------------|---------------------|------------------------------|--------------------------|---------------------------------|---------------------|------------------------------|--------------------------|---------------------------------|---------------------|-----------|
| 指数種類<br>Kind of<br>Index | 工事原価<br>Construction<br>cost | 純工事費<br>Net work<br>cost                               | 建 築<br>Building<br>construction | 設 備<br>Installation | 工事原価<br>Construction<br>cost | 純工事費<br>Net work<br>cost | 建 築<br>Building<br>construction | 設 備<br>Installation | 工事原価<br>Construction<br>cost | 純工事費<br>Net work<br>cost | 建 築<br>Building<br>construction | 設 備<br>Installation |           |
|                          |                              |  |                                 |                     |                              |                          |                                 |                     |                              |                          |                                 |                     | 大 阪 Osaka |
| 都市<br>City               |                              |  |                                 |                     |                              |                          |                                 |                     |                              |                          |                                 |                     |           |
| 年月<br>Year Month         |                              |  |                                 |                     |                              |                          |                                 |                     |                              |                          |                                 |                     |           |
| 2001 年平均                 | 98.5                         | 98.4   | 98.4                            | 98.5                | 98.3                         | 98.3                     | 98.2                            | 98.4                | 98.6                         | 98.5                     | 98.7                            | 98.2                |           |
| 2002                     | 96.2                         | 96.3   | 96.2                            | 96.7                | 96.0                         | 96.1                     | 95.9                            | 96.5                | 96.2                         | 96.3                     | 96.3                            | 96.3                |           |
| 2003                     | 94.2                         | 94.1   | 94.9                            | 92.5                | 93.8                         | 93.8                     | 94.5                            | 92.4                | 94.1                         | 94.2                     | 95.2                            | 92.0                |           |
| 2004                     | 95.3                         | 95.3   | 97.8                            | 90.0                | 95.6                         | 95.7                     | 98.4                            | 90.0                | 95.9                         | 96.0                     | 99.1                            | 89.6                |           |
| 2005                     | 94.4                         | 94.4   | 96.7                            | 89.4                | 94.9                         | 94.9                     | 97.5                            | 89.5                | 95.2                         | 95.2                     | 98.2                            | 89.1                |           |
| 2006                     | 94.7                         | 94.6   | 96.9                            | 89.9                | 95.2                         | 95.1                     | 97.6                            | 90.0                | 95.0                         | 95.0                     | 97.6                            | 89.4                |           |
| 2007                     | 96.5                         | 96.6   | 99.1                            | 91.4                | 96.7                         | 96.9                     | 99.4                            | 91.5                | 96.2                         | 96.4                     | 99.1                            | 90.8                |           |
| 2007 年 7 月               | 96.1                         | 96.3   | 98.8                            | 91.1                | 96.4                         | 96.6                     | 99.2                            | 91.1                | 95.9                         | 96.1                     | 98.7                            | 90.5                |           |
| 8                        | 96.4                         | 96.5   | 99.0                            | 91.3                | 96.5                         | 96.7                     | 99.2                            | 91.4                | 96.1                         | 96.3                     | 98.9                            | 90.8                |           |
| 9                        | 97.3                         | 97.5   | 100.2                           | 91.8                | 97.3                         | 97.4                     | 100.1                           | 91.9                | 96.9                         | 97.1                     | 99.9                            | 91.2                |           |
| 10                       | 97.4                         | 97.6   | 100.3                           | 91.9                | 97.5                         | 97.7                     | 100.4                           | 92.0                | 97.1                         | 97.4                     | 100.3                           | 91.3                |           |
| 11                       | 97.7                         | 98.0   | 100.7                           | 92.3                | 97.7                         | 98.0                     | 100.7                           | 92.3                | 97.3                         | 97.5                     | 100.3                           | 91.6                |           |
| 12                       | 97.9                         | 98.1   | 100.8                           | 92.6                | 97.8                         | 98.1                     | 100.7                           | 92.6                | 97.4                         | 97.6                     | 100.3                           | 91.9                |           |
| 2008 年 1 月               | 97.8                         | 98.1   | 100.8                           | 92.5                | 97.9                         | 98.2                     | 100.8                           | 92.5                | 97.3                         | 97.6                     | 100.3                           | 91.8                |           |
| 2                        | 99.3                         | 99.6   | 103.1                           | 92.4                | 99.3                         | 99.6                     | 103.1                           | 92.4                | 98.7                         | 99.0                     | 102.5                           | 91.7                |           |
| 3                        | 102.4                        | 102.9  | 108.1                           | 92.1                | 102.4                        | 102.9                    | 108.1                           | 92.1                | 101.6                        | 102.1                    | 107.3                           | 91.4                |           |
| 4                        | 104.5                        | 105.2  | 111.3                           | 92.5                | 104.2                        | 104.9                    | 110.8                           | 92.6                | 103.9                        | 104.7                    | 110.8                           | 91.9                |           |
| 5                        | 105.6                        | 106.5  | 113.1                           | 92.7                | 105.3                        | 106.2                    | 112.6                           | 92.8                | 105.1                        | 106.0                    | 112.6                           | 92.1                |           |
| 6                        | P 106.7                      | P 107.7  | P 114.8                         | P 92.7              | P 106.4                      | P 107.4                  | P 114.3                         | P 92.9              | P 106.3                      | P 107.3                  | P 114.5                         | P 92.1              |           |
| 7                        | P 107.0                      | P 108.0  | P 115.2                         | P 93.1              | P 107.1                      | P 108.1                  | P 115.2                         | P 93.2              | P 106.5                      | P 107.5                  | P 114.7                         | P 92.4              |           |

| 都市<br>City       | 広 島 Hiroshima |         |         |        | 高 松 Takamatsu |         |         |        | 金 沢 Kanazawa |         |         |        |
|------------------|---------------|---------|---------|--------|---------------|---------|---------|--------|--------------|---------|---------|--------|
| 年月<br>Year Month |               |         |         |        |               |         |         |        |              |         |         |        |
| 2001 年平均         | 98.4          | 98.4    | 98.3    | 98.5   | 98.2          | 98.1    | 98.0    | 98.2   | 98.3         | 98.2    | 98.2    | 98.1   |
| 2002             | 95.9          | 96.0    | 95.7    | 96.7   | 95.9          | 96.0    | 95.9    | 96.3   | 96.2         | 96.3    | 96.3    | 96.1   |
| 2003             | 93.8          | 93.7    | 94.3    | 92.5   | 93.9          | 93.8    | 94.7    | 92.0   | 93.8         | 93.7    | 94.5    | 92.0   |
| 2004             | 95.0          | 95.0    | 97.4    | 90.1   | 95.3          | 95.3    | 98.1    | 89.5   | 94.8         | 94.8    | 97.3    | 89.5   |
| 2005             | 94.5          | 94.5    | 96.9    | 89.5   | 94.4          | 94.3    | 97.0    | 88.8   | 94.5         | 94.5    | 97.2    | 88.8   |
| 2006             | 95.5          | 95.5    | 98.2    | 89.9   | 94.3          | 94.2    | 96.6    | 89.3   | 94.7         | 94.6    | 97.1    | 89.3   |
| 2007             | 97.0          | 97.2    | 100.1   | 91.2   | 95.8          | 95.9    | 98.3    | 90.7   | 95.9         | 96.0    | 98.4    | 90.7   |
| 2007 年 7 月       | 96.8          | 97.0    | 99.9    | 90.9   | 95.5          | 95.6    | 98.1    | 90.4   | 95.6         | 95.7    | 98.2    | 90.4   |
| 8                | 96.9          | 97.1    | 99.9    | 91.2   | 95.7          | 95.8    | 98.3    | 90.7   | 95.7         | 95.8    | 98.2    | 90.7   |
| 9                | 97.6          | 97.8    | 100.8   | 91.5   | 96.3          | 96.4    | 99.1    | 90.9   | 96.5         | 96.6    | 99.2    | 91.1   |
| 10               | 97.9          | 98.1    | 101.2   | 91.6   | 96.6          | 96.7    | 99.4    | 91.0   | 96.6         | 96.7    | 99.3    | 91.2   |
| 11               | 98.2          | 98.4    | 101.6   | 91.9   | 96.9          | 97.0    | 99.7    | 91.4   | 96.8         | 96.9    | 99.5    | 91.5   |
| 12               | 98.3          | 98.6    | 101.6   | 92.3   | 97.0          | 97.1    | 99.7    | 91.7   | 96.9         | 97.0    | 99.5    | 91.9   |
| 2008 年 1 月       | 98.2          | 98.5    | 101.5   | 92.2   | 96.9          | 97.1    | 99.7    | 91.6   | 96.9         | 97.0    | 99.5    | 91.8   |
| 2                | 99.5          | 99.9    | 103.6   | 92.1   | 98.2          | 98.4    | 101.7   | 91.5   | 98.3         | 98.5    | 101.7   | 91.7   |
| 3                | 102.6         | 103.1   | 108.6   | 91.7   | 101.3         | 101.8   | 106.9   | 91.1   | 101.0        | 101.4   | 106.2   | 91.3   |
| 4                | 104.9         | 105.7   | 112.1   | 92.2   | 103.9         | 104.5   | 110.7   | 91.6   | 102.8        | 103.3   | 108.8   | 91.8   |
| 5                | 106.2         | 107.1   | 114.2   | 92.4   | 105.2         | 106.0   | 112.8   | 91.7   | 104.1        | 104.8   | 110.9   | 91.9   |
| 6                | P 107.4       | P 108.4 | P 116.1 | P 92.4 | P 106.5       | P 107.4 | P 114.8 | P 91.9 | P 105.2      | P 105.9 | P 112.6 | P 91.9 |
| 7                | P 107.9       | P 109.0 | P 116.7 | P 92.7 | P 106.9       | P 107.8 | P 115.2 | P 92.2 | P 105.8      | P 106.6 | P 113.4 | P 92.2 |

| 都市<br>City       | 新 潟 Niigata |         |         |        | 仙 台 Sendai |         |         |        | 札 幌 Sapporo |         |         |        |
|------------------|-------------|---------|---------|--------|------------|---------|---------|--------|-------------|---------|---------|--------|
| 年月<br>Year Month |             |         |         |        |            |         |         |        |             |         |         |        |
| 2001 年平均         | 98.3        | 98.2    | 98.3    | 98.2   | 99.0       | 98.9    | 99.2    | 98.5   | 98.4        | 98.3    | 98.3    | 98.5   |
| 2002             | 96.1        | 96.2    | 96.2    | 96.2   | 96.5       | 96.7    | 96.7    | 96.6   | 95.8        | 95.9    | 95.6    | 96.6   |
| 2003             | 93.8        | 93.7    | 94.5    | 92.0   | 93.9       | 93.9    | 94.6    | 92.3   | 94.1        | 94.1    | 94.9    | 92.3   |
| 2004             | 94.9        | 94.9    | 97.4    | 89.7   | 94.7       | 94.6    | 96.8    | 90.0   | 95.7        | 95.7    | 98.4    | 90.0   |
| 2005             | 94.1        | 94.0    | 96.4    | 89.0   | 94.4       | 94.3    | 96.7    | 89.3   | 95.9        | 96.0    | 99.1    | 89.4   |
| 2006             | 93.6        | 93.5    | 95.5    | 89.2   | 94.6       | 94.5    | 96.8    | 89.6   | 96.0        | 96.0    | 98.9    | 89.9   |
| 2007             | 94.8        | 94.8    | 96.9    | 90.6   | 95.4       | 95.5    | 97.6    | 91.0   | 96.7        | 96.8    | 99.4    | 91.3   |
| 2007 年 7 月       | 94.4        | 94.4    | 96.4    | 90.2   | 95.1       | 95.2    | 97.3    | 90.7   | 96.3        | 96.5    | 99.1    | 91.0   |
| 8                | 94.6        | 94.6    | 96.6    | 90.5   | 95.2       | 95.3    | 97.3    | 91.0   | 96.5        | 96.7    | 99.3    | 91.3   |
| 9                | 95.3        | 95.4    | 97.5    | 90.9   | 96.0       | 96.0    | 98.3    | 91.4   | 97.0        | 97.2    | 99.8    | 91.7   |
| 10               | 95.5        | 95.6    | 97.7    | 91.0   | 96.1       | 96.2    | 98.4    | 91.5   | 97.3        | 97.5    | 100.3   | 91.8   |
| 11               | 95.9        | 96.0    | 98.2    | 91.3   | 96.2       | 96.3    | 98.4    | 91.8   | 97.6        | 97.8    | 100.5   | 92.1   |
| 12               | 96.1        | 96.2    | 98.3    | 91.7   | 96.3       | 96.4    | 98.4    | 92.2   | 97.7        | 97.9    | 100.5   | 92.5   |
| 2008 年 1 月       | 96.0        | 96.2    | 98.3    | 91.6   | 96.2       | 96.4    | 98.4    | 92.1   | 97.6        | 97.9    | 100.5   | 92.4   |
| 2                | 97.4        | 97.6    | 100.5   | 91.5   | 97.4       | 97.6    | 100.3   | 91.9   | 98.2        | 98.5    | 101.4   | 92.2   |
| 3                | 99.7        | 100.0   | 104.2   | 91.2   | 99.7       | 100.1   | 104.1   | 91.7   | 100.5       | 100.9   | 105.2   | 91.8   |
| 4                | 101.5       | 102.0   | 107.0   | 91.6   | 102.0      | 102.5   | 107.5   | 92.2   | 102.3       | 102.9   | 107.9   | 92.3   |
| 5                | 102.7       | 103.4   | 108.9   | 91.8   | 103.7      | 104.4   | 110.2   | 92.3   | 103.6       | 104.3   | 110.0   | 92.5   |
| 6                | P 104.1     | P 104.8 | P 111.1 | P 91.8 | P 105.1    | P 105.9 | P 112.4 | P 92.3 | P 104.9     | P 105.6 | P 111.9 | P 92.5 |
| 7                | P 104.7     | P 105.5 | P 111.9 | P 92.1 | P 105.6    | P 106.5 | P 113.1 | P 92.7 | P 105.3     | P 106.1 | P 112.4 | P 92.8 |

注) Pは暫定値  
Note: The 'P' denotes provisional data.

5. 都市別指数 (6) Index by cities

各都市平成12年平均=100  
2000 average=100

| 24 建物種類 Building type    |                              | 小中学校 Primary school or Jr.-high school RC 4,000㎡ 3/0 設備 Installation [E. P. A.] |                                 |                     |                              |                          |                                 |                     |                              |                          |                                 |                     |
|--------------------------|------------------------------|---|---------------------------------|---------------------|------------------------------|--------------------------|---------------------------------|---------------------|------------------------------|--------------------------|---------------------------------|---------------------|
| 指数種類<br>Kind of<br>Index | 工事原価<br>Construction<br>cost | 純工事費<br>Net work<br>cost  | 建 築<br>Building<br>construction | 設 備<br>Installation | 工事原価<br>Construction<br>cost | 純工事費<br>Net work<br>cost | 建 築<br>Building<br>construction | 設 備<br>Installation | 工事原価<br>Construction<br>cost | 純工事費<br>Net work<br>cost | 建 築<br>Building<br>construction | 設 備<br>Installation |
|                          |                              |   |                                 |                     |                              |                          |                                 |                     |                              |                          |                                 |                     |
| 都市<br>City               |                              |   |                                 |                     |                              |                          |                                 |                     |                              |                          |                                 |                     |
| 年月<br>Year Month         |                              |   |                                 |                     |                              |                          |                                 |                     |                              |                          |                                 |                     |
| 2001年 平均                 | 97.8                         | 97.7  | 97.2                            | 99.0                | 97.9                         | 97.7                     | 97.3                            | 99.0                | 98.9                         | 98.8                     | 98.8                            | 98.9                |
| 2002                     | 95.0                         | 95.0  | 94.4                            | 96.9                | 95.3                         | 95.3                     | 94.8                            | 96.9                | 96.6                         | 96.8                     | 96.8                            | 96.6                |
| 2003                     | 92.4                         | 92.2  | 92.2                            | 92.2                | 92.9                         | 92.7                     | 92.9                            | 92.2                | 94.2                         | 94.2                     | 94.9                            | 91.8                |
| 2004                     | 91.5                         | 91.1  | 91.5                            | 90.1                | 92.6                         | 92.4                     | 93.1                            | 90.1                | 93.9                         | 93.8                     | 95.1                            | 89.7                |
| 2005                     | 90.1                         | 89.7  | 89.5                            | 90.0                | 91.5                         | 91.1                     | 91.4                            | 90.1                | 92.5                         | 92.2                     | 93.0                            | 89.7                |
| 2006                     | 90.7                         | 90.2  | 90.1                            | 90.8                | 92.6                         | 92.3                     | 92.7                            | 90.8                | 92.5                         | 92.2                     | 92.8                            | 90.3                |
| 2007                     | 93.3                         | 93.2  | 93.3                            | 92.8                | 95.0                         | 94.9                     | 95.6                            | 92.8                | 94.7                         | 94.6                     | 95.5                            | 92.1                |
| 2007年 7月                 | 93.3                         | 93.1  | 93.3                            | 92.5                | 95.0                         | 95.0                     | 95.8                            | 92.5                | 94.7                         | 94.7                     | 95.7                            | 91.9                |
| 8                        | 93.3                         | 93.2  | 93.3                            | 92.8                | 94.9                         | 94.9                     | 95.6                            | 92.8                | 94.7                         | 94.7                     | 95.6                            | 92.2                |
| 9                        | 93.9                         | 93.8  | 93.9                            | 93.4                | 95.3                         | 95.3                     | 95.9                            | 93.4                | 95.2                         | 95.1                     | 96.0                            | 92.6                |
| 10                       | 93.9                         | 93.7  | 93.9                            | 93.4                | 95.3                         | 95.3                     | 95.9                            | 93.4                | 95.1                         | 95.1                     | 96.0                            | 92.6                |
| 11                       | 94.0                         | 93.8  | 93.9                            | 93.8                | 95.4                         | 95.4                     | 95.9                            | 93.8                | 95.2                         | 95.2                     | 95.9                            | 93.0                |
| 12                       | 94.2                         | 94.1  | 94.1                            | 94.0                | 95.5                         | 95.5                     | 95.9                            | 94.0                | 95.2                         | 95.2                     | 95.9                            | 93.2                |
| 2008年 1月                 | 94.1                         | 94.0  | 94.0                            | 94.1                | 95.6                         | 95.6                     | 96.1                            | 94.1                | 95.2                         | 95.2                     | 95.9                            | 93.3                |
| 2                        | 94.7                         | 94.7  | 94.8                            | 94.1                | 96.3                         | 96.3                     | 97.1                            | 94.1                | 95.9                         | 96.0                     | 96.9                            | 93.3                |
| 3                        | 95.9                         | 95.9  | 96.4                            | 94.1                | 97.4                         | 97.5                     | 98.5                            | 94.2                | 97.1                         | 97.2                     | 98.4                            | 93.3                |
| 4                        | 96.8                         | 96.9  | 97.8                            | 94.1                | 98.3                         | 98.5                     | 99.9                            | 94.2                | 98.0                         | 98.2                     | 99.8                            | 93.3                |
| 5                        | 97.5                         | 97.7  | 98.7                            | 94.6                | 99.0                         | 99.3                     | 100.8                           | 94.6                | 98.8                         | 99.1                     | 100.9                           | 93.8                |
| 6                        | P 98.9                       | P 99.3  | P 100.8                         | 94.6                | P 100.2                      | P 100.6                  | P 102.5                         | 94.7                | P 99.7                       | P 100.1                  | P 102.2                         | 93.7                |
| 7                        | P 99.4                       | P 99.8  | P 101.4                         | 95.1                | P 100.8                      | P 101.3                  | P 103.3                         | 95.1                | P 99.9                       | P 100.4                  | P 102.4                         | 94.2                |

| 都市<br>City       |         | 広 島 Hiroshima |         |      |        | 高 松 Takamatsu |        |      |        | 金 沢 Kanazawa |         |      |  |
|------------------|---------|---------------|---------|------|--------|---------------|--------|------|--------|--------------|---------|------|--|
| 年月<br>Year Month |         |               |         |      |        |               |        |      |        |              |         |      |  |
| 2001年 平均         | 98.1    | 98.0          | 97.6    | 99.0 | 98.1   | 98.0          | 97.6   | 99.0 | 98.4   | 98.3         | 98.1    | 98.9 |  |
| 2002             | 95.3    | 95.3          | 94.8    | 96.8 | 95.0   | 95.1          | 94.5   | 96.8 | 95.9   | 96.0         | 95.9    | 96.4 |  |
| 2003             | 92.5    | 92.3          | 92.3    | 92.2 | 92.6   | 92.4          | 92.5   | 92.1 | 93.3   | 93.2         | 93.7    | 91.7 |  |
| 2004             | 91.5    | 91.1          | 91.4    | 90.1 | 91.9   | 91.6          | 92.1   | 90.0 | 92.5   | 92.2         | 93.1    | 89.6 |  |
| 2005             | 90.4    | 89.9          | 89.8    | 90.2 | 90.4   | 89.9          | 90.0   | 89.8 | 91.8   | 91.4         | 92.1    | 89.4 |  |
| 2006             | 92.4    | 92.0          | 92.4    | 91.0 | 90.4   | 89.9          | 89.6   | 90.7 | 92.0   | 91.5         | 92.0    | 90.2 |  |
| 2007             | 95.2    | 95.1          | 95.9    | 92.9 | 92.4   | 92.1          | 92.0   | 92.6 | 93.6   | 93.4         | 93.8    | 92.1 |  |
| 2007年 7月         | 95.2    | 95.2          | 96.1    | 92.7 | 92.5   | 92.2          | 92.2   | 92.4 | 93.4   | 93.2         | 93.7    | 91.8 |  |
| 8                | 95.3    | 95.3          | 96.1    | 93.0 | 92.5   | 92.2          | 92.1   | 92.7 | 93.5   | 93.3         | 93.7    | 92.1 |  |
| 9                | 95.6    | 95.6          | 96.3    | 93.3 | 92.9   | 92.6          | 92.5   | 93.0 | 94.1   | 93.9         | 94.3    | 92.6 |  |
| 10               | 95.7    | 95.7          | 96.5    | 93.4 | 92.9   | 92.7          | 92.6   | 93.0 | 94.0   | 93.9         | 94.3    | 92.6 |  |
| 11               | 95.8    | 95.8          | 96.4    | 93.8 | 93.0   | 92.8          | 92.6   | 93.5 | 94.1   | 94.0         | 94.3    | 93.0 |  |
| 12               | 95.8    | 95.8          | 96.4    | 94.1 | 93.0   | 92.8          | 92.5   | 93.7 | 94.1   | 94.0         | 94.2    | 93.3 |  |
| 2008年 1月         | 95.7    | 95.8          | 96.3    | 94.1 | 92.9   | 92.7          | 92.4   | 93.8 | 94.1   | 94.0         | 94.2    | 93.4 |  |
| 2                | 96.4    | 96.4          | 97.2    | 94.1 | 93.8   | 93.6          | 93.5   | 93.8 | 94.8   | 94.7         | 95.1    | 93.4 |  |
| 3                | 97.6    | 97.7          | 98.9    | 94.1 | 94.9   | 94.8          | 95.2   | 93.7 | 95.8   | 95.7         | 96.4    | 93.4 |  |
| 4                | 98.6    | 98.8          | 100.4   | 94.1 | 96.0   | 96.0          | 96.7   | 93.7 | 96.7   | 96.7         | 97.8    | 93.3 |  |
| 5                | 99.5    | 99.9          | 101.7   | 94.5 | 96.8   | 96.9          | 97.9   | 94.1 | 97.4   | 97.6         | 98.8    | 93.7 |  |
| 6                | P 100.4 | P 100.8       | P 102.9 | 94.5 | P 97.8 | P 98.0        | P 99.2 | 94.3 | P 98.3 | P 98.5       | P 100.1 | 93.7 |  |
| 7                | P 100.6 | P 101.1       | P 103.1 | 94.9 | P 98.1 | P 98.4        | P 99.5 | 94.7 | P 98.9 | P 99.2       | P 100.8 | 94.2 |  |

| 都市<br>City       |        | 新 潟 Niigata |        |      |        | 仙 台 Sendai |        |      |         | 札 幌 Sapporo |         |      |  |
|------------------|--------|-------------|--------|------|--------|------------|--------|------|---------|-------------|---------|------|--|
| 年月<br>Year Month |        |             |        |      |        |            |        |      |         |             |         |      |  |
| 2001年 平均         | 98.3   | 98.2        | 97.9   | 98.9 | 99.2   | 99.2       | 99.3   | 99.0 | 98.1    | 98.0        | 97.6    | 99.1 |  |
| 2002             | 95.6   | 95.6        | 95.4   | 96.5 | 96.7   | 96.9       | 96.9   | 96.7 | 95.3    | 95.4        | 94.9    | 96.9 |  |
| 2003             | 92.7   | 92.5        | 92.8   | 91.8 | 93.8   | 93.7       | 94.3   | 92.0 | 93.9    | 93.9        | 94.5    | 92.0 |  |
| 2004             | 91.7   | 91.3        | 91.8   | 89.8 | 91.8   | 91.4       | 91.9   | 89.9 | 94.6    | 94.5        | 96.0    | 90.0 |  |
| 2005             | 89.8   | 89.2        | 89.1   | 89.6 | 90.7   | 90.2       | 90.4   | 89.9 | 94.2    | 94.0        | 95.4    | 89.9 |  |
| 2006             | 89.6   | 89.0        | 88.6   | 90.1 | 90.8   | 90.3       | 90.3   | 90.5 | 94.3    | 94.0        | 95.2    | 90.7 |  |
| 2007             | 91.6   | 91.3        | 91.1   | 92.0 | 92.5   | 92.2       | 92.2   | 92.3 | 95.7    | 95.7        | 96.8    | 92.5 |  |
| 2007年 7月         | 91.4   | 91.1        | 90.9   | 91.8 | 92.4   | 92.2       | 92.2   | 92.1 | 95.8    | 95.9        | 97.0    | 92.3 |  |
| 8                | 91.6   | 91.3        | 91.1   | 92.0 | 92.4   | 92.2       | 92.1   | 92.4 | 95.7    | 95.8        | 96.8    | 92.6 |  |
| 9                | 92.0   | 91.7        | 91.4   | 92.5 | 92.8   | 92.5       | 92.4   | 92.9 | 95.7    | 95.7        | 96.5    | 93.0 |  |
| 10               | 92.1   | 91.8        | 91.6   | 92.5 | 92.8   | 92.6       | 92.5   | 92.9 | 95.9    | 96.0        | 96.9    | 93.0 |  |
| 11               | 92.6   | 92.3        | 92.1   | 93.0 | 92.9   | 92.7       | 92.5   | 93.3 | 96.0    | 96.0        | 96.9    | 93.5 |  |
| 12               | 92.8   | 92.5        | 92.3   | 93.2 | 92.9   | 92.7       | 92.4   | 93.5 | 96.1    | 96.1        | 96.9    | 93.7 |  |
| 2008年 1月         | 92.7   | 92.5        | 92.3   | 93.3 | 92.9   | 92.7       | 92.4   | 93.6 | 96.0    | 96.1        | 96.8    | 93.8 |  |
| 2                | 93.5   | 93.3        | 93.3   | 93.3 | 93.7   | 93.5       | 93.5   | 93.6 | 96.4    | 96.4        | 97.3    | 93.8 |  |
| 3                | 94.4   | 94.2        | 94.5   | 93.3 | 94.7   | 94.5       | 94.8   | 93.7 | 97.4    | 97.4        | 98.6    | 93.7 |  |
| 4                | 95.2   | 95.1        | 95.7   | 93.3 | 95.5   | 95.5       | 96.0   | 93.7 | 98.2    | 98.4        | 99.9    | 93.7 |  |
| 5                | 95.9   | 96.0        | 96.7   | 93.7 | 96.1   | 96.2       | 96.9   | 94.1 | 98.7    | 99.0        | 100.6   | 94.1 |  |
| 6                | P 96.9 | P 97.1      | P 98.2 | 93.7 | P 97.1 | P 97.2     | P 98.3 | 94.1 | P 99.6  | P 100.0     | P 101.9 | 94.2 |  |
| 7                | P 97.4 | P 97.6      | P 98.7 | 94.2 | P 97.5 | P 97.7     | P 98.8 | 94.5 | P 100.0 | P 100.4     | P 102.3 | 94.6 |  |

注) Pは暫定値  
Note: The 'P' denotes provisional data.

5. 都市別指数 (7) Index by cities

各都市平成12年平均=100  
2000 average=100

| 28 建物種類 Building type    |                              | 工場 Factory S 5,000m <sup>2</sup> 1/0 設備 Installation [E. P. A] |                                 |                     |                              |                          |                                 |                     |                              |                          |                                 |      |  |
|--------------------------|------------------------------|--|---------------------------------|---------------------|------------------------------|--------------------------|---------------------------------|---------------------|------------------------------|--------------------------|---------------------------------|------|--|
| 指数種類<br>Kind of<br>Index | 工事原価<br>Construction<br>cost | 純工事費<br>Net work<br>cost                                       | 建 築<br>Building<br>construction |                     | 工事原価<br>Construction<br>cost | 純工事費<br>Net work<br>cost | 建 築<br>Building<br>construction |                     | 工事原価<br>Construction<br>cost | 純工事費<br>Net work<br>cost | 建 築<br>Building<br>construction |      |  |
|                          |                              |  | 設 備<br>Installation             | 設 備<br>Installation |                              |                          | 設 備<br>Installation             | 設 備<br>Installation |                              |                          |                                 |      |  |
| 都市<br>City               | 大 阪 Osaka                    |  |                                 |                     | 名 古 屋 Nagoya                 |                          |                                 |                     | 福 岡 Fukuoka                  |                          |                                 |      |  |
| 年月<br>Year Month         |                              |  |                                 |                     |                              |                          |                                 |                     |                              |                          |                                 |      |  |
| 2001 年平均                 | 98.4                         | 98.4   | 98.1                            | 99.0                | 98.3                         | 98.3                     | 98.0                            | 98.9                | 98.7                         | 98.7                     | 98.6                            | 98.8 |  |
| 2002                     | 96.6                         | 96.7   | 96.7                            | 96.8                | 96.5                         | 96.6                     | 96.5                            | 96.8                | 96.7                         | 96.9                     | 97.1                            | 96.5 |  |
| 2003                     | 95.3                         | 95.4   | 96.8                            | 92.4                | 95.0                         | 95.0                     | 96.3                            | 92.4                | 95.5                         | 95.6                     | 97.3                            | 92.0 |  |
| 2004                     | 97.2                         | 97.4   | 100.7                           | 90.3                | 97.6                         | 97.8                     | 101.3                           | 90.3                | 98.1                         | 98.4                     | 102.3                           | 89.9 |  |
| 2005                     | 96.7                         | 96.9   | 100.1                           | 90.0                | 97.2                         | 97.4                     | 100.8                           | 90.1                | 97.7                         | 98.0                     | 101.9                           | 89.6 |  |
| 2006                     | 97.3                         | 97.5   | 100.6                           | 90.7                | 97.9                         | 98.1                     | 101.5                           | 90.8                | 97.7                         | 97.9                     | 101.5                           | 90.2 |  |
| 2007                     | 99.7                         | 100.1  | 103.6                           | 92.5                | 99.9                         | 100.4                    | 104.0                           | 92.4                | 99.5                         | 99.9                     | 103.7                           | 91.7 |  |
| 2007 年 7 月               | 99.3                         | 99.7   | 103.2                           | 92.2                | 99.7                         | 100.1                    | 103.8                           | 92.2                | 99.2                         | 99.6                     | 103.3                           | 91.5 |  |
| 8                        | 99.6                         | 100.0  | 103.5                           | 92.4                | 99.7                         | 100.1                    | 103.8                           | 92.4                | 99.4                         | 99.8                     | 103.6                           | 91.7 |  |
| 9                        | 100.7                        | 101.1  | 104.9                           | 93.0                | 100.6                        | 101.1                    | 104.8                           | 92.9                | 100.3                        | 100.7                    | 104.7                           | 92.1 |  |
| 10                       | 100.7                        | 101.2  | 105.0                           | 93.0                | 100.9                        | 101.3                    | 105.2                           | 93.0                | 100.5                        | 101.0                    | 105.2                           | 92.1 |  |
| 11                       | 101.1                        | 101.6  | 105.4                           | 93.4                | 101.2                        | 101.7                    | 105.5                           | 93.4                | 100.7                        | 101.2                    | 105.2                           | 92.5 |  |
| 12                       | 101.3                        | 101.9  | 105.7                           | 93.6                | 101.2                        | 101.7                    | 105.5                           | 93.6                | 100.7                        | 101.2                    | 105.2                           | 92.7 |  |
| 2008 年 1 月               | 101.3                        | 101.9  | 105.7                           | 93.6                | 101.2                        | 101.7                    | 105.5                           | 93.6                | 100.7                        | 101.2                    | 105.2                           | 92.7 |  |
| 2                        | 101.3                        | 101.9  | 105.7                           | 93.7                | 101.4                        | 101.9                    | 105.7                           | 93.7                | 100.7                        | 101.3                    | 105.2                           | 92.8 |  |
| 3                        | 103.1                        | 103.7  | 108.3                           | 93.7                | 103.1                        | 103.7                    | 108.4                           | 93.7                | 102.4                        | 103.0                    | 107.8                           | 92.8 |  |
| 4                        | 106.9                        | 107.8  | 114.3                           | 93.7                | 106.9                        | 107.8                    | 114.3                           | 93.7                | 106.1                        | 106.9                    | 113.5                           | 92.8 |  |
| 5                        | 109.3                        | 110.4  | 118.1                           | 93.7                | 108.9                        | 110.0                    | 117.6                           | 93.7                | 108.7                        | 109.8                    | 117.6                           | 92.8 |  |
| 6                        | 110.7                        | 112.0  | 120.3                           | 94.1                | 110.4                        | 111.5                    | 119.7                           | 94.0                | 110.2                        | 111.4                    | 119.9                           | 93.2 |  |
| 7                        | P 112.0                      | P 113.3  | P 122.3                         | 94.1                | P 111.7                      | P 112.9                  | P 121.7                         | 94.1                | P 111.6                      | P 112.9                  | P 122.1                         | 93.2 |  |
|                          | P 112.4                      | P 113.7  | P 122.7                         | 94.5                | P 112.4                      | P 113.8                  | P 122.7                         | 94.5                | P 111.8                      | P 113.1                  | P 122.2                         | 93.5 |  |

| 都市<br>City       |         | 広 島 Hiroshima |         |      |         | 高 松 Takamatsu |         |      |         | 金 沢 Kanazawa |         |      |  |
|------------------|---------|---------------|---------|------|---------|---------------|---------|------|---------|--------------|---------|------|--|
| 年月<br>Year Month |         |               |         |      |         |               |         |      |         |              |         |      |  |
| 2001 年平均         | 98.4    | 98.4          | 98.1    | 98.9 | 98.2    | 98.1          | 97.8    | 98.9 | 98.3    | 98.3         | 98.0    | 98.8 |  |
| 2002             | 96.2    | 96.3          | 96.2    | 96.7 | 96.5    | 96.6          | 96.6    | 96.7 | 96.7    | 96.9         | 97.1    | 96.4 |  |
| 2003             | 94.8    | 94.8          | 96.0    | 92.4 | 95.2    | 95.3          | 96.7    | 92.3 | 95.0    | 95.1         | 96.5    | 92.0 |  |
| 2004             | 96.9    | 97.1          | 100.2   | 90.3 | 97.3    | 97.5          | 100.9   | 90.1 | 96.6    | 96.8         | 100.0   | 89.8 |  |
| 2005             | 96.8    | 97.0          | 100.1   | 90.2 | 96.7    | 96.9          | 100.2   | 89.7 | 96.9    | 97.0         | 100.6   | 89.4 |  |
| 2006             | 98.4    | 98.7          | 102.3   | 90.9 | 97.0    | 97.1          | 100.2   | 90.6 | 97.4    | 97.5         | 100.9   | 90.1 |  |
| 2007             | 100.6   | 101.0         | 105.0   | 92.5 | 99.0    | 99.3          | 102.7   | 92.1 | 99.0    | 99.3         | 102.9   | 91.8 |  |
| 2007 年 7 月       | 100.3   | 100.8         | 104.7   | 92.3 | 98.8    | 99.1          | 102.4   | 92.0 | 98.8    | 99.1         | 102.6   | 91.5 |  |
| 8                | 100.4   | 100.9         | 104.8   | 92.5 | 99.0    | 99.3          | 102.6   | 92.2 | 98.9    | 99.2         | 102.6   | 91.7 |  |
| 9                | 101.3   | 101.7         | 105.9   | 92.9 | 99.7    | 100.0         | 103.6   | 92.5 | 99.8    | 100.1        | 103.8   | 92.2 |  |
| 10               | 101.6   | 102.1         | 106.4   | 92.9 | 100.0   | 100.4         | 104.0   | 92.5 | 99.9    | 100.2        | 103.9   | 92.3 |  |
| 11               | 101.9   | 102.5         | 106.7   | 93.3 | 100.3   | 100.8         | 104.4   | 92.9 | 100.1   | 100.5        | 104.1   | 92.6 |  |
| 12               | 102.0   | 102.5         | 106.7   | 93.5 | 100.4   | 100.8         | 104.4   | 93.1 | 100.2   | 100.6        | 104.1   | 92.9 |  |
| 2008 年 1 月       | 102.0   | 102.6         | 106.7   | 93.6 | 100.4   | 100.8         | 104.4   | 93.2 | 100.2   | 100.6        | 104.2   | 93.0 |  |
| 2                | 103.6   | 104.2         | 109.1   | 93.6 | 101.9   | 102.4         | 106.7   | 93.2 | 101.9   | 102.4        | 106.8   | 93.0 |  |
| 3                | 107.4   | 108.3         | 115.1   | 93.6 | 105.9   | 106.6         | 112.9   | 93.1 | 105.3   | 106.0        | 112.1   | 93.0 |  |
| 4                | 110.0   | 111.1         | 119.3   | 93.6 | 108.7   | 109.7         | 117.4   | 93.1 | 107.3   | 108.2        | 115.2   | 93.0 |  |
| 5                | 111.7   | 112.9         | 121.7   | 93.9 | 110.4   | 111.5         | 119.9   | 93.5 | 109.0   | 110.0        | 117.7   | 93.3 |  |
| 6                | P 113.1 | P 114.4       | P 124.0 | 93.9 | P 111.9 | P 113.2       | P 122.2 | 93.7 | P 110.2 | P 111.3      | P 119.7 | 93.3 |  |
| 7                | P 113.6 | P 115.0       | P 124.7 | 94.3 | P 112.3 | P 113.6       | P 122.7 | 94.0 | P 110.9 | P 112.1      | P 120.7 | 93.6 |  |

| 都市<br>City       |         | 新 潟 Niigata |         |      |         | 仙 台 Sendai |         |      |         | 札 幌 Sapporo |         |      |  |
|------------------|---------|-------------|---------|------|---------|------------|---------|------|---------|-------------|---------|------|--|
| 年月<br>Year Month |         |             |         |      |         |            |         |      |         |             |         |      |  |
| 2001 年平均         | 98.4    | 98.3        | 98.1    | 98.8 | 99.1    | 99.1       | 99.2    | 98.9 | 98.4    | 98.3        | 98.0    | 99.0 |  |
| 2002             | 96.7    | 96.8        | 97.0    | 96.5 | 97.1    | 97.3       | 97.6    | 96.6 | 96.2    | 96.3        | 96.1    | 96.8 |  |
| 2003             | 95.0    | 95.0        | 96.4    | 92.1 | 95.1    | 95.1       | 96.5    | 92.1 | 95.3    | 95.4        | 96.9    | 92.2 |  |
| 2004             | 96.7    | 96.8        | 100.0   | 90.0 | 96.3    | 96.4       | 99.4    | 90.1 | 97.9    | 98.1        | 101.8   | 90.2 |  |
| 2005             | 96.2    | 96.3        | 99.4    | 89.6 | 96.6    | 96.7       | 99.9    | 89.8 | 98.7    | 99.0        | 103.2   | 89.9 |  |
| 2006             | 95.9    | 95.9        | 98.7    | 90.1 | 97.1    | 97.2       | 100.4   | 90.3 | 99.0    | 99.3        | 103.3   | 90.5 |  |
| 2007             | 97.6    | 97.8        | 100.7   | 91.7 | 98.3    | 98.6       | 101.7   | 91.9 | 100.0   | 100.4       | 104.3   | 92.1 |  |
| 2007 年 7 月       | 97.1    | 97.4        | 100.1   | 91.4 | 98.0    | 98.3       | 101.4   | 91.6 | 99.7    | 100.1       | 104.0   | 91.8 |  |
| 8                | 97.4    | 97.6        | 100.4   | 91.6 | 98.1    | 98.4       | 101.4   | 91.8 | 99.9    | 100.3       | 104.2   | 92.0 |  |
| 9                | 98.2    | 98.5        | 101.5   | 92.1 | 99.0    | 99.3       | 102.5   | 92.4 | 100.4   | 100.9       | 104.8   | 92.5 |  |
| 10               | 98.4    | 98.7        | 101.8   | 92.1 | 99.1    | 99.4       | 102.6   | 92.4 | 100.7   | 101.2       | 105.2   | 92.5 |  |
| 11               | 98.9    | 99.2        | 102.3   | 92.5 | 99.2    | 99.5       | 102.7   | 92.8 | 101.0   | 101.5       | 105.4   | 92.9 |  |
| 12               | 99.1    | 99.4        | 102.5   | 92.8 | 99.3    | 99.6       | 102.7   | 93.0 | 101.1   | 101.6       | 105.5   | 93.1 |  |
| 2008 年 1 月       | 99.1    | 99.5        | 102.5   | 92.9 | 99.3    | 99.7       | 102.7   | 93.1 | 101.1   | 101.6       | 105.5   | 93.2 |  |
| 2                | 100.8   | 101.2       | 105.1   | 92.9 | 100.7   | 101.2      | 104.9   | 93.1 | 101.9   | 102.4       | 106.6   | 93.2 |  |
| 3                | 103.6   | 104.2       | 109.5   | 92.9 | 103.6   | 104.3      | 109.4   | 93.2 | 104.8   | 105.5       | 111.2   | 93.2 |  |
| 4                | 105.7   | 106.6       | 112.9   | 92.9 | 106.2   | 107.0      | 113.5   | 93.1 | 106.8   | 107.7       | 114.4   | 93.2 |  |
| 5                | 107.2   | 108.2       | 115.1   | 93.2 | 108.3   | 109.3      | 116.7   | 93.5 | 108.4   | 109.4       | 116.8   | 93.5 |  |
| 6                | P 108.8 | P 109.9     | P 117.6 | 93.2 | P 109.9 | P 111.0    | P 119.2 | 93.5 | P 109.8 | P 110.9     | P 119.0 | 93.6 |  |
| 7                | P 109.6 | P 110.7     | P 118.6 | 93.6 | P 110.6 | P 111.8    | P 120.1 | 93.8 | P 110.3 | P 111.4     | P 119.6 | 93.9 |  |

注) Pは暫定値  
Note: The 'P' denotes provisional data.

5. 都市別指数 (8) Index by cities

各都市平成12年平均=100  
2000 average=100

| 32               | 建物種類 Building type       |                              | 個人住宅 Individual house W 125㎡ 2/0 |                                 |                     |                              | 設備 Installation [E. P]   |                                 |                     |                              |                          |                                 |                     |
|------------------|--------------------------|------------------------------|----------------------------------|---------------------------------|---------------------|------------------------------|--------------------------|---------------------------------|---------------------|------------------------------|--------------------------|---------------------------------|---------------------|
|                  | 指数種類<br>Kind of<br>Index | 工事原価<br>Construction<br>cost | 純工事費<br>Net work<br>cost         | 建 築<br>Building<br>construction | 設 備<br>Installation | 工事原価<br>Construction<br>cost | 純工事費<br>Net work<br>cost | 建 築<br>Building<br>construction | 設 備<br>Installation | 工事原価<br>Construction<br>cost | 純工事費<br>Net work<br>cost | 建 築<br>Building<br>construction | 設 備<br>Installation |
|                  |                          |                              |                                  |                                 |                     |                              |                          |                                 |                     |                              |                          |                                 |                     |
| 都市<br>City       |                          |                              |                                  |                                 |                     |                              |                          |                                 |                     |                              |                          |                                 |                     |
| 年月<br>Year Month |                          |                              |                                  |                                 |                     |                              |                          |                                 |                     |                              |                          |                                 |                     |
| 2001年 平均         | 99.3                     | 99.3                         | 99.2                             | 99.6                            | 98.6                | 98.6                         | 98.4                     | 99.6                            | 98.9                | 99.0                         | 98.8                     | 99.5                            |                     |
| 2002             | 97.4                     | 97.6                         | 97.5                             | 98.1                            | 96.8                | 97.0                         | 96.8                     | 98.0                            | 97.4                | 97.6                         | 97.5                     | 97.9                            |                     |
| 2003             | 94.9                     | 95.0                         | 95.2                             | 94.4                            | 94.5                | 94.5                         | 94.6                     | 94.2                            | 95.1                | 95.2                         | 95.5                     | 94.0                            |                     |
| 2004             | 93.0                     | 92.9                         | 93.0                             | 92.4                            | 93.0                | 92.9                         | 93.0                     | 92.2                            | 93.5                | 93.4                         | 93.8                     | 91.9                            |                     |
| 2005             | 89.1                     | 88.7                         | 87.8                             | 92.8                            | 89.3                | 89.0                         | 88.1                     | 92.9                            | 89.7                | 89.4                         | 88.7                     | 92.4                            |                     |
| 2006             | 87.4                     | 86.9                         | 85.3                             | 93.6                            | 87.9                | 87.4                         | 85.9                     | 93.7                            | 87.8                | 87.4                         | 86.0                     | 93.2                            |                     |
| 2007             | 88.6                     | 88.2                         | 86.1                             | 97.3                            | 88.9                | 88.6                         | 86.6                     | 97.3                            | 88.9                | 88.6                         | 86.7                     | 96.6                            |                     |
| 2007年 7月         | 88.4                     | 88.0                         | 86.1                             | 96.5                            | 88.8                | 88.4                         | 86.6                     | 96.6                            | 88.8                | 88.5                         | 86.8                     | 96.0                            |                     |
| 8                | 88.4                     | 88.1                         | 85.9                             | 97.3                            | 88.8                | 88.5                         | 86.4                     | 97.4                            | 88.8                | 88.6                         | 86.7                     | 96.8                            |                     |
| 9                | 88.7                     | 88.4                         | 86.1                             | 98.3                            | 88.8                | 88.5                         | 86.3                     | 98.1                            | 88.9                | 88.6                         | 86.5                     | 97.4                            |                     |
| 10               | 88.8                     | 88.5                         | 86.1                             | 98.9                            | 89.0                | 88.6                         | 86.3                     | 98.8                            | 89.0                | 88.7                         | 86.6                     | 98.0                            |                     |
| 11               | 89.1                     | 88.8                         | 86.3                             | 99.6                            | 89.2                | 88.9                         | 86.5                     | 99.4                            | 89.2                | 88.9                         | 86.7                     | 98.6                            |                     |
| 12               | 89.1                     | 88.8                         | 86.2                             | 100.1                           | 89.3                | 89.0                         | 86.5                     | 99.9                            | 89.3                | 89.0                         | 86.7                     | 99.0                            |                     |
| 2008年 1月         | 89.2                     | 88.9                         | 86.4                             | 100.1                           | 89.4                | 89.2                         | 86.7                     | 99.9                            | 89.3                | 89.1                         | 86.8                     | 99.0                            |                     |
| 2                | 89.3                     | 89.0                         | 86.5                             | 100.1                           | 89.6                | 89.2                         | 86.8                     | 99.9                            | 89.4                | 89.1                         | 86.9                     | 99.0                            |                     |
| 3                | 89.4                     | 89.1                         | 86.5                             | 100.1                           | 89.6                | 89.3                         | 86.8                     | 100.0                           | 89.5                | 89.2                         | 87.0                     | 99.1                            |                     |
| 4                | 89.5                     | 89.2                         | 86.6                             | 100.1                           | 89.7                | 89.4                         | 86.9                     | 100.0                           | 89.6                | 89.3                         | 87.1                     | 99.1                            |                     |
| 5                | 89.6                     | 89.3                         | 86.8                             | 100.6                           | 89.8                | 89.5                         | 87.0                     | 100.5                           | 89.7                | 89.5                         | 87.2                     | 99.6                            |                     |
| 6                | P 89.9                   | P 89.7                       | P 87.1                           | 100.7                           | P 90.1              | P 89.9                       | P 87.4                   | 100.7                           | P 89.9              | P 89.7                       | P 87.4                   | 99.6                            |                     |
| 7                | P 90.2                   | P 90.0                       | P 87.3                           | 101.7                           | P 90.3              | P 90.1                       | P 87.5                   | 101.7                           | P 90.1              | P 89.9                       | P 87.5                   | 100.5                           |                     |

| 都市<br>City | 広 島 Hiroshima    |        |        |       | 高 松 Takamatsu |        |        |       | 金 沢 Kanazawa |        |        |       |  |
|------------|------------------|--------|--------|-------|---------------|--------|--------|-------|--------------|--------|--------|-------|--|
|            | 年月<br>Year Month |        |        |       |               |        |        |       |              |        |        |       |  |
|            |                  |        |        |       |               |        |        |       |              |        |        |       |  |
| 2001年 平均   | 98.8             | 98.8   | 98.6   | 99.6  | 98.8          | 98.8   | 98.6   | 99.5  | 98.8         | 98.8   | 98.7   | 99.4  |  |
| 2002       | 97.0             | 97.2   | 97.0   | 98.2  | 96.9          | 97.1   | 96.9   | 98.1  | 97.1         | 97.3   | 97.2   | 97.6  |  |
| 2003       | 94.7             | 94.7   | 94.8   | 94.4  | 94.6          | 94.7   | 94.8   | 94.3  | 94.8         | 94.8   | 95.1   | 93.8  |  |
| 2004       | 93.0             | 92.9   | 93.0   | 92.4  | 92.8          | 92.7   | 92.8   | 92.3  | 93.0         | 92.9   | 93.1   | 91.7  |  |
| 2005       | 89.4             | 89.0   | 88.1   | 93.1  | 89.0          | 88.7   | 87.7   | 92.9  | 89.3         | 88.9   | 88.2   | 92.2  |  |
| 2006       | 88.2             | 87.7   | 86.2   | 94.1  | 87.2          | 86.7   | 85.0   | 94.0  | 87.5         | 86.9   | 85.5   | 93.1  |  |
| 2007       | 89.4             | 89.1   | 87.1   | 97.6  | 88.3          | 87.9   | 85.7   | 97.6  | 88.5         | 88.1   | 86.2   | 96.6  |  |
| 2007年 7月   | 89.3             | 89.0   | 87.1   | 97.0  | 88.2          | 87.8   | 85.7   | 97.0  | 88.3         | 87.9   | 86.1   | 95.9  |  |
| 8          | 89.3             | 89.0   | 87.0   | 97.8  | 88.2          | 87.9   | 85.6   | 97.8  | 88.4         | 88.0   | 86.0   | 96.7  |  |
| 9          | 89.4             | 89.0   | 86.9   | 98.4  | 88.4          | 88.0   | 85.6   | 98.3  | 88.5         | 88.1   | 86.0   | 97.3  |  |
| 10         | 89.5             | 89.2   | 87.0   | 99.0  | 88.5          | 88.1   | 85.6   | 98.9  | 88.6         | 88.2   | 86.0   | 98.0  |  |
| 11         | 89.7             | 89.5   | 87.1   | 99.7  | 88.8          | 88.4   | 85.8   | 99.6  | 88.9         | 88.5   | 86.2   | 98.6  |  |
| 12         | 89.8             | 89.5   | 87.1   | 100.1 | 88.8          | 88.4   | 85.7   | 100.0 | 88.9         | 88.5   | 86.0   | 99.1  |  |
| 2008年 1月   | 89.9             | 89.6   | 87.2   | 100.1 | 88.9          | 88.5   | 85.9   | 100.0 | 89.0         | 88.6   | 86.2   | 99.1  |  |
| 2          | 90.0             | 89.7   | 87.3   | 100.1 | 89.0          | 88.7   | 86.0   | 100.0 | 89.0         | 88.6   | 86.2   | 99.1  |  |
| 3          | 90.1             | 89.7   | 87.4   | 100.1 | 89.1          | 88.7   | 86.1   | 100.0 | 89.1         | 88.7   | 86.3   | 99.1  |  |
| 4          | 90.1             | 89.8   | 87.5   | 100.1 | 89.1          | 88.8   | 86.2   | 100.0 | 89.2         | 88.8   | 86.5   | 99.1  |  |
| 5          | 90.3             | 90.0   | 87.6   | 100.6 | 89.3          | 89.0   | 86.4   | 100.5 | 89.4         | 89.0   | 86.6   | 99.6  |  |
| 6          | P 90.4           | P 90.2 | P 87.8 | 100.5 | P 89.5        | P 89.2 | P 86.5 | 100.6 | P 89.5       | P 89.2 | P 86.8 | 99.5  |  |
| 7          | P 90.6           | P 90.4 | P 87.9 | 101.5 | P 89.7        | P 89.4 | P 86.6 | 101.6 | P 89.8       | P 89.5 | P 87.0 | 100.4 |  |

| 都市<br>City | 新 潟 Niigata      |        |        |       | 仙 台 Sendai |        |        |       | 札 幌 Sapporo |        |        |       |  |
|------------|------------------|--------|--------|-------|------------|--------|--------|-------|-------------|--------|--------|-------|--|
|            | 年月<br>Year Month |        |        |       |            |        |        |       |             |        |        |       |  |
|            |                  |        |        |       |            |        |        |       |             |        |        |       |  |
| 2001年 平均   | 98.8             | 98.8   | 98.7   | 99.4  | 99.0       | 99.0   | 98.9   | 99.5  | 98.7        | 98.7   | 98.5   | 99.6  |  |
| 2002       | 97.1             | 97.3   | 97.1   | 97.9  | 97.3       | 97.5   | 97.4   | 97.9  | 96.9        | 97.2   | 96.9   | 98.1  |  |
| 2003       | 94.6             | 94.7   | 94.8   | 94.1  | 95.0       | 95.1   | 95.3   | 94.1  | 94.9        | 95.0   | 95.2   | 94.2  |  |
| 2004       | 92.8             | 92.7   | 92.9   | 92.1  | 93.0       | 92.9   | 93.1   | 92.1  | 93.5        | 93.5   | 93.8   | 92.1  |  |
| 2005       | 88.8             | 88.4   | 87.5   | 92.6  | 89.2       | 88.9   | 88.0   | 92.7  | 89.9        | 89.6   | 88.9   | 92.7  |  |
| 2006       | 86.9             | 86.3   | 84.7   | 93.3  | 87.4       | 86.9   | 85.4   | 93.5  | 88.3        | 87.8   | 86.5   | 93.7  |  |
| 2007       | 88.0             | 87.6   | 85.5   | 96.7  | 88.4       | 88.0   | 86.0   | 97.0  | 89.2        | 88.9   | 87.0   | 97.2  |  |
| 2007年 7月   | 87.8             | 87.4   | 85.4   | 96.1  | 88.2       | 87.9   | 85.9   | 96.3  | 89.1        | 88.9   | 87.1   | 96.6  |  |
| 8          | 87.9             | 87.5   | 85.3   | 96.9  | 88.3       | 88.0   | 85.9   | 97.1  | 89.1        | 88.9   | 86.9   | 97.5  |  |
| 9          | 88.0             | 87.6   | 85.3   | 97.5  | 88.4       | 88.0   | 85.8   | 97.8  | 89.2        | 88.8   | 86.7   | 98.0  |  |
| 10         | 88.1             | 87.7   | 85.3   | 98.2  | 88.5       | 88.1   | 85.8   | 98.4  | 89.3        | 89.0   | 86.8   | 98.6  |  |
| 11         | 88.5             | 88.1   | 85.6   | 98.8  | 88.8       | 88.4   | 86.0   | 99.1  | 89.6        | 89.2   | 86.9   | 99.3  |  |
| 12         | 88.5             | 88.1   | 85.6   | 99.3  | 88.8       | 88.4   | 85.9   | 99.5  | 89.6        | 89.3   | 86.9   | 99.8  |  |
| 2008年 1月   | 88.6             | 88.3   | 85.8   | 99.3  | 88.8       | 88.5   | 86.0   | 99.5  | 89.7        | 89.4   | 87.0   | 99.8  |  |
| 2          | 88.7             | 88.3   | 85.8   | 99.3  | 89.0       | 88.6   | 86.1   | 99.5  | 89.7        | 89.4   | 87.0   | 99.8  |  |
| 3          | 88.7             | 88.3   | 85.8   | 99.3  | 89.0       | 88.7   | 86.2   | 99.6  | 89.8        | 89.4   | 87.1   | 99.7  |  |
| 4          | 88.8             | 88.4   | 85.9   | 99.3  | 89.1       | 88.7   | 86.2   | 99.6  | 89.8        | 89.5   | 87.2   | 99.7  |  |
| 5          | 89.0             | 88.7   | 86.1   | 99.8  | 89.2       | 88.9   | 86.3   | 100.1 | 89.9        | 89.7   | 87.2   | 100.2 |  |
| 6          | P 89.1           | P 88.8 | P 86.3 | 99.8  | P 89.3     | P 89.0 | P 86.5 | 100.1 | P 90.1      | P 89.8 | P 87.4 | 100.2 |  |
| 7          | P 89.4           | P 89.1 | P 86.5 | 100.7 | P 89.6     | P 89.4 | P 86.7 | 101.0 | P 90.3      | P 90.1 | P 87.5 | 101.2 |  |

注) Pは暫定値  
Note: The 'P' denotes provisional data.

5. 都市別指数 (9) Index by cities

各都市平成12年平均=100  
2000 average=100

| 35               | 建物種類 Building type       |                              | 構造別平均 (SRC)              |                     |                     |                              |                          |                     |                     |                              |                          |        |  |
|------------------|--------------------------|------------------------------|--------------------------|---------------------|---------------------|------------------------------|--------------------------|---------------------|---------------------|------------------------------|--------------------------|--------|--|
|                  | 指数種類<br>Kind of<br>Index | 工事原価<br>Construction<br>cost | 純工事費<br>Net work<br>cost | 建 築                 |                     | 工事原価<br>Construction<br>cost | 純工事費<br>Net work<br>cost | 建 築                 |                     | 工事原価<br>Construction<br>cost | 純工事費<br>Net work<br>cost | 建 築    |  |
|                  |                          |                              |                          | 設 備<br>Installation | 設 備<br>Installation |                              |                          | 設 備<br>Installation | 設 備<br>Installation |                              |                          |        |  |
| 都市<br>City       | 大 阪 Osaka                |                              |                          |                     | 名 古 屋 Nagoya        |                              |                          |                     | 福 岡 Fukuoka         |                              |                          |        |  |
| 年月<br>Year Month | 大 阪 Osaka                |                              |                          |                     | 名 古 屋 Nagoya        |                              |                          |                     | 福 岡 Fukuoka         |                              |                          |        |  |
| 2001年 平均         | 98.3                     | 98.2                         | 98.0                     | 98.7                | 98.1                | 98.0                         | 97.7                     | 98.6                | 98.8                | 98.8                         | 98.9                     | 98.4   |  |
| 2002             | 95.9                     | 96.0                         | 95.6                     | 96.9                | 95.9                | 96.0                         | 95.6                     | 96.8                | 96.8                | 97.0                         | 97.2                     | 96.5   |  |
| 2003             | 94.1                     | 94.1                         | 94.4                     | 93.2                | 94.1                | 94.1                         | 94.5                     | 93.1                | 95.1                | 95.2                         | 96.3                     | 92.7   |  |
| 2004             | 94.7                     | 94.6                         | 96.2                     | 91.1                | 95.4                | 95.4                         | 97.1                     | 91.2                | 96.3                | 96.4                         | 98.9                     | 90.7   |  |
| 2005             | 93.5                     | 93.4                         | 94.4                     | 90.9                | 94.3                | 94.2                         | 95.6                     | 91.1                | 95.1                | 95.2                         | 97.2                     | 90.5   |  |
| 2006             | 93.9                     | 93.7                         | 94.6                     | 91.7                | 95.0                | 94.9                         | 96.3                     | 91.8                | 95.0                | 95.0                         | 96.6                     | 91.2   |  |
| 2007             | 96.2                     | 96.4                         | 97.6                     | 93.5                | 97.2                | 97.3                         | 98.9                     | 93.6                | 96.8                | 97.0                         | 98.8                     | 92.8   |  |
| 2007年 7月         | 96.1                     | 96.2                         | 97.4                     | 93.2                | 97.0                | 97.2                         | 98.9                     | 93.2                | 96.7                | 96.9                         | 98.7                     | 92.5   |  |
| 8                | 96.3                     | 96.4                         | 97.6                     | 93.5                | 97.1                | 97.3                         | 98.9                     | 93.6                | 96.8                | 97.1                         | 98.8                     | 92.9   |  |
| 9                | 97.0                     | 97.2                         | 98.5                     | 94.1                | 97.7                | 97.9                         | 99.5                     | 94.1                | 97.5                | 97.7                         | 99.6                     | 93.3   |  |
| 10               | 97.0                     | 97.2                         | 98.5                     | 94.1                | 97.8                | 98.0                         | 99.7                     | 94.2                | 97.6                | 97.8                         | 99.7                     | 93.3   |  |
| 11               | 97.3                     | 97.5                         | 98.7                     | 94.6                | 98.0                | 98.3                         | 99.8                     | 94.6                | 97.7                | 98.0                         | 99.8                     | 93.7   |  |
| 12               | 97.5                     | 97.7                         | 98.9                     | 94.9                | 98.1                | 98.4                         | 99.9                     | 94.9                | 97.8                | 98.1                         | 99.8                     | 94.0   |  |
| 2008年 1月         | 97.4                     | 97.7                         | 98.9                     | 94.8                | 98.3                | 98.5                         | 100.1                    | 94.9                | 97.8                | 98.1                         | 99.8                     | 94.0   |  |
| 2                | 98.5                     | 98.8                         | 100.5                    | 94.7                | 99.4                | 99.7                         | 101.8                    | 94.8                | 98.9                | 99.2                         | 101.5                    | 93.9   |  |
| 3                | 100.7                    | 101.1                        | 103.9                    | 94.5                | 101.5               | 101.9                        | 105.1                    | 94.6                | 101.0               | 101.5                        | 104.8                    | 93.7   |  |
| 4                | 102.3                    | 102.9                        | 106.3                    | 94.8                | 103.0               | 103.6                        | 107.3                    | 94.9                | 102.8               | 103.4                        | 107.4                    | 94.1   |  |
| 5                | 103.3                    | 104.0                        | 107.8                    | 95.2                | 104.0               | 104.7                        | 108.7                    | 95.2                | 103.8               | 104.6                        | 108.9                    | 94.4   |  |
| 6                | P 104.6                  | P 105.4                      | P 109.8                  | P 95.2              | P 105.2             | P 106.0                      | P 110.5                  | P 95.3              | P 104.9             | P 105.7                      | P 110.6                  | P 94.3 |  |
| 7                | P 105.1                  | P 105.9                      | P 110.3                  | P 95.7              | P 105.9             | P 106.8                      | P 111.5                  | P 95.8              | P 105.1             | P 106.0                      | P 110.8                  | P 94.8 |  |

| 都市<br>City | 広 島 Hiroshima    |               |         |        | 高 松 Takamatsu |               |         |        | 金 沢 Kanazawa |              |         |        |
|------------|------------------|---------------|---------|--------|---------------|---------------|---------|--------|--------------|--------------|---------|--------|
|            | 年月<br>Year Month | 広 島 Hiroshima |         |        |               | 高 松 Takamatsu |         |        |              | 金 沢 Kanazawa |         |        |
| 2001年 平均   | 98.3             | 98.2          | 98.0    | 98.6   | 98.1          | 98.0          | 97.8    | 98.4   | 98.4         | 98.3         | 98.3    | 98.4   |
| 2002       | 95.8             | 95.9          | 95.5    | 96.8   | 95.6          | 95.7          | 95.3    | 96.6   | 96.4         | 96.5         | 96.5    | 96.3   |
| 2003       | 93.8             | 93.7          | 94.0    | 93.1   | 93.9          | 93.8          | 94.2    | 92.9   | 94.3         | 94.3         | 95.0    | 92.7   |
| 2004       | 94.3             | 94.2          | 95.6    | 91.1   | 94.7          | 94.6          | 96.2    | 90.8   | 94.9         | 94.8         | 96.6    | 90.6   |
| 2005       | 93.4             | 93.2          | 94.2    | 91.0   | 93.3          | 93.1          | 94.3    | 90.4   | 94.4         | 94.3         | 96.0    | 90.2   |
| 2006       | 95.2             | 95.1          | 96.6    | 91.7   | 93.2          | 93.0          | 93.8    | 91.2   | 94.4         | 94.3         | 95.7    | 90.9   |
| 2007       | 97.5             | 97.7          | 99.6    | 93.4   | 95.0          | 95.0          | 95.9    | 92.9   | 95.9         | 96.0         | 97.4    | 92.7   |
| 2007年 7月   | 97.4             | 97.6          | 99.5    | 93.1   | 94.9          | 94.9          | 95.9    | 92.6   | 95.7         | 95.7         | 97.2    | 92.4   |
| 8          | 97.5             | 97.8          | 99.6    | 93.4   | 95.1          | 95.1          | 96.0    | 92.9   | 95.8         | 95.9         | 97.2    | 92.7   |
| 9          | 98.1             | 98.3          | 100.2   | 93.7   | 95.6          | 95.6          | 96.6    | 93.2   | 96.5         | 96.6         | 98.1    | 93.2   |
| 10         | 98.3             | 98.5          | 100.5   | 93.8   | 95.8          | 95.8          | 96.9    | 93.3   | 96.6         | 96.6         | 98.1    | 93.2   |
| 11         | 98.5             | 98.8          | 100.7   | 94.2   | 96.0          | 96.1          | 97.1    | 93.7   | 96.8         | 96.9         | 98.2    | 93.6   |
| 12         | 98.6             | 98.9          | 100.7   | 94.6   | 96.1          | 96.2          | 97.1    | 94.1   | 96.9         | 97.0         | 98.2    | 94.0   |
| 2008年 1月   | 98.6             | 98.8          | 100.7   | 94.6   | 96.0          | 96.1          | 97.0    | 94.0   | 96.9         | 97.0         | 98.3    | 94.0   |
| 2          | 99.6             | 99.9          | 102.2   | 94.5   | 97.2          | 97.3          | 98.7    | 93.9   | 98.0         | 98.1         | 99.9    | 93.9   |
| 3          | 101.8            | 102.3         | 105.7   | 94.2   | 99.4          | 99.7          | 102.3   | 93.7   | 99.9         | 100.1        | 102.9   | 93.7   |
| 4          | 103.6            | 104.2         | 108.4   | 94.5   | 101.3         | 101.8         | 105.1   | 94.0   | 101.3        | 101.7        | 105.0   | 94.0   |
| 5          | 104.8            | 105.6         | 110.2   | 94.8   | 102.5         | 103.1         | 106.8   | 94.3   | 102.4        | 103.0        | 106.7   | 94.2   |
| 6          | P 105.8          | P 106.7       | P 111.7 | P 94.8 | P 103.6       | P 104.3       | P 108.5 | P 94.4 | P 103.5      | P 104.1      | P 108.3 | P 94.2 |
| 7          | P 106.3          | P 107.1       | P 112.2 | P 95.3 | P 104.1       | P 104.7       | P 109.0 | P 94.9 | P 104.1      | P 104.8      | P 109.1 | P 94.7 |

| 都市<br>City | 新 潟 Niigata      |             |         |        | 仙 台 Sendai |            |         |        | 札 幌 Sapporo |             |         |        |
|------------|------------------|-------------|---------|--------|------------|------------|---------|--------|-------------|-------------|---------|--------|
|            | 年月<br>Year Month | 新 潟 Niigata |         |        |            | 仙 台 Sendai |         |        |             | 札 幌 Sapporo |         |        |
| 2001年 平均   | 98.3             | 98.3        | 98.2    | 98.4   | 99.2       | 99.2       | 99.5    | 98.7   | 98.2        | 98.1        | 97.9    | 98.7   |
| 2002       | 96.1             | 96.2        | 96.1    | 96.4   | 97.0       | 97.2       | 97.4    | 96.8   | 95.8        | 95.9        | 95.4    | 96.9   |
| 2003       | 93.9             | 93.9        | 94.3    | 92.8   | 94.7       | 94.7       | 95.5    | 93.0   | 94.9        | 95.0        | 95.8    | 93.1   |
| 2004       | 94.4             | 94.3        | 95.8    | 90.8   | 94.3       | 94.2       | 95.6    | 91.0   | 96.7        | 96.8        | 99.3    | 91.1   |
| 2005       | 92.8             | 92.6        | 93.5    | 90.4   | 93.5       | 93.4       | 94.5    | 90.8   | 96.6        | 96.7        | 99.2    | 90.9   |
| 2006       | 92.4             | 92.1        | 92.6    | 91.0   | 93.6       | 93.4       | 94.3    | 91.4   | 96.6        | 96.6        | 98.8    | 91.6   |
| 2007       | 94.1             | 94.1        | 94.7    | 92.6   | 95.0       | 95.0       | 95.8    | 93.1   | 97.7        | 98.0        | 99.9    | 93.3   |
| 2007年 7月   | 93.8             | 93.7        | 94.3    | 92.3   | 94.8       | 94.8       | 95.7    | 92.8   | 97.6        | 97.9        | 99.9    | 93.0   |
| 8          | 94.1             | 94.0        | 94.6    | 92.6   | 94.9       | 94.9       | 95.7    | 93.1   | 97.8        | 98.0        | 100.0   | 93.4   |
| 9          | 94.6             | 94.6        | 95.2    | 93.1   | 95.5       | 95.5       | 96.3    | 93.6   | 97.9        | 98.1        | 100.0   | 93.8   |
| 10         | 94.8             | 94.8        | 95.5    | 93.2   | 95.5       | 95.6       | 96.4    | 93.6   | 98.2        | 98.4        | 100.4   | 93.9   |
| 11         | 95.4             | 95.4        | 96.1    | 93.6   | 95.7       | 95.7       | 96.5    | 94.0   | 98.4        | 98.6        | 100.5   | 94.3   |
| 12         | 95.6             | 95.6        | 96.3    | 94.0   | 95.8       | 95.8       | 96.4    | 94.4   | 98.5        | 98.8        | 100.6   | 94.6   |
| 2008年 1月   | 95.6             | 95.7        | 96.4    | 93.9   | 95.7       | 95.8       | 96.5    | 94.3   | 98.5        | 98.8        | 100.6   | 94.6   |
| 2          | 96.7             | 96.8        | 98.1    | 93.8   | 96.8       | 96.9       | 98.0    | 94.2   | 99.0        | 99.3        | 101.3   | 94.5   |
| 3          | 98.3             | 98.5        | 100.6   | 93.6   | 98.5       | 98.7       | 100.7   | 94.1   | 100.7       | 101.1       | 104.0   | 94.2   |
| 4          | 99.8             | 100.1       | 102.8   | 93.9   | 100.1      | 100.5      | 103.1   | 94.4   | 102.1       | 102.6       | 106.1   | 94.5   |
| 5          | 100.8            | 101.3       | 104.3   | 94.2   | 101.4      | 101.9      | 105.0   | 94.7   | 103.1       | 103.7       | 107.6   | 94.8   |
| 6          | P 102.0          | P 102.6     | P 106.2 | P 94.2 | P 102.6    | P 103.2    | P 106.8 | P 94.7 | P 104.2     | P 104.9     | P 109.2 | P 94.9 |
| 7          | P 102.7          | P 103.3     | P 107.0 | P 94.6 | P 103.2    | P 103.8    | P 107.5 | P 95.2 | P 104.7     | P 105.4     | P 109.7 | P 95.3 |

注) Pは暫定値  
Note: The 'P' denotes provisional data.

5. 都市別指数 (10) Index by cities

各都市平成12年平均=100  
2000 average=100

| 36            | 建物種類 Building type | 構造別平均 (RC)             |                    |                          |                 |                        |                    |                          |                 |                        |                    |                          |                 |
|---------------|--------------------|------------------------|--------------------|--------------------------|-----------------|------------------------|--------------------|--------------------------|-----------------|------------------------|--------------------|--------------------------|-----------------|
|               |                    | 指数種類 Kind of Index     |                    |                          |                 | 工事原価 Construction cost |                    |                          |                 | 純工事費 Net work cost     |                    |                          |                 |
|               |                    | 工事原価 Construction cost | 純工事費 Net work cost | 建築 Building construction | 設備 Installation | 工事原価 Construction cost | 純工事費 Net work cost | 建築 Building construction | 設備 Installation | 工事原価 Construction cost | 純工事費 Net work cost | 建築 Building construction | 設備 Installation |
| 都市 City       | 大阪 Osaka           |                        |                    |                          | 名古屋 Nagoya      |                        |                    |                          | 福岡 Fukuoka      |                        |                    |                          |                 |
| 年月 Year Month |                    |                        |                    |                          |                 |                        |                    |                          |                 |                        |                    |                          |                 |
| 2001年 平均      | 98.1               | 98.1                   | 97.8               | 98.9                     | 97.9            | 97.8                   | 97.5               | 98.8                     | 98.9            | 98.9                   | 98.9               | 98.7                     |                 |
| 2002          | 95.6               | 95.6                   | 95.1               | 97.1                     | 95.6            | 95.7                   | 95.2               | 97.0                     | 96.9            | 97.1                   | 97.2               | 96.7                     |                 |
| 2003          | 93.3               | 93.2                   | 93.1               | 93.5                     | 93.5            | 93.4                   | 93.4               | 93.4                     | 94.8            | 94.9                   | 95.5               | 93.0                     |                 |
| 2004          | 92.4               | 92.2                   | 92.3               | 91.7                     | 93.2            | 93.0                   | 93.5               | 91.7                     | 94.5            | 94.4                   | 95.6               | 91.3                     |                 |
| 2005          | 90.9               | 90.5                   | 90.1               | 91.8                     | 91.8            | 91.6                   | 91.4               | 92.0                     | 92.8            | 92.7                   | 93.1               | 91.4                     |                 |
| 2006          | 91.3               | 91.0                   | 90.3               | 92.7                     | 92.8            | 92.5                   | 92.4               | 92.9                     | 92.8            | 92.6                   | 92.7               | 92.2                     |                 |
| 2007          | 93.8               | 93.8                   | 93.3               | 94.9                     | 95.1            | 95.2                   | 95.2               | 95.0                     | 94.9            | 94.9                   | 95.2               | 94.2                     |                 |
| 2007年 7月      | 93.8               | 93.7                   | 93.4               | 94.6                     | 95.1            | 95.2                   | 95.3               | 94.7                     | 94.9            | 95.0                   | 95.4               | 93.9                     |                 |
| 8             | 93.9               | 93.9                   | 93.5               | 95.0                     | 95.2            | 95.2                   | 95.3               | 95.1                     | 95.0            | 95.1                   | 95.4               | 94.3                     |                 |
| 9             | 94.5               | 94.4                   | 94.0               | 95.6                     | 95.6            | 95.6                   | 95.6               | 95.6                     | 95.4            | 95.5                   | 95.8               | 94.7                     |                 |
| 10            | 94.4               | 94.4                   | 94.0               | 95.6                     | 95.6            | 95.6                   | 95.6               | 95.6                     | 95.4            | 95.5                   | 95.8               | 94.7                     |                 |
| 11            | 94.6               | 94.6                   | 94.1               | 96.1                     | 95.7            | 95.8                   | 95.7               | 96.1                     | 95.6            | 95.7                   | 95.8               | 95.2                     |                 |
| 12            | 94.8               | 94.8                   | 94.3               | 96.4                     | 95.8            | 95.9                   | 95.7               | 96.4                     | 95.7            | 95.7                   | 95.8               | 95.5                     |                 |
| 2008年 1月      | 94.8               | 94.8                   | 94.2               | 96.4                     | 96.0            | 96.1                   | 96.0               | 96.4                     | 95.6            | 95.8                   | 95.9               | 95.5                     |                 |
| 2             | 95.3               | 95.4                   | 95.0               | 96.4                     | 96.6            | 96.7                   | 96.8               | 96.4                     | 96.3            | 96.5                   | 96.8               | 95.4                     |                 |
| 3             | 96.3               | 96.4                   | 96.4               | 96.2                     | 97.5            | 97.6                   | 98.1               | 96.3                     | 97.3            | 97.4                   | 98.2               | 95.4                     |                 |
| 4             | 97.2               | 97.3                   | 97.6               | 96.4                     | 98.4            | 98.6                   | 99.4               | 96.5                     | 98.2            | 98.5                   | 99.5               | 95.6                     |                 |
| 5             | 97.8               | 98.1                   | 98.5               | 96.8                     | 99.0            | 99.4                   | 100.3              | 96.9                     | 98.9            | 99.3                   | 100.5              | 96.0                     |                 |
| 6             | P 99.2             | P 99.6                 | P 100.6            | P 96.9                   | P 100.2         | P 100.7                | P 102.0            | P 97.0                   | P 99.8          | P 100.3                | P 101.9            | P 95.9                   |                 |
| 7             | P 99.8             | P 100.2                | P 101.2            | P 97.5                   | P 100.9         | P 101.4                | P 102.8            | P 97.6                   | P 100.1         | P 100.6                | P 102.1            | P 96.5                   |                 |

| 都市 City       | 広島 Hiroshima |         |         |        | 高松 Takamatsu |        |        |        | 金沢 Kanazawa |        |         |        |
|---------------|--------------|---------|---------|--------|--------------|--------|--------|--------|-------------|--------|---------|--------|
| 年月 Year Month |              |         |         |        |              |        |        |        |             |        |         |        |
| 2001年 平均      | 98.2         | 98.1    | 97.8    | 98.8   | 98.1         | 98.0   | 97.8   | 98.7   | 98.5        | 98.4   | 98.3    | 98.6   |
| 2002          | 95.6         | 95.7    | 95.2    | 97.0   | 95.3         | 95.4   | 94.8   | 96.9   | 96.2        | 96.3   | 96.2    | 96.5   |
| 2003          | 93.1         | 93.0    | 92.8    | 93.4   | 93.1         | 93.0   | 93.0   | 93.3   | 93.8        | 93.8   | 94.1    | 92.9   |
| 2004          | 92.0         | 91.8    | 91.8    | 91.7   | 92.4         | 92.2   | 92.5   | 91.4   | 93.0        | 92.8   | 93.5    | 91.1   |
| 2005          | 90.8         | 90.4    | 89.8    | 92.0   | 90.7         | 90.3   | 89.9   | 91.4   | 92.1        | 91.8   | 92.1    | 91.0   |
| 2006          | 92.7         | 92.4    | 92.3    | 92.8   | 90.6         | 90.2   | 89.4   | 92.4   | 92.2        | 91.8   | 91.8    | 92.0   |
| 2007          | 95.4         | 95.4    | 95.6    | 94.9   | 92.6         | 92.4   | 91.6   | 94.4   | 93.8        | 93.6   | 93.5    | 94.0   |
| 2007年 7月      | 95.4         | 95.4    | 95.7    | 94.6   | 92.6         | 92.5   | 91.8   | 94.2   | 93.6        | 93.5   | 93.4    | 93.7   |
| 8             | 95.5         | 95.6    | 95.8    | 95.0   | 92.7         | 92.5   | 91.8   | 94.6   | 93.7        | 93.6   | 93.4    | 94.1   |
| 9             | 95.8         | 95.9    | 96.1    | 95.3   | 93.1         | 92.9   | 92.2   | 94.9   | 94.3        | 94.2   | 94.0    | 94.6   |
| 10            | 95.9         | 96.0    | 96.2    | 95.4   | 93.2         | 93.0   | 92.3   | 94.9   | 94.3        | 94.2   | 94.0    | 94.6   |
| 11            | 96.1         | 96.2    | 96.3    | 95.8   | 93.3         | 93.2   | 92.4   | 95.4   | 94.5        | 94.4   | 94.1    | 95.1   |
| 12            | 96.2         | 96.3    | 96.3    | 96.3   | 93.4         | 93.3   | 92.4   | 95.7   | 94.5        | 94.4   | 94.1    | 95.5   |
| 2008年 1月      | 96.1         | 96.3    | 96.3    | 96.2   | 93.3         | 93.2   | 92.3   | 95.7   | 94.5        | 94.5   | 94.1    | 95.5   |
| 2             | 96.8         | 96.9    | 97.1    | 96.2   | 94.1         | 94.0   | 93.4   | 95.7   | 95.2        | 95.1   | 95.0    | 95.4   |
| 3             | 97.8         | 98.0    | 98.7    | 96.0   | 95.1         | 95.0   | 94.9   | 95.5   | 95.9        | 95.9   | 96.1    | 95.3   |
| 4             | 98.7         | 99.0    | 100.0   | 96.2   | 96.1         | 96.2   | 96.3   | 95.7   | 96.8        | 96.9   | 97.4    | 95.5   |
| 5             | 99.6         | 100.0   | 101.3   | 96.6   | 96.9         | 97.1   | 97.4   | 96.1   | 97.5        | 97.7   | 98.4    | 95.8   |
| 6             | P 100.4      | P 100.9 | P 102.5 | P 96.6 | P 97.8       | P 98.1 | P 98.7 | P 96.3 | P 98.4      | P 98.7 | P 99.7  | P 95.8 |
| 7             | P 100.8      | P 101.2 | P 102.7 | P 97.2 | P 98.2       | P 98.5 | P 99.1 | P 96.9 | P 99.0      | P 99.3 | P 100.4 | P 96.4 |

| 都市 City       | 新潟 Niigata |        |        |        | 仙台 Sendai |        |        |        | 札幌 Sapporo |         |         |        |
|---------------|------------|--------|--------|--------|-----------|--------|--------|--------|------------|---------|---------|--------|
| 年月 Year Month |            |        |        |        |           |        |        |        |            |         |         |        |
| 2001年 平均      | 98.3       | 98.3   | 98.1   | 98.6   | 99.2      | 99.2   | 99.4   | 98.8   | 98.1       | 98.1    | 97.7    | 98.9   |
| 2002          | 95.8       | 95.9   | 95.7   | 96.6   | 97.0      | 97.2   | 97.3   | 96.9   | 95.7       | 95.7    | 95.2    | 97.1   |
| 2003          | 93.3       | 93.2   | 93.3   | 93.0   | 94.4      | 94.4   | 94.8   | 93.3   | 94.6       | 94.6    | 95.0    | 93.4   |
| 2004          | 92.2       | 92.0   | 92.2   | 91.3   | 92.3      | 92.1   | 92.3   | 91.5   | 95.3       | 95.3    | 96.6    | 91.6   |
| 2005          | 90.1       | 89.7   | 89.1   | 91.3   | 91.0      | 90.7   | 90.3   | 91.7   | 94.6       | 94.6    | 95.6    | 91.8   |
| 2006          | 89.9       | 89.4   | 88.4   | 92.0   | 91.1      | 90.7   | 90.0   | 92.4   | 94.5       | 94.4    | 95.1    | 92.7   |
| 2007          | 91.9       | 91.6   | 90.7   | 94.0   | 92.7      | 92.5   | 91.8   | 94.5   | 96.0       | 96.1    | 96.6    | 94.7   |
| 2007年 7月      | 91.6       | 91.3   | 90.5   | 93.7   | 92.6      | 92.5   | 91.9   | 94.2   | 96.0       | 96.2    | 96.8    | 94.4   |
| 8             | 91.9       | 91.7   | 90.8   | 94.1   | 92.7      | 92.6   | 91.8   | 94.5   | 96.1       | 96.2    | 96.7    | 94.8   |
| 9             | 92.2       | 92.0   | 91.1   | 94.6   | 93.1      | 92.9   | 92.1   | 95.0   | 96.0       | 96.1    | 96.4    | 95.3   |
| 10            | 92.4       | 92.2   | 91.3   | 94.6   | 93.1      | 93.0   | 92.2   | 95.1   | 96.3       | 96.4    | 96.8    | 95.3   |
| 11            | 93.0       | 92.8   | 92.0   | 95.1   | 93.3      | 93.2   | 92.3   | 95.5   | 96.5       | 96.6    | 96.9    | 95.8   |
| 12            | 93.2       | 93.1   | 92.2   | 95.5   | 93.4      | 93.2   | 92.3   | 95.9   | 96.6       | 96.7    | 96.9    | 96.1   |
| 2008年 1月      | 93.2       | 93.1   | 92.3   | 95.5   | 93.4      | 93.3   | 92.3   | 95.9   | 96.6       | 96.7    | 96.9    | 96.1   |
| 2             | 93.9       | 93.8   | 93.2   | 95.4   | 94.1      | 94.0   | 93.3   | 95.8   | 96.9       | 97.0    | 97.4    | 96.1   |
| 3             | 94.6       | 94.6   | 94.3   | 95.3   | 94.9      | 94.9   | 94.5   | 95.8   | 97.7       | 97.8    | 98.6    | 95.9   |
| 4             | 95.4       | 95.4   | 95.4   | 95.5   | 95.7      | 95.8   | 95.7   | 95.9   | 98.5       | 98.8    | 99.7    | 96.1   |
| 5             | 96.1       | 96.2   | 96.4   | 95.9   | 96.3      | 96.4   | 96.4   | 96.4   | 99.1       | 99.4    | 100.4   | 96.5   |
| 6             | P 97.1     | P 97.3 | P 97.8 | P 95.9 | P 97.2    | P 97.4 | P 97.8 | P 96.3 | P 99.9     | P 100.3 | P 101.7 | P 96.5 |
| 7             | P 97.6     | P 97.9 | P 98.4 | P 96.4 | P 97.7    | P 98.0 | P 98.3 | P 96.9 | P 100.3    | P 100.7 | P 102.1 | P 97.1 |

注) Pは暫定値  
Note: The 'P' denotes provisional data.

5. 都市別指数 (11) Index by cities

各都市平成12年平均=100  
2000 average=100

| 37 建物種類 Building type |            | 構造別平均 (S)                 |                       |                             |                    |                           |                       |                             |                    |                           |                       |                             |                    |
|-----------------------|------------|---------------------------|-----------------------|-----------------------------|--------------------|---------------------------|-----------------------|-----------------------------|--------------------|---------------------------|-----------------------|-----------------------------|--------------------|
| 指数種類<br>Kind of Index | 都市<br>City | 大阪 Osaka                  |                       |                             |                    | 名古屋 Nagoya                |                       |                             |                    | 福岡 Fukuoka                |                       |                             |                    |
|                       |            | 工事原価<br>Construction cost | 純工事費<br>Net work cost | 建築<br>Building construction | 設備<br>Installation | 工事原価<br>Construction cost | 純工事費<br>Net work cost | 建築<br>Building construction | 設備<br>Installation | 工事原価<br>Construction cost | 純工事費<br>Net work cost | 建築<br>Building construction | 設備<br>Installation |
| 年月<br>Year Month      | 都市<br>City | 大阪 Osaka                  |                       |                             |                    | 名古屋 Nagoya                |                       |                             |                    | 福岡 Fukuoka                |                       |                             |                    |
| 2001年 平均              |            | 98.7                      | 98.7                  | 98.5                        | 99.0               | 98.4                      | 98.4                  | 98.1                        | 99.0               | 98.7                      | 98.7                  | 98.7                        | 98.9               |
| 2002                  |            | 96.7                      | 96.9                  | 96.7                        | 97.2               | 96.4                      | 96.6                  | 96.3                        | 97.1               | 96.7                      | 96.8                  | 96.8                        | 96.9               |
| 2003                  |            | 95.0                      | 95.1                  | 95.9                        | 93.2               | 94.6                      | 94.7                  | 95.3                        | 93.2               | 95.0                      | 95.1                  | 96.2                        | 92.8               |
| 2004                  |            | 96.6                      | 96.7                  | 99.0                        | 91.4               | 96.8                      | 97.0                  | 99.4                        | 91.4               | 97.2                      | 97.4                  | 100.2                       | 91.0               |
| 2005                  |            | 95.7                      | 95.8                  | 97.7                        | 91.4               | 96.1                      | 96.2                  | 98.2                        | 91.6               | 96.4                      | 96.6                  | 99.0                        | 91.0               |
| 2006                  |            | 95.9                      | 96.0                  | 97.6                        | 92.3               | 96.4                      | 96.4                  | 98.2                        | 92.4               | 96.1                      | 96.2                  | 98.1                        | 91.7               |
| 2007                  |            | 98.0                      | 98.3                  | 100.0                       | 94.5               | 98.2                      | 98.5                  | 100.2                       | 94.5               | 97.7                      | 98.0                  | 99.8                        | 93.7               |
| 2007年 7月              |            | 97.8                      | 98.0                  | 99.7                        | 94.1               | 98.0                      | 98.3                  | 100.0                       | 94.2               | 97.4                      | 97.7                  | 99.5                        | 93.5               |
| 8                     |            | 98.0                      | 98.3                  | 100.0                       | 94.5               | 98.0                      | 98.3                  | 100.0                       | 94.5               | 97.6                      | 97.9                  | 99.7                        | 93.8               |
| 9                     |            | 98.9                      | 99.2                  | 101.0                       | 95.1               | 98.8                      | 99.1                  | 100.8                       | 95.1               | 98.3                      | 98.7                  | 100.6                       | 94.2               |
| 10                    |            | 98.9                      | 99.3                  | 101.1                       | 95.1               | 98.9                      | 99.3                  | 101.1                       | 95.1               | 98.5                      | 98.9                  | 100.9                       | 94.2               |
| 11                    |            | 99.3                      | 99.7                  | 101.5                       | 95.5               | 99.2                      | 99.6                  | 101.4                       | 95.5               | 98.7                      | 99.0                  | 100.9                       | 94.6               |
| 12                    |            | 99.5                      | 99.8                  | 101.6                       | 95.8               | 99.3                      | 99.7                  | 101.4                       | 95.9               | 98.7                      | 99.1                  | 100.9                       | 94.9               |
| 2008年 1月              |            | 99.4                      | 99.9                  | 101.6                       | 95.9               | 99.4                      | 99.8                  | 101.5                       | 95.9               | 98.7                      | 99.1                  | 101.0                       | 95.0               |
| 2                     |            | 101.0                     | 101.5                 | 103.9                       | 95.9               | 100.9                     | 101.4                 | 103.8                       | 95.9               | 100.2                     | 100.7                 | 103.1                       | 95.0               |
| 3                     |            | 104.3                     | 105.0                 | 109.0                       | 95.9               | 104.3                     | 105.0                 | 108.9                       | 95.9               | 103.4                     | 104.1                 | 108.0                       | 95.0               |
| 4                     |            | 106.4                     | 107.3                 | 112.2                       | 95.9               | 106.0                     | 106.9                 | 111.6                       | 96.0               | 105.7                     | 106.6                 | 111.6                       | 95.1               |
| 5                     |            | 107.7                     | 108.7                 | 114.1                       | 96.3               | 107.3                     | 108.3                 | 113.4                       | 96.4               | 107.0                     | 108.0                 | 113.5                       | 95.4               |
| 6                     |            | P 108.8                   | P 109.9               | P 115.8                     | P 96.4             | P 108.4                   | P 109.5               | P 115.2                     | P 96.5             | P 108.2                   | P 109.3               | P 115.4                     | P 95.4             |
| 7                     |            | P 109.2                   | P 110.4               | P 116.2                     | P 97.0             | P 109.2                   | P 110.3               | P 116.1                     | P 97.1             | P 108.5                   | P 109.6               | P 115.5                     | P 96.0             |

| 都市<br>City       |            | 広島 Hiroshima |         |         |        | 高松 Takamatsu |         |         |        | 金沢 Kanazawa |         |         |        |
|------------------|------------|--------------|---------|---------|--------|--------------|---------|---------|--------|-------------|---------|---------|--------|
| 年月<br>Year Month | 都市<br>City | 広島 Hiroshima |         |         |        | 高松 Takamatsu |         |         |        | 金沢 Kanazawa |         |         |        |
| 2001年 平均         |            | 98.5         | 98.5    | 98.2    | 99.1   | 98.3         | 98.2    | 97.9    | 98.9   | 98.4        | 98.4    | 98.2    | 98.8   |
| 2002             |            | 96.2         | 96.4    | 96.0    | 97.1   | 96.4         | 96.5    | 96.3    | 97.0   | 96.6        | 96.7    | 96.8    | 96.6   |
| 2003             |            | 94.5         | 94.5    | 95.0    | 93.3   | 94.7         | 94.8    | 95.5    | 93.2   | 94.6        | 94.6    | 95.4    | 92.7   |
| 2004             |            | 96.2         | 96.3    | 98.4    | 91.5   | 96.5         | 96.7    | 99.0    | 91.2   | 95.9        | 96.0    | 98.3    | 90.8   |
| 2005             |            | 95.7         | 95.8    | 97.5    | 91.7   | 95.6         | 95.6    | 97.6    | 91.1   | 95.7        | 95.7    | 97.9    | 90.7   |
| 2006             |            | 96.8         | 96.9    | 98.8    | 92.5   | 95.5         | 95.5    | 96.9    | 92.1   | 95.7        | 95.7    | 97.6    | 91.5   |
| 2007             |            | 98.7         | 99.0    | 100.9   | 94.6   | 97.3         | 97.5    | 98.9    | 94.2   | 97.3        | 97.4    | 99.1    | 93.6   |
| 2007年 7月         |            | 98.5         | 98.8    | 100.7   | 94.3   | 97.1         | 97.3    | 98.7    | 94.0   | 97.0        | 97.2    | 98.9    | 93.3   |
| 8                |            | 98.6         | 98.9    | 100.8   | 94.7   | 97.3         | 97.5    | 98.9    | 94.3   | 97.1        | 97.3    | 98.9    | 93.7   |
| 9                |            | 99.3         | 99.6    | 101.5   | 95.1   | 97.8         | 98.1    | 99.6    | 94.7   | 97.9        | 98.1    | 99.8    | 94.2   |
| 10               |            | 99.5         | 99.9    | 101.9   | 95.1   | 98.1         | 98.3    | 99.9    | 94.7   | 97.9        | 98.2    | 99.9    | 94.2   |
| 11               |            | 99.8         | 100.2   | 102.3   | 95.5   | 98.4         | 98.7    | 100.2   | 95.1   | 98.2        | 98.4    | 100.1   | 94.6   |
| 12               |            | 99.9         | 100.3   | 102.2   | 95.9   | 98.5         | 98.8    | 100.2   | 95.4   | 98.3        | 98.5    | 100.0   | 95.0   |
| 2008年 1月         |            | 99.9         | 100.3   | 102.2   | 96.0   | 98.4         | 98.8    | 100.2   | 95.5   | 98.3        | 98.6    | 100.1   | 95.0   |
| 2                |            | 101.3        | 101.8   | 104.3   | 95.9   | 99.8         | 100.2   | 102.2   | 95.5   | 99.7        | 100.1   | 102.3   | 95.0   |
| 3                |            | 104.6        | 105.3   | 109.4   | 95.8   | 103.2        | 103.8   | 107.5   | 95.4   | 102.8       | 103.3   | 106.9   | 95.0   |
| 4                |            | 106.9        | 107.8   | 113.0   | 95.9   | 105.7        | 106.5   | 111.4   | 95.4   | 104.4       | 105.1   | 109.5   | 95.0   |
| 5                |            | 108.3        | 109.4   | 115.1   | 96.3   | 107.2        | 108.1   | 113.5   | 95.8   | 105.9       | 106.7   | 111.7   | 95.4   |
| 6                |            | P 109.6      | P 110.7 | P 117.0 | P 96.3 | P 108.5      | P 109.6 | P 115.5 | P 96.0 | P 107.0     | P 107.9 | P 113.4 | P 95.4 |
| 7                |            | P 110.1      | P 111.3 | P 117.6 | P 96.8 | P 109.0      | P 110.1 | P 115.9 | P 96.5 | P 107.7     | P 108.7 | P 114.2 | P 95.9 |

| 都市<br>City       |            | 新潟 Niigata |         |         |        | 仙台 Sendai |         |         |        | 札幌 Sapporo |         |         |        |
|------------------|------------|------------|---------|---------|--------|-----------|---------|---------|--------|------------|---------|---------|--------|
| 年月<br>Year Month | 都市<br>City | 新潟 Niigata |         |         |        | 仙台 Sendai |         |         |        | 札幌 Sapporo |         |         |        |
| 2001年 平均         |            | 98.4       | 98.4    | 98.2    | 98.9   | 99.1      | 99.1    | 99.2    | 99.0   | 98.5       | 98.4    | 98.2    | 99.1   |
| 2002             |            | 96.5       | 96.7    | 96.6    | 96.7   | 97.0      | 97.1    | 97.2    | 97.0   | 96.2       | 96.4    | 96.0    | 97.2   |
| 2003             |            | 94.5       | 94.5    | 95.3    | 92.8   | 94.7      | 94.7    | 95.5    | 93.0   | 94.9       | 95.0    | 95.8    | 93.2   |
| 2004             |            | 96.0       | 96.1    | 98.3    | 91.0   | 95.7      | 95.8    | 97.8    | 91.2   | 97.0       | 97.2    | 99.7    | 91.4   |
| 2005             |            | 95.1       | 95.1    | 96.9    | 90.9   | 95.5      | 95.6    | 97.4    | 91.3   | 97.3       | 97.4    | 100.1   | 91.4   |
| 2006             |            | 94.5       | 94.5    | 95.7    | 91.5   | 95.6      | 95.6    | 97.3    | 91.9   | 97.2       | 97.4    | 99.6    | 92.2   |
| 2007             |            | 96.0       | 96.2    | 97.3    | 93.6   | 96.7      | 96.9    | 98.2    | 93.9   | 98.2       | 98.5    | 100.3   | 94.3   |
| 2007年 7月         |            | 95.7       | 95.8    | 96.9    | 93.3   | 96.5      | 96.7    | 98.0    | 93.6   | 98.0       | 98.2    | 100.1   | 94.0   |
| 8                |            | 95.9       | 96.0    | 97.1    | 93.6   | 96.6      | 96.8    | 98.0    | 94.0   | 98.1       | 98.4    | 100.2   | 94.4   |
| 9                |            | 96.6       | 96.7    | 97.9    | 94.1   | 97.3      | 97.5    | 98.8    | 94.5   | 98.5       | 98.8    | 100.6   | 94.8   |
| 10               |            | 96.7       | 96.9    | 98.1    | 94.2   | 97.3      | 97.6    | 98.9    | 94.6   | 98.8       | 99.1    | 101.0   | 94.9   |
| 11               |            | 97.2       | 97.3    | 98.6    | 94.5   | 97.5      | 97.7    | 98.9    | 94.9   | 99.0       | 99.4    | 101.2   | 95.3   |
| 12               |            | 97.3       | 97.6    | 98.7    | 94.9   | 97.6      | 97.8    | 98.9    | 95.3   | 99.2       | 99.5    | 101.2   | 95.6   |
| 2008年 1月         |            | 97.4       | 97.6    | 98.7    | 95.0   | 97.6      | 97.8    | 98.9    | 95.3   | 99.2       | 99.5    | 101.2   | 95.7   |
| 2                |            | 98.8       | 99.1    | 100.9   | 95.0   | 98.8      | 99.1    | 100.8   | 95.3   | 99.8       | 100.2   | 102.1   | 95.7   |
| 3                |            | 101.3      | 101.8   | 104.7   | 94.9   | 101.4     | 101.8   | 104.6   | 95.4   | 102.3      | 102.8   | 106.0   | 95.6   |
| 4                |            | 103.1      | 103.8   | 107.6   | 95.0   | 103.6     | 104.2   | 108.1   | 95.4   | 104.1      | 104.8   | 108.8   | 95.6   |
| 5                |            | 104.5      | 105.2   | 109.5   | 95.4   | 105.5     | 106.3   | 110.9   | 95.8   | 105.5      | 106.3   | 110.8   | 96.0   |
| 6                |            | P 105.9    | P 106.7 | P 111.7 | P 95.4 | P 106.9   | P 107.8 | P 113.0 | P 95.8 | P 106.8    | P 107.7 | P 112.8 | P 96.0 |
| 7                |            | P 106.6    | P 107.5 | P 112.6 | P 95.9 | P 107.5   | P 108.5 | P 113.8 | P 96.3 | P 107.2    | P 108.2 | P 113.3 | P 96.6 |

注) Pは暫定値  
Note: The 'P' denotes provisional data.



5. 都市別指数 (12) Index by cities

各都市平成12年平均=100  
2000 average=100

| 38            | 建物種類 Building type | 構造別平均 (W)              |                    |                          |                 |                        |                    |                          |                 |                        |                    |                          |                 |
|---------------|--------------------|------------------------|--------------------|--------------------------|-----------------|------------------------|--------------------|--------------------------|-----------------|------------------------|--------------------|--------------------------|-----------------|
|               |                    | 指数種類 Kind of Index     |                    |                          |                 | 工事原価 Construction cost |                    |                          |                 | 純工事費 Net work cost     |                    |                          |                 |
|               |                    | 工事原価 Construction cost | 純工事費 Net work cost | 建築 Building construction | 設備 Installation | 工事原価 Construction cost | 純工事費 Net work cost | 建築 Building construction | 設備 Installation | 工事原価 Construction cost | 純工事費 Net work cost | 建築 Building construction | 設備 Installation |
| 都市 City       | 大 阪 Osaka          |                        |                    |                          | 名 古 屋 Nagoya    |                        |                    |                          | 福 岡 Fukuoka     |                        |                    |                          |                 |
| 年月 Year Month |                    |                        |                    |                          |                 |                        |                    |                          |                 |                        |                    |                          |                 |
| 2001年 平均      | 99.3               | 99.3                   | 99.3               | 99.5                     | 98.6            | 98.6                   | 98.4               | 99.5                     | 98.9            | 99.0                   | 98.8               | 99.4                     |                 |
| 2002          | 97.4               | 97.6                   | 97.5               | 97.8                     | 96.8            | 97.0                   | 96.8               | 97.7                     | 97.3            | 97.6                   | 97.5               | 97.6                     |                 |
| 2003          | 94.9               | 95.0                   | 95.3               | 93.8                     | 94.4            | 94.4                   | 94.7               | 93.6                     | 95.0            | 95.1                   | 95.5               | 93.4                     |                 |
| 2004          | 92.8               | 92.7                   | 93.1               | 91.4                     | 92.8            | 92.7                   | 93.1               | 91.3                     | 93.3            | 93.3                   | 93.9               | 90.9                     |                 |
| 2005          | 89.0               | 88.7                   | 87.9               | 91.8                     | 89.2            | 88.9                   | 88.1               | 91.9                     | 89.5            | 89.3                   | 88.7               | 91.4                     |                 |
| 2006          | 87.3               | 86.9                   | 85.4               | 92.6                     | 87.8            | 87.3                   | 86.0               | 92.7                     | 87.8            | 87.3                   | 86.1               | 92.2                     |                 |
| 2007          | 88.6               | 88.3                   | 86.2               | 96.3                     | 88.9            | 88.6                   | 86.6               | 96.3                     | 88.9            | 88.6                   | 86.8               | 95.7                     |                 |
| 2007年 7月      | 88.4               | 88.0                   | 86.1               | 95.6                     | 88.8            | 88.4                   | 86.6               | 95.6                     | 88.8            | 88.5                   | 86.8               | 95.1                     |                 |
| 8             | 88.4               | 88.1                   | 86.0               | 96.4                     | 88.8            | 88.5                   | 86.4               | 96.4                     | 88.8            | 88.5                   | 86.7               | 95.9                     |                 |
| 9             | 88.8               | 88.4                   | 86.1               | 97.3                     | 88.8            | 88.5                   | 86.3               | 97.1                     | 88.9            | 88.6                   | 86.5               | 96.4                     |                 |
| 10            | 88.9               | 88.6                   | 86.2               | 97.9                     | 88.9            | 88.6                   | 86.3               | 97.7                     | 89.0            | 88.7                   | 86.5               | 97.0                     |                 |
| 11            | 89.1               | 88.8                   | 86.3               | 98.5                     | 89.2            | 88.9                   | 86.5               | 98.3                     | 89.2            | 88.9                   | 86.7               | 97.6                     |                 |
| 12            | 89.2               | 88.9                   | 86.3               | 98.9                     | 89.3            | 89.0                   | 86.5               | 98.8                     | 89.2            | 89.0                   | 86.6               | 97.9                     |                 |
| 2008年 1月      | 89.2               | 89.0                   | 86.4               | 98.9                     | 89.4            | 89.2                   | 86.7               | 98.8                     | 89.3            | 89.1                   | 86.8               | 97.9                     |                 |
| 2             | 89.3               | 89.0                   | 86.5               | 98.9                     | 89.5            | 89.2                   | 86.8               | 98.8                     | 89.4            | 89.1                   | 86.9               | 97.9                     |                 |
| 3             | 89.4               | 89.1                   | 86.6               | 98.9                     | 89.6            | 89.3                   | 86.8               | 98.8                     | 89.5            | 89.2                   | 86.9               | 98.0                     |                 |
| 4             | 89.5               | 89.2                   | 86.7               | 98.9                     | 89.6            | 89.4                   | 86.9               | 98.8                     | 89.6            | 89.3                   | 87.1               | 98.0                     |                 |
| 5             | 89.6               | 89.4                   | 86.8               | 99.5                     | 89.8            | 89.5                   | 87.0               | 99.4                     | 89.7            | 89.5                   | 87.2               | 98.6                     |                 |
| 6             | P 89.9             | P 89.7                 | P 87.2             | 99.6                     | P 90.1          | P 89.9                 | P 87.4             | 99.6                     | P 89.9          | P 89.7                 | P 87.4             | 98.5                     |                 |
| 7             | P 90.2             | P 90.0                 | P 87.3             | 100.5                    | P 90.3          | P 90.1                 | P 87.5             | 100.5                    | P 90.1          | P 89.9                 | P 87.5             | 99.4                     |                 |

| 都市 City  | 構造別平均 (W)     |        |        |       |               |        |        |       |              |        |        |      |
|----------|---------------|--------|--------|-------|---------------|--------|--------|-------|--------------|--------|--------|------|
|          | 広 島 Hiroshima |        |        |       | 高 松 Takamatsu |        |        |       | 金 沢 Kanazawa |        |        |      |
|          | 年月 Year Month |        |        |       |               |        |        |       |              |        |        |      |
| 2001年 平均 | 98.8          | 98.8   | 98.6   | 99.5  | 98.8          | 98.8   | 98.6   | 99.4  | 98.8         | 98.8   | 98.7   | 99.3 |
| 2002     | 97.0          | 97.2   | 97.1   | 97.8  | 96.9          | 97.1   | 97.0   | 97.7  | 97.1         | 97.3   | 97.3   | 97.3 |
| 2003     | 94.6          | 94.6   | 94.9   | 93.8  | 94.5          | 94.6   | 94.8   | 93.7  | 94.6         | 94.7   | 95.1   | 93.2 |
| 2004     | 92.8          | 92.7   | 93.1   | 91.5  | 92.7          | 92.6   | 92.9   | 91.3  | 92.8         | 92.7   | 93.2   | 90.8 |
| 2005     | 89.3          | 88.9   | 88.1   | 92.1  | 88.9          | 88.6   | 87.8   | 91.8  | 89.1         | 88.8   | 88.2   | 91.1 |
| 2006     | 88.1          | 87.6   | 86.3   | 93.0  | 87.2          | 86.7   | 85.1   | 93.0  | 87.4         | 86.9   | 85.5   | 92.1 |
| 2007     | 89.3          | 89.1   | 87.1   | 96.6  | 88.3          | 87.9   | 85.7   | 96.6  | 88.5         | 88.1   | 86.2   | 95.6 |
| 2007年 7月 | 89.2          | 88.9   | 87.1   | 96.0  | 88.2          | 87.8   | 85.7   | 96.1  | 88.3         | 87.9   | 86.1   | 95.0 |
| 8        | 89.3          | 89.0   | 87.0   | 96.8  | 88.2          | 87.9   | 85.6   | 96.8  | 88.3         | 88.0   | 86.0   | 95.8 |
| 9        | 89.4          | 89.0   | 86.9   | 97.4  | 88.4          | 88.0   | 85.6   | 97.3  | 88.5         | 88.1   | 86.0   | 96.4 |
| 10       | 89.5          | 89.2   | 86.9   | 98.0  | 88.5          | 88.2   | 85.7   | 97.9  | 88.6         | 88.2   | 86.0   | 97.0 |
| 11       | 89.7          | 89.4   | 87.1   | 98.6  | 88.8          | 88.4   | 85.8   | 98.5  | 88.9         | 88.5   | 86.2   | 97.5 |
| 12       | 89.8          | 89.5   | 87.0   | 99.0  | 88.8          | 88.4   | 85.7   | 98.9  | 88.8         | 88.5   | 86.0   | 98.0 |
| 2008年 1月 | 89.8          | 89.6   | 87.2   | 99.0  | 88.9          | 88.6   | 85.9   | 98.9  | 88.9         | 88.6   | 86.2   | 98.0 |
| 2        | 90.0          | 89.7   | 87.3   | 99.0  | 89.0          | 88.7   | 86.0   | 98.9  | 89.0         | 88.6   | 86.2   | 98.0 |
| 3        | 90.0          | 89.7   | 87.3   | 98.9  | 89.1          | 88.7   | 86.1   | 98.8  | 89.1         | 88.7   | 86.3   | 98.0 |
| 4        | 90.1          | 89.8   | 87.4   | 98.9  | 89.1          | 88.8   | 86.2   | 98.8  | 89.2         | 88.8   | 86.4   | 98.0 |
| 5        | 90.2          | 90.0   | 87.6   | 99.5  | 89.3          | 89.0   | 86.4   | 99.4  | 89.3         | 89.0   | 86.6   | 98.5 |
| 6        | P 90.3        | P 90.1 | P 87.7 | 99.4  | P 89.5        | P 89.2 | P 86.5 | 99.5  | P 89.5       | P 89.2 | P 86.8 | 98.4 |
| 7        | P 90.6        | P 90.4 | P 87.8 | 100.3 | P 89.7        | P 89.5 | P 86.6 | 100.4 | P 89.8       | P 89.5 | P 87.0 | 99.3 |

| 都市 City  | 構造別平均 (W)     |        |        |      |            |        |        |      |             |        |        |       |
|----------|---------------|--------|--------|------|------------|--------|--------|------|-------------|--------|--------|-------|
|          | 新 潟 Niigata   |        |        |      | 仙 台 Sendai |        |        |      | 札 幌 Sapporo |        |        |       |
|          | 年月 Year Month |        |        |      |            |        |        |      |             |        |        |       |
| 2001年 平均 | 98.8          | 98.8   | 98.7   | 99.3 | 99.0       | 99.0   | 99.0   | 99.4 | 98.7        | 98.7   | 98.5   | 99.5  |
| 2002     | 97.1          | 97.3   | 97.2   | 97.5 | 97.3       | 97.5   | 97.5   | 97.6 | 96.9        | 97.1   | 97.0   | 97.8  |
| 2003     | 94.5          | 94.6   | 94.8   | 93.5 | 94.9       | 95.0   | 95.3   | 93.5 | 94.8        | 94.9   | 95.2   | 93.6  |
| 2004     | 92.7          | 92.6   | 92.9   | 91.2 | 92.8       | 92.7   | 93.1   | 91.1 | 93.3        | 93.3   | 93.8   | 91.1  |
| 2005     | 88.7          | 88.3   | 87.5   | 91.6 | 89.2       | 88.8   | 88.1   | 91.7 | 89.8        | 89.5   | 88.9   | 91.6  |
| 2006     | 86.8          | 86.3   | 84.8   | 92.3 | 87.4       | 86.9   | 85.4   | 92.5 | 88.2        | 87.7   | 86.5   | 92.7  |
| 2007     | 88.0          | 87.6   | 85.5   | 95.8 | 88.4       | 88.1   | 86.0   | 96.0 | 89.2        | 88.9   | 87.0   | 96.2  |
| 2007年 7月 | 87.8          | 87.4   | 85.4   | 95.2 | 88.2       | 87.9   | 85.9   | 95.4 | 89.1        | 88.8   | 87.0   | 95.7  |
| 8        | 87.9          | 87.5   | 85.4   | 95.9 | 88.3       | 88.0   | 85.9   | 96.2 | 89.1        | 88.8   | 86.8   | 96.4  |
| 9        | 88.0          | 87.6   | 85.3   | 96.6 | 88.4       | 88.1   | 85.8   | 96.8 | 89.1        | 88.8   | 86.7   | 97.0  |
| 10       | 88.1          | 87.7   | 85.3   | 97.2 | 88.5       | 88.2   | 85.8   | 97.4 | 89.3        | 89.0   | 86.8   | 97.5  |
| 11       | 88.5          | 88.1   | 85.6   | 97.8 | 88.8       | 88.5   | 86.0   | 98.0 | 89.5        | 89.2   | 86.9   | 98.1  |
| 12       | 88.5          | 88.2   | 85.6   | 98.2 | 88.8       | 88.4   | 85.9   | 98.4 | 89.6        | 89.3   | 86.9   | 98.6  |
| 2008年 1月 | 88.6          | 88.3   | 85.8   | 98.2 | 88.8       | 88.6   | 86.0   | 98.4 | 89.6        | 89.4   | 87.0   | 98.6  |
| 2        | 88.7          | 88.3   | 85.8   | 98.2 | 89.0       | 88.6   | 86.1   | 98.4 | 89.7        | 89.4   | 87.0   | 98.6  |
| 3        | 88.7          | 88.4   | 85.8   | 98.2 | 89.0       | 88.7   | 86.2   | 98.5 | 89.7        | 89.4   | 87.0   | 98.5  |
| 4        | 88.8          | 88.4   | 85.9   | 98.2 | 89.1       | 88.8   | 86.3   | 98.5 | 89.7        | 89.4   | 87.1   | 98.5  |
| 5        | 89.0          | 88.7   | 86.1   | 98.7 | 89.2       | 88.9   | 86.3   | 99.0 | 89.9        | 89.6   | 87.2   | 99.0  |
| 6        | P 89.1        | P 88.8 | P 86.3 | 98.7 | P 89.3     | P 89.1 | P 86.5 | 99.0 | P 90.0      | P 89.8 | P 87.4 | 99.1  |
| 7        | P 89.4        | P 89.2 | P 86.5 | 99.6 | P 89.6     | P 89.4 | P 86.7 | 99.9 | P 90.2      | P 90.0 | P 87.5 | 100.0 |

注) Pは暫定値  
Note: The 'P' denotes provisional data.

6. 都市間格差指数 (1) Regional difference index

東京=100  
Tokyo=100

| 2                            |           | 建物種類 Building type | 集合住宅 Condominium SRC 10,000m <sup>2</sup> 10/0 |       |        |         |           | 設備 Installation [E. P. A. L] |          |         |        |         |
|------------------------------|-----------|--------------------|--|-------|--------|---------|-----------|------------------------------|----------|---------|--------|---------|
| 指数種類<br>Kind of Index        | 年<br>Year | 都市 City            | 東 京  | 大 阪   | 名 古 屋  | 福 岡     | 広 島       | 高 松                          | 金 沢      | 新 潟     | 仙 台    | 札幌      |
|                              |           | Year               | Tokyo  | Osaka | Nagoya | Fukuoka | Hiroshima | Takamatsu                    | Kanazawa | Niigata | Sendai | Sapporo |
| 工事原価<br>Construction cost    | 2000年     |                    | 100.0  | 99.5  | 96.3   | 95.1    | 96.7      | 96.3                         | 99.1     | 98.6    | 95.8   | 94.8    |
|                              | 2001      |                    | 100.0  | 99.1  | 95.7   | 95.4    | 96.3      | 95.9                         | 99.0     | 98.3    | 96.5   | 94.6    |
|                              | 2002      |                    | 100.0  | 98.4  | 95.3   | 95.3    | 94.6      | 94.4                         | 98.1     | 97.8    | 95.7   | 94.0    |
|                              | 2003      |                    | 100.0  | 98.5  | 95.5   | 95.6    | 94.4      | 94.6                         | 97.9     | 97.5    | 95.4   | 94.8    |
|                              | 2004      |                    | 100.0  | 98.3  | 96.5   | 96.3    | 94.6      | 95.6                         | 98.6     | 97.5    | 95.2   | 95.9    |
|                              | 2005      |                    | 100.0  | 98.0  | 96.4   | 95.7    | 94.7      | 95.5                         | 99.0     | 96.5    | 95.1   | 96.4    |
|                              | 2006      |                    | 100.0  | 98.4  | 97.0   | 95.4    | 96.4      | 95.3                         | 98.9     | 95.9    | 94.9   | 96.1    |
| 純工事費<br>Net work cost        | 2000年     |                    | 100.0  | 99.8  | 96.6   | 95.3    | 96.4      | 96.4                         | 99.6     | 99.6    | 96.0   | 95.2    |
|                              | 2001      |                    | 100.0  | 99.4  | 96.0   | 95.7    | 96.0      | 95.9                         | 99.4     | 99.2    | 96.7   | 95.0    |
|                              | 2002      |                    | 100.0  | 98.7  | 95.5   | 95.6    | 95.2      | 95.0                         | 99.1     | 98.6    | 96.3   | 94.4    |
|                              | 2003      |                    | 100.0  | 98.7  | 95.8   | 95.9    | 95.0      | 95.1                         | 98.9     | 98.2    | 96.0   | 95.2    |
|                              | 2004      |                    | 100.0  | 98.8  | 96.7   | 96.9    | 95.1      | 95.5                         | 99.4     | 98.4    | 95.4   | 96.7    |
|                              | 2005      |                    | 100.0  | 98.5  | 96.7   | 96.7    | 95.2      | 95.2                         | 99.8     | 97.4    | 95.3   | 97.3    |
|                              | 2006      |                    | 100.0  | 98.6  | 97.2   | 96.2    | 96.9      | 94.7                         | 99.5     | 96.8    | 95.0   | 96.9    |
| 建 築<br>Building construction | 2000年     |                    | 100.0  | 100.4 | 96.3   | 95.3    | 96.5      | 97.0                         | 100.5    | 100.6   | 96.4   | 94.8    |
|                              | 2001      |                    | 100.0  | 99.7  | 95.5   | 95.7    | 95.9      | 96.3                         | 100.2    | 100.2   | 97.2   | 94.4    |
|                              | 2002      |                    | 100.0  | 98.9  | 94.9   | 95.6    | 94.9      | 95.2                         | 99.9     | 99.5    | 96.7   | 93.6    |
|                              | 2003      |                    | 100.0  | 98.9  | 95.2   | 96.2    | 94.7      | 95.4                         | 99.8     | 99.0    | 96.4   | 94.8    |
|                              | 2004      |                    | 100.0  | 99.1  | 96.5   | 97.6    | 94.9      | 96.0                         | 100.4    | 99.2    | 95.6   | 96.8    |
|                              | 2005      |                    | 100.0  | 98.7  | 96.4   | 97.2    | 95.0      | 95.6                         | 101.0    | 98.0    | 95.5   | 97.6    |
|                              | 2006      |                    | 100.0  | 98.9  | 97.1   | 96.6    | 97.2      | 94.9                         | 100.5    | 97.2    | 95.1   | 97.0    |
| 設 備<br>Installation          | 2000年     |                    | 100.0  | 97.9  | 97.4   | 95.4    | 95.9      | 94.5                         | 96.9     | 96.2    | 94.9   | 96.5    |
|                              | 2001      |                    | 100.0  | 98.2  | 97.6   | 95.4    | 96.1      | 94.5                         | 96.8     | 96.2    | 95.2   | 96.8    |
|                              | 2002      |                    | 100.0  | 98.1  | 97.6   | 95.3    | 96.1      | 94.4                         | 96.4     | 95.9    | 95.0   | 96.8    |
|                              | 2003      |                    | 100.0  | 97.9  | 97.4   | 95.0    | 95.9      | 94.3                         | 96.2     | 95.8    | 94.8   | 96.5    |
|                              | 2004      |                    | 100.0  | 97.8  | 97.4   | 94.9    | 95.8      | 94.1                         | 96.1     | 95.8    | 94.8   | 96.4    |
|                              | 2005      |                    | 100.0  | 97.8  | 97.5   | 94.9    | 95.8      | 93.9                         | 96.0     | 95.6    | 94.7   | 96.4    |
|                              | 2006      |                    | 100.0  | 97.8  | 97.5   | 94.9    | 95.8      | 93.9                         | 96.1     | 95.5    | 94.6   | 96.5    |

| 4                            |           | 建物種類 Building type | 集合住宅 Condominium RC 5,000m <sup>2</sup> 6/0 |       |        |         | 設備 Installation [E. P. A. L] |           |          |         |        |         |
|------------------------------|-----------|--------------------|---|-------|--------|---------|------------------------------|-----------|----------|---------|--------|---------|
| 指数種類<br>Kind of Index        | 年<br>Year | 都市 City            | 東 京   | 大 阪   | 名 古 屋  | 福 岡     | 広 島                          | 高 松       | 金 沢      | 新 潟     | 仙 台    | 札幌      |
|                              |           | Year               | Tokyo                                       | Osaka | Nagoya | Fukuoka | Hiroshima                    | Takamatsu | Kanazawa | Niigata | Sendai | Sapporo |
| 工事原価<br>Construction cost    | 2000年     |                    | 100.0                                       | 99.4  | 96.3   | 94.9    | 96.9                         | 96.5      | 99.3     | 98.7    | 95.8   | 94.7    |
|                              | 2001      |                    | 100.0                                       | 99.0  | 95.7   | 95.3    | 96.5                         | 96.2      | 99.3     | 98.5    | 96.5   | 94.5    |
|                              | 2002      |                    | 100.0                                       | 98.2  | 95.3   | 95.2    | 94.6                         | 94.5      | 98.2     | 97.9    | 95.7   | 93.9    |
|                              | 2003      |                    | 100.0                                       | 98.3  | 95.6   | 95.5    | 94.4                         | 94.7      | 98.1     | 97.6    | 95.5   | 94.8    |
|                              | 2004      |                    | 100.0                                       | 98.1  | 96.5   | 96.0    | 94.5                         | 95.9      | 98.8     | 97.6    | 95.3   | 95.8    |
|                              | 2005      |                    | 100.0                                       | 97.8  | 96.4   | 95.4    | 94.7                         | 95.9      | 99.2     | 96.5    | 95.1   | 96.2    |
|                              | 2006      |                    | 100.0                                       | 98.2  | 97.1   | 95.0    | 96.3                         | 95.6      | 98.9     | 96.0    | 94.8   | 95.8    |
| 純工事費<br>Net work cost        | 2000年     |                    | 100.0                                       | 99.8  | 96.7   | 95.2    | 96.5                         | 96.7      | 99.9     | 99.9    | 96.1   | 95.1    |
|                              | 2001      |                    | 100.0                                       | 99.3  | 96.1   | 95.6    | 96.1                         | 96.3      | 99.8     | 99.7    | 96.8   | 94.9    |
|                              | 2002      |                    | 100.0                                       | 98.5  | 95.6   | 95.6    | 95.4                         | 95.2      | 99.3     | 98.9    | 96.4   | 94.4    |
|                              | 2003      |                    | 100.0                                       | 98.4  | 95.9   | 95.9    | 95.1                         | 95.4      | 99.3     | 98.5    | 96.2   | 95.3    |
|                              | 2004      |                    | 100.0                                       | 98.6  | 96.8   | 96.8    | 95.2                         | 95.8      | 99.6     | 98.6    | 95.6   | 96.8    |
|                              | 2005      |                    | 100.0                                       | 98.3  | 96.8   | 96.4    | 95.3                         | 95.5      | 100.0    | 97.6    | 95.4   | 97.2    |
|                              | 2006      |                    | 100.0                                       | 98.5  | 97.4   | 95.9    | 96.9                         | 94.9      | 99.6     | 97.0    | 94.9   | 96.7    |
| 建 築<br>Building construction | 2000年     |                    | 100.0                                       | 100.4 | 96.5   | 95.2    | 96.7                         | 97.5      | 100.9    | 101.1   | 96.5   | 94.7    |
|                              | 2001      |                    | 100.0                                       | 99.7  | 95.6   | 95.7    | 96.1                         | 96.9      | 100.8    | 100.8   | 97.4   | 94.3    |
|                              | 2002      |                    | 100.0                                       | 98.7  | 95.0   | 95.7    | 95.2                         | 95.5      | 100.3    | 99.9    | 96.9   | 93.6    |
|                              | 2003      |                    | 100.0                                       | 98.6  | 95.4   | 96.2    | 94.9                         | 95.7      | 100.3    | 99.5    | 96.8   | 94.9    |
|                              | 2004      |                    | 100.0                                       | 98.8  | 96.6   | 97.4    | 95.0                         | 96.4      | 100.8    | 99.5    | 95.9   | 96.9    |
|                              | 2005      |                    | 100.0                                       | 98.5  | 96.5   | 97.0    | 95.1                         | 96.1      | 101.4    | 98.3    | 95.7   | 97.5    |
|                              | 2006      |                    | 100.0                                       | 98.7  | 97.4   | 96.3    | 97.2                         | 95.2      | 100.8    | 97.6    | 95.1   | 96.8    |
| 設 備<br>Installation          | 2000年     |                    | 100.0                                       | 97.9  | 97.5   | 95.4    | 95.8                         | 94.5      | 96.9     | 96.3    | 94.9   | 96.4    |
|                              | 2001      |                    | 100.0                                       | 98.2  | 97.6   | 95.4    | 96.1                         | 94.5      | 96.9     | 96.3    | 95.2   | 96.7    |
|                              | 2002      |                    | 100.0                                       | 98.1  | 97.5   | 95.2    | 96.0                         | 94.4      | 96.4     | 96.0    | 95.0   | 96.7    |
|                              | 2003      |                    | 100.0                                       | 97.9  | 97.4   | 94.9    | 95.9                         | 94.2      | 96.3     | 95.8    | 94.8   | 96.4    |
|                              | 2004      |                    | 100.0                                       | 97.8  | 97.4   | 94.8    | 95.8                         | 94.0      | 96.1     | 95.8    | 94.7   | 96.3    |
|                              | 2005      |                    | 100.0                                       | 97.7  | 97.5   | 94.8    | 95.8                         | 93.8      | 96.0     | 95.6    | 94.7   | 96.3    |
|                              | 2006      |                    | 100.0                                       | 97.8  | 97.5   | 94.9    | 95.8                         | 93.9      | 96.1     | 95.5    | 94.6   | 96.4    |

| 8                            |           | 建物種類 Building type | 事務所 Office SRC 7,000m <sup>2</sup> 9/1-2 |       |        |         | 設備 Installation [E. P. A. L] |           |          |         |        |         |
|------------------------------|-----------|--------------------|--|-------|--------|---------|------------------------------|-----------|----------|---------|--------|---------|
| 指数種類<br>Kind of Index        | 年<br>Year | 都市 City            | 東 京                                      | 大 阪   | 名 古 屋  | 福 岡     | 広 島                          | 高 松       | 金 沢      | 新 潟     | 仙 台    | 札幌      |
|                              |           | Year               | Tokyo                                    | Osaka | Nagoya | Fukuoka | Hiroshima                    | Takamatsu | Kanazawa | Niigata | Sendai | Sapporo |
| 工事原価<br>Construction cost    | 2000年     |                    | 100.0                                    | 99.0  | 96.5   | 95.7    | 97.1                         | 96.2      | 98.2     | 97.4    | 96.3   | 96.3    |
|                              | 2001      |                    | 100.0                                    | 98.6  | 96.2   | 95.8    | 96.9                         | 96.0      | 98.1     | 97.2    | 96.7   | 96.2    |
|                              | 2002      |                    | 100.0                                    | 98.1  | 95.9   | 95.6    | 94.9                         | 94.6      | 97.2     | 97.0    | 95.8   | 95.7    |
|                              | 2003      |                    | 100.0                                    | 98.2  | 96.0   | 95.8    | 94.9                         | 94.8      | 96.9     | 96.8    | 95.5   | 96.2    |
|                              | 2004      |                    | 100.0                                    | 97.8  | 96.8   | 96.2    | 95.1                         | 95.9      | 97.6     | 96.8    | 95.7   | 96.7    |
|                              | 2005      |                    | 100.0                                    | 97.5  | 96.7   | 95.6    | 95.3                         | 95.9      | 97.9     | 96.1    | 95.7   | 97.0    |
|                              | 2006      |                    | 100.0                                    | 98.0  | 97.2   | 95.5    | 96.6                         | 96.2      | 98.0     | 95.8    | 95.8   | 97.0    |
| 純工事費<br>Net work cost        | 2000年     |                    | 100.0                                    | 99.3  | 97.0   | 96.1    | 96.6                         | 96.5      | 98.8     | 98.7    | 96.6   | 97.1    |
|                              | 2001      |                    | 100.0                                    | 98.9  | 96.7   | 96.2    | 96.4                         | 96.0      | 98.6     | 98.4    | 97.1   | 96.9    |
|                              | 2002      |                    | 100.0                                    | 98.5  | 96.3   | 96.0    | 95.9                         | 95.5      | 98.4     | 98.0    | 96.8   | 96.4    |
|                              | 2003      |                    | 100.0                                    | 98.4  | 96.4   | 96.2    | 95.8                         | 95.6      | 98.3     | 97.8    | 96.4   | 96.9    |
|                              | 2004      |                    | 100.0                                    | 98.4  | 97.2   | 97.0    | 96.0                         | 95.8      | 98.5     | 97.9    | 96.1   | 97.9    |
|                              | 2005      |                    | 100.0                                    | 98.1  | 97.1   | 96.9    | 96.0                         | 95.5      | 98.9     | 97.3    | 96.1   | 98.3    |
|                              | 2006      |                    | 100.0                                    | 98.3  | 97.6   | 96.7    | 97.3                         | 95.3      | 98.8     | 96.9    | 96.0   | 98.2    |
| 建 築<br>Building construction | 2000年     |                    | 100.0                                    | 100.0 | 96.6   | 96.3    | 96.9                         | 97.3      | 99.9     | 100.0   | 97.3   | 97.0    |
|                              | 2001      |                    | 100.0                                    | 99.2  | 95.9   | 96.5    | 96.3                         | 96.5      | 99.5     | 99.5    | 97.9   | 96.6    |
|                              | 2002      |                    | 100.0                                    | 98.5  | 95.5   | 96.3    | 95.6                         | 95.8      | 99.4     | 99.1    | 97.5   | 95.9    |
|                              | 2003      |                    | 100.0                                    | 98.6  | 95.7   | 96.7    | 95.6                         | 95.6      | 99.3     | 98.8    | 97.1   | 96.8    |
|                              | 2004      |                    | 100.0                                    | 98.6  | 96.8   | 98.0    | 95.9                         | 96.6      | 99.8     | 99.0    | 96.6   | 98.3    |
|                              | 2005      |                    | 100.0                                    | 98.1  | 96.8   | 97.7    | 95.9                         | 96.2      | 100.3    | 98.2    | 96.6   | 99.1    |
|                              | 2006      |                    | 100.0                                    | 98.5  | 97.4   | 97.4    | 97.8                         | 95.7      | 100.1    | 97.6    | 96.5   | 98.7    |
| 設 備<br>Installation          | 2000年     |                    | 100.0                                    | 98.1  | 97.7   | 95.7    | 96.2                         | 95.0      | 96.9     | 96.3    | 95.4   | 97.2    |
|                              | 2001      |                    | 100.0                                    | 98.4  | 98.0   | 95.8    | 96.5                         | 95.1      | 96.9     | 96.4    | 95.7   | 97.5    |
|                              | 2002      |                    | 100.0                                    | 98.4  | 97.9   | 95.6    | 96.4                         | 94.9      | 96.6     | 96.1    | 95.6   | 97.4    |
|                              | 2003      |                    | 100.0                                    | 98.1  | 97.8   | 95.3    | 96.2                         | 94.7      | 96.5     | 96.0    | 95.3   | 97.0    |
|                              | 2004      |                    | 100.0                                    | 98.0  | 97.7   | 95.3    | 96.2                         | 94.6      | 96.3     | 95.9    | 95.3   | 97.0    |
|                              | 2005      |                    | 100.0                                    | 98.0  | 97.8   | 95.3    | 96.2                         | 94.4      | 96.2     | 95.8    | 95.2   | 97.0    |
|                              | 2006      |                    | 100.0                                    | 98.1  | 97.9   | 95.4    | 96.3                         | 94.6      | 96.4     | 95.7    | 95.2   | 97.2    |

6. 都市間格差指数 (2) Regional difference index

東京=100  
Tokyo=100

| 10                           | 建物種類 Building type | 事務所 Office | R C   | 2,000m <sup>2</sup> | 7/0-1   | 設備 Installation | [E. P. A. L] |          |         |        |         |
|------------------------------|--------------------|------------|-------|---------------------|---------|-----------------|--------------|----------|---------|--------|---------|
| 指数種類<br>Kind of Index        | 年 City<br>Year     | 東 京        | 大 阪   | 名古屋                 | 福 岡     | 広 島             | 高 松          | 金 沢      | 新 潟     | 仙 台    | 札 幌     |
|                              |                    | Tokyo      | Osaka | Nagoya              | Fukuoka | Hiroshima       | Takamatsu    | Kanazawa | Niigata | Sendai | Sapporo |
| 工事原価<br>Construction cost    | 2000年              | 100.0      | 99.2  | 96.4                | 95.4    | 97.2            | 96.6         | 98.7     | 98.1    | 96.2   | 95.3    |
|                              | 2001               | 100.0      | 98.7  | 96.0                | 95.7    | 96.9            | 96.5         | 98.7     | 97.9    | 96.8   | 95.2    |
|                              | 2002               | 100.0      | 97.9  | 95.6                | 95.5    | 95.0            | 94.8         | 97.6     | 97.4    | 95.9   | 94.6    |
|                              | 2003               | 100.0      | 97.9  | 95.7                | 95.7    | 94.8            | 94.9         | 97.4     | 97.2    | 95.7   | 95.3    |
|                              | 2004               | 100.0      | 97.5  | 96.6                | 96.1    | 94.9            | 96.2         | 98.2     | 97.2    | 95.7   | 96.0    |
|                              | 2005               | 100.0      | 97.2  | 96.5                | 95.4    | 95.1            | 96.2         | 98.4     | 96.3    | 95.6   | 96.3    |
|                              | 2006               | 100.0      | 97.8  | 97.2                | 95.2    | 96.5            | 96.3         | 98.3     | 96.0    | 95.4   | 96.1    |
| 純工事費<br>Net work cost        | 2000年              | 100.0      | 99.6  | 96.9                | 95.8    | 96.7            | 96.9         | 99.4     | 99.4    | 96.5   | 95.9    |
|                              | 2001               | 100.0      | 99.0  | 96.4                | 96.1    | 96.5            | 96.6         | 99.3     | 99.2    | 97.2   | 95.7    |
|                              | 2002               | 100.0      | 98.3  | 96.0                | 95.9    | 95.9            | 95.6         | 98.8     | 98.5    | 96.8   | 95.3    |
|                              | 2003               | 100.0      | 98.1  | 96.1                | 96.1    | 95.7            | 95.7         | 98.8     | 98.2    | 96.6   | 95.9    |
|                              | 2004               | 100.0      | 98.1  | 96.9                | 96.9    | 95.7            | 96.2         | 99.2     | 98.3    | 96.1   | 97.2    |
|                              | 2005               | 100.0      | 97.8  | 96.9                | 96.6    | 95.8            | 95.9         | 99.4     | 97.5    | 95.9   | 97.5    |
|                              | 2006               | 100.0      | 98.0  | 97.5                | 96.3    | 97.1            | 95.4         | 99.1     | 97.2    | 95.7   | 97.2    |
| 建 築<br>Building construction | 2000年              | 100.0      | 100.3 | 96.5                | 95.8    | 97.0            | 97.9         | 100.4    | 100.8   | 97.1   | 95.4    |
|                              | 2001               | 100.0      | 99.2  | 95.7                | 96.2    | 96.5            | 97.3         | 100.3    | 100.5   | 97.9   | 95.1    |
|                              | 2002               | 100.0      | 98.2  | 95.1                | 96.1    | 95.6            | 96.0         | 99.9     | 99.6    | 97.4   | 94.4    |
|                              | 2003               | 100.0      | 98.1  | 95.4                | 96.5    | 95.4            | 96.2         | 99.8     | 99.3    | 97.2   | 95.5    |
|                              | 2004               | 100.0      | 98.1  | 96.5                | 97.7    | 95.5            | 96.9         | 100.5    | 99.4    | 96.5   | 97.3    |
|                              | 2005               | 100.0      | 97.7  | 96.5                | 97.3    | 95.6            | 96.6         | 100.9    | 98.3    | 96.3   | 97.9    |
|                              | 2006               | 100.0      | 98.0  | 97.4                | 96.8    | 97.5            | 95.9         | 100.4    | 97.9    | 95.9   | 97.2    |
| 設 備<br>Installation          | 2000年              | 100.0      | 98.1  | 97.8                | 95.7    | 96.2            | 95.0         | 97.0     | 96.4    | 95.4   | 96.9    |
|                              | 2001               | 100.0      | 98.5  | 98.0                | 95.7    | 96.5            | 95.0         | 97.0     | 96.4    | 95.7   | 97.2    |
|                              | 2002               | 100.0      | 98.4  | 97.9                | 95.5    | 96.4            | 94.9         | 96.7     | 96.2    | 95.5   | 97.1    |
|                              | 2003               | 100.0      | 98.1  | 97.7                | 95.3    | 96.2            | 94.7         | 96.5     | 96.0    | 95.3   | 96.8    |
|                              | 2004               | 100.0      | 98.0  | 97.7                | 95.2    | 96.2            | 94.5         | 96.4     | 96.0    | 95.2   | 96.8    |
|                              | 2005               | 100.0      | 97.9  | 97.7                | 95.2    | 96.2            | 94.3         | 96.2     | 95.8    | 95.2   | 96.8    |
|                              | 2006               | 100.0      | 98.1  | 97.9                | 95.3    | 96.3            | 94.5         | 96.5     | 95.7    | 95.1   | 97.0    |

| 12                           | 建物種類 Building type | 事務所 Office | S    | 2,000m <sup>2</sup> | 7/0-1 | 設備 Installation | [E. P. A. L] |      |      |      |       |
|------------------------------|--------------------|------------|------|---------------------|-------|-----------------|--------------|------|------|------|-------|
| 工事原価<br>Construction cost    | 2000年              | 100.0      | 98.5 | 96.9                | 96.3  | 97.2            | 96.1         | 98.0 | 97.2 | 96.6 | 97.8  |
|                              | 2001               | 100.0      | 98.4 | 96.7                | 96.3  | 97.1            | 95.8         | 97.7 | 96.9 | 96.9 | 97.7  |
|                              | 2002               | 100.0      | 98.2 | 96.5                | 96.0  | 95.4            | 94.9         | 97.0 | 96.9 | 96.1 | 97.2  |
|                              | 2003               | 100.0      | 98.3 | 96.5                | 96.2  | 95.4            | 95.1         | 96.8 | 96.8 | 95.8 | 97.6  |
|                              | 2004               | 100.0      | 97.9 | 97.2                | 96.7  | 95.7            | 96.1         | 97.4 | 96.9 | 96.2 | 97.8  |
|                              | 2005               | 100.0      | 97.6 | 97.1                | 96.1  | 95.9            | 96.1         | 97.6 | 96.4 | 96.2 | 98.2  |
|                              | 2006               | 100.0      | 98.0 | 97.4                | 96.1  | 96.9            | 96.4         | 97.9 | 96.0 | 96.4 | 98.3  |
| 純工事費<br>Net work cost        | 2000年              | 100.0      | 98.8 | 97.4                | 96.8  | 96.9            | 96.3         | 98.5 | 98.3 | 96.9 | 98.5  |
|                              | 2001               | 100.0      | 98.7 | 97.1                | 96.7  | 96.7            | 95.9         | 98.1 | 98.0 | 97.3 | 98.4  |
|                              | 2002               | 100.0      | 98.5 | 96.9                | 96.4  | 96.3            | 95.7         | 98.1 | 97.8 | 96.9 | 98.0  |
|                              | 2003               | 100.0      | 98.5 | 96.9                | 96.6  | 96.2            | 95.8         | 97.9 | 97.7 | 96.6 | 98.3  |
|                              | 2004               | 100.0      | 98.4 | 97.5                | 97.5  | 96.5            | 96.0         | 98.2 | 97.9 | 96.5 | 99.0  |
|                              | 2005               | 100.0      | 98.1 | 97.5                | 97.3  | 96.6            | 95.8         | 98.5 | 97.5 | 96.6 | 99.4  |
|                              | 2006               | 100.0      | 98.3 | 97.7                | 97.2  | 97.5            | 95.7         | 98.5 | 97.1 | 96.6 | 99.4  |
| 建 築<br>Building construction | 2000年              | 100.0      | 99.1 | 97.1                | 97.2  | 97.1            | 96.9         | 99.2 | 99.1 | 97.6 | 99.2  |
|                              | 2001               | 100.0      | 98.7 | 96.7                | 97.1  | 96.7            | 96.2         | 98.6 | 98.6 | 97.9 | 98.8  |
|                              | 2002               | 100.0      | 98.5 | 96.4                | 96.7  | 96.1            | 96.0         | 98.7 | 98.5 | 97.5 | 98.2  |
|                              | 2003               | 100.0      | 98.6 | 96.4                | 97.1  | 96.1            | 96.2         | 98.5 | 98.4 | 97.1 | 98.8  |
|                              | 2004               | 100.0      | 98.5 | 97.4                | 98.4  | 96.6            | 96.7         | 99.0 | 98.7 | 97.0 | 99.8  |
|                              | 2005               | 100.0      | 98.1 | 97.3                | 98.2  | 96.7            | 96.4         | 99.5 | 98.2 | 97.1 | 100.5 |
|                              | 2006               | 100.0      | 98.3 | 97.6                | 98.0  | 98.0            | 96.2         | 99.5 | 97.6 | 97.3 | 100.4 |
| 設 備<br>Installation          | 2000年              | 100.0      | 98.2 | 97.8                | 95.9  | 96.3            | 95.2         | 97.1 | 96.5 | 95.6 | 97.2  |
|                              | 2001               | 100.0      | 98.6 | 98.1                | 95.9  | 96.7            | 95.2         | 97.1 | 96.6 | 95.9 | 97.6  |
|                              | 2002               | 100.0      | 98.6 | 98.0                | 95.8  | 96.7            | 95.1         | 96.8 | 96.4 | 95.8 | 97.5  |
|                              | 2003               | 100.0      | 98.3 | 97.9                | 95.5  | 96.5            | 94.8         | 96.7 | 96.2 | 95.5 | 97.2  |
|                              | 2004               | 100.0      | 98.1 | 97.9                | 95.5  | 96.4            | 94.7         | 96.5 | 96.2 | 95.5 | 97.2  |
|                              | 2005               | 100.0      | 98.1 | 97.9                | 95.5  | 96.3            | 94.4         | 96.4 | 96.0 | 95.4 | 97.2  |
|                              | 2006               | 100.0      | 98.2 | 98.0                | 95.6  | 96.4            | 94.6         | 96.6 | 95.9 | 95.4 | 97.4  |

| 24                           | 建物種類 Building type | 小・中学校 Primary school or Jr.-high school | R C   | 4,000m <sup>2</sup> | 3/0  | 設備 Installation | [E. P. A.] |       |       |      |      |
|------------------------------|--------------------|---|-------|---------------------|------|-----------------|------------|-------|-------|------|------|
| 工事原価<br>Construction cost    | 2000年              | 100.0                                   | 99.3  | 96.1                | 95.2 | 97.1            | 96.6       | 98.9  | 98.3  | 96.0 | 95.0 |
|                              | 2001               | 100.0                                   | 98.6  | 95.5                | 95.6 | 96.7            | 96.4       | 98.8  | 98.1  | 96.6 | 94.8 |
|                              | 2002               | 100.0                                   | 97.6  | 95.0                | 95.3 | 94.3            | 94.4       | 97.6  | 97.6  | 95.5 | 94.1 |
|                              | 2003               | 100.0                                   | 97.8  | 95.2                | 95.6 | 94.2            | 94.6       | 97.4  | 97.3  | 95.4 | 95.0 |
|                              | 2004               | 100.0                                   | 97.4  | 96.3                | 96.0 | 94.3            | 96.1       | 98.3  | 97.3  | 95.4 | 95.8 |
|                              | 2005               | 100.0                                   | 97.1  | 96.1                | 95.2 | 94.5            | 96.2       | 98.6  | 96.2  | 95.2 | 96.1 |
|                              | 2006               | 100.0                                   | 97.5  | 96.9                | 94.9 | 96.0            | 96.0       | 98.3  | 95.7  | 94.9 | 95.7 |
| 純工事費<br>Net work cost        | 2000年              | 100.0                                   | 99.7  | 96.6                | 95.6 | 96.5            | 96.8       | 99.6  | 99.8  | 96.4 | 95.7 |
|                              | 2001               | 100.0                                   | 98.9  | 95.9                | 95.9 | 96.1            | 96.4       | 99.5  | 99.6  | 97.0 | 95.4 |
|                              | 2002               | 100.0                                   | 98.0  | 95.4                | 95.8 | 95.3            | 95.3       | 99.0  | 98.8  | 96.6 | 94.8 |
|                              | 2003               | 100.0                                   | 97.9  | 95.6                | 96.0 | 95.1            | 95.5       | 99.0  | 98.4  | 96.4 | 95.6 |
|                              | 2004               | 100.0                                   | 98.0  | 96.6                | 96.9 | 95.2            | 96.0       | 99.4  | 98.5  | 95.8 | 97.1 |
|                              | 2005               | 100.0                                   | 97.6  | 96.6                | 96.6 | 95.3            | 95.7       | 99.7  | 97.6  | 95.6 | 97.4 |
|                              | 2006               | 100.0                                   | 97.8  | 97.2                | 96.0 | 96.7            | 95.0       | 99.2  | 97.0  | 95.1 | 96.9 |
| 建 築<br>Building construction | 2000年              | 100.0                                   | 100.3 | 96.3                | 95.7 | 96.8            | 97.6       | 100.5 | 101.0 | 96.9 | 95.3 |
|                              | 2001               | 100.0                                   | 99.1  | 95.4                | 96.2 | 96.2            | 97.0       | 100.4 | 100.7 | 97.7 | 94.9 |
|                              | 2002               | 100.0                                   | 98.0  | 94.7                | 96.0 | 95.1            | 95.5       | 99.8  | 99.7  | 97.2 | 94.2 |
|                              | 2003               | 100.0                                   | 98.0  | 95.1                | 96.4 | 94.9            | 95.9       | 99.9  | 99.4  | 97.0 | 95.3 |
|                              | 2004               | 100.0                                   | 98.0  | 96.3                | 97.7 | 95.0            | 96.6       | 100.5 | 99.5  | 96.2 | 97.3 |
|                              | 2005               | 100.0                                   | 97.6  | 96.3                | 97.2 | 95.1            | 96.2       | 100.9 | 98.2  | 96.0 | 97.8 |
|                              | 2006               | 100.0                                   | 97.8  | 97.1                | 96.5 | 97.0            | 95.2       | 100.2 | 97.5  | 95.3 | 97.0 |
| 設 備<br>Installation          | 2000年              | 100.0                                   | 97.9  | 97.5                | 95.2 | 95.7            | 94.4       | 96.9  | 96.2  | 94.9 | 96.7 |
|                              | 2001               | 100.0                                   | 98.0  | 97.6                | 95.2 | 95.8            | 94.4       | 96.8  | 96.1  | 94.9 | 96.9 |
|                              | 2002               | 100.0                                   | 97.9  | 97.5                | 95.0 | 95.7            | 94.4       | 96.4  | 95.8  | 94.7 | 96.8 |
|                              | 2003               | 100.0                                   | 97.8  | 97.4                | 94.7 | 95.6            | 94.2       | 96.2  | 95.7  | 94.5 | 96.4 |
|                              | 2004               | 100.0                                   | 97.7  | 97.4                | 94.6 | 95.6            | 94.1       | 96.1  | 95.6  | 94.5 | 96.4 |
|                              | 2005               | 100.0                                   | 97.7  | 97.4                | 94.6 | 95.7            | 93.9       | 96.0  | 95.5  | 94.5 | 96.4 |
|                              | 2006               | 100.0                                   | 97.8  | 97.5                | 94.7 | 95.9            | 94.2       | 96.2  | 95.4  | 94.4 | 96.6 |

## 6. 都市間格差指数 (3)

## Regional difference index

東京=100  
Tokyo=100

| 28                           | 建物種類 Building type | 工場 Factory   | S 5,000㎡     | 1/0             | 設備 Installation | [E. P. A]        |                  |                 |                |               |                |
|------------------------------|--------------------|--------------|--------------|-----------------|-----------------|------------------|------------------|-----------------|----------------|---------------|----------------|
| 指数種類<br>Kind of Index        | 年 City<br>Year     | 東 京<br>Tokyo | 大 阪<br>Osaka | 名 古 屋<br>Nagoya | 福 岡<br>Fukuoka  | 広 島<br>Hiroshima | 高 松<br>Takamatsu | 金 沢<br>Kanazawa | 新 潟<br>Niigata | 仙 台<br>Sendai | 札 幌<br>Sapporo |
| 工事原価<br>Construction cost    | 2000年              | 100.0        | 98.5         | 96.2            | 96.1            | 96.6             | 95.6             | 97.8            | 97.1           | 96.4          | 97.8           |
|                              | 2001               | 100.0        | 98.2         | 95.9            | 96.1            | 96.4             | 95.3             | 97.4            | 96.8           | 96.7          | 97.6           |
|                              | 2002               | 100.0        | 97.9         | 95.6            | 95.7            | 94.7             | 94.5             | 96.8            | 96.7           | 95.9          | 97.1           |
|                              | 2003               | 100.0        | 98.1         | 95.6            | 96.0            | 94.7             | 94.7             | 96.6            | 96.6           | 95.5          | 97.5           |
|                              | 2004               | 100.0        | 97.9         | 96.6            | 96.7            | 95.2             | 95.7             | 97.1            | 96.7           | 95.8          | 98.2           |
|                              | 2005               | 100.0        | 97.5         | 96.3            | 96.2            | 95.3             | 95.5             | 97.4            | 96.0           | 95.8          | 98.5           |
|                              | 2006               | 100.0        | 97.8         | 96.7            | 96.0            | 96.5             | 95.7             | 97.5            | 95.5           | 95.8          | 98.5           |
| 純工事費<br>Net work cost        | 2000年              | 100.0        | 98.8         | 96.6            | 96.5            | 96.4             | 95.8             | 98.2            | 98.1           | 96.7          | 98.5           |
|                              | 2001               | 100.0        | 98.4         | 96.3            | 96.5            | 96.0             | 95.3             | 97.8            | 97.7           | 97.1          | 98.3           |
|                              | 2002               | 100.0        | 98.2         | 96.0            | 96.1            | 95.4             | 95.1             | 97.7            | 97.6           | 96.6          | 97.7           |
|                              | 2003               | 100.0        | 98.3         | 95.9            | 96.3            | 95.4             | 95.3             | 97.6            | 97.4           | 96.2          | 98.1           |
|                              | 2004               | 100.0        | 98.4         | 96.8            | 97.5            | 95.9             | 95.6             | 97.8            | 97.5           | 96.1          | 99.2           |
|                              | 2005               | 100.0        | 98.0         | 96.7            | 97.2            | 95.9             | 95.3             | 98.1            | 96.9           | 96.1          | 99.6           |
|                              | 2006               | 100.0        | 98.1         | 96.9            | 96.9            | 97.1             | 95.1             | 98.1            | 96.4           | 96.1          | 99.4           |
| 建 築<br>Building construction | 2000年              | 100.0        | 99.1         | 96.1            | 97.0            | 96.6             | 96.3             | 98.9            | 99.0           | 97.5          | 99.3           |
|                              | 2001               | 100.0        | 98.6         | 95.6            | 97.0            | 96.1             | 95.6             | 98.2            | 98.5           | 97.9          | 98.8           |
|                              | 2002               | 100.0        | 98.3         | 95.2            | 96.5            | 95.2             | 95.3             | 98.3            | 98.4           | 97.4          | 98.1           |
|                              | 2003               | 100.0        | 98.5         | 95.2            | 97.0            | 95.3             | 95.7             | 98.2            | 98.2           | 96.9          | 98.9           |
|                              | 2004               | 100.0        | 98.6         | 96.5            | 98.7            | 96.0             | 96.2             | 98.5            | 98.4           | 96.7          | 100.5          |
|                              | 2005               | 100.0        | 98.1         | 96.3            | 98.3            | 96.0             | 95.7             | 99.1            | 97.6           | 96.8          | 101.1          |
|                              | 2006               | 100.0        | 98.2         | 96.6            | 97.9            | 97.6             | 95.3             | 99.0            | 96.8           | 96.7          | 100.8          |
| 設 備<br>Installation          | 2000年              | 100.0        | 98.0         | 97.7            | 95.4            | 95.9             | 94.7             | 96.8            | 96.1           | 95.1          | 96.9           |
|                              | 2001               | 100.0        | 98.1         | 97.8            | 95.4            | 96.0             | 94.8             | 96.8            | 96.1           | 95.2          | 97.1           |
|                              | 2002               | 100.0        | 98.0         | 97.7            | 95.2            | 95.9             | 94.7             | 96.4            | 95.8           | 95.0          | 96.9           |
|                              | 2003               | 100.0        | 97.8         | 97.5            | 94.9            | 95.8             | 94.5             | 96.2            | 95.7           | 94.7          | 96.5           |
|                              | 2004               | 100.0        | 97.8         | 97.5            | 94.8            | 95.8             | 94.4             | 96.1            | 95.6           | 94.7          | 96.5           |
|                              | 2005               | 100.0        | 97.7         | 97.5            | 94.8            | 95.9             | 94.2             | 96.0            | 95.5           | 94.7          | 96.5           |
|                              | 2006               | 100.0        | 97.8         | 97.5            | 94.8            | 96.0             | 94.4             | 96.1            | 95.4           | 94.6          | 96.6           |

| 32                           | 建物種類 Building type | 個人住宅 Individual house | W 125㎡ | 2/0  | 設備 Installation | [E. P.] |      |      |      |      |      |
|------------------------------|--------------------|-----------------------|--------|------|-----------------|---------|------|------|------|------|------|
| 工事原価<br>Construction cost    | 2000年              | 100.0                 | 98.6   | 97.8 | 95.6            | 95.9    | 94.7 | 97.2 | 96.5 | 95.3 | 96.2 |
|                              | 2001               | 100.0                 | 99.0   | 97.7 | 95.8            | 96.0    | 94.9 | 97.4 | 96.6 | 95.6 | 96.2 |
|                              | 2002               | 100.0                 | 98.6   | 97.5 | 95.8            | 94.7    | 94.0 | 96.7 | 96.5 | 94.9 | 96.0 |
|                              | 2003               | 100.0                 | 98.7   | 97.6 | 95.9            | 94.7    | 94.1 | 96.6 | 96.4 | 95.1 | 96.3 |
|                              | 2004               | 100.0                 | 98.2   | 98.1 | 95.9            | 95.0    | 94.9 | 97.0 | 96.4 | 95.4 | 96.2 |
|                              | 2005               | 100.0                 | 98.0   | 98.1 | 95.5            | 95.3    | 95.2 | 97.1 | 96.0 | 95.5 | 96.3 |
|                              | 2006               | 100.0                 | 98.2   | 98.4 | 95.5            | 95.8    | 95.4 | 97.0 | 95.8 | 95.4 | 96.4 |
| 純工事費<br>Net work cost        | 2000年              | 100.0                 | 99.0   | 98.4 | 96.0            | 95.6    | 95.0 | 97.7 | 97.5 | 95.6 | 96.8 |
|                              | 2001               | 100.0                 | 99.3   | 98.3 | 96.2            | 95.7    | 95.0 | 97.8 | 97.6 | 95.8 | 96.8 |
|                              | 2002               | 100.0                 | 99.0   | 98.1 | 96.2            | 95.5    | 94.7 | 97.7 | 97.4 | 95.7 | 96.6 |
|                              | 2003               | 100.0                 | 99.0   | 98.1 | 96.3            | 95.5    | 94.8 | 97.7 | 97.3 | 95.8 | 96.9 |
|                              | 2004               | 100.0                 | 98.7   | 98.5 | 96.6            | 95.7    | 94.8 | 97.8 | 97.4 | 95.8 | 97.2 |
|                              | 2005               | 100.0                 | 98.5   | 98.6 | 96.6            | 96.0    | 94.9 | 97.8 | 97.1 | 95.9 | 97.3 |
|                              | 2006               | 100.0                 | 98.5   | 98.8 | 96.5            | 96.4    | 94.7 | 97.6 | 96.8 | 95.6 | 97.3 |
| 建 築<br>Building construction | 2000年              | 100.0                 | 99.2   | 98.5 | 96.2            | 95.6    | 95.1 | 97.8 | 97.8 | 95.8 | 96.8 |
|                              | 2001               | 100.0                 | 99.7   | 98.4 | 96.5            | 95.7    | 95.2 | 98.0 | 97.9 | 96.1 | 96.8 |
|                              | 2002               | 100.0                 | 99.2   | 98.2 | 96.6            | 95.5    | 94.9 | 97.9 | 97.7 | 96.0 | 96.6 |
|                              | 2003               | 100.0                 | 99.2   | 98.3 | 96.8            | 95.6    | 95.0 | 98.0 | 97.6 | 96.2 | 97.0 |
|                              | 2004               | 100.0                 | 99.0   | 98.8 | 97.2            | 95.9    | 95.1 | 98.1 | 97.7 | 96.1 | 97.4 |
|                              | 2005               | 100.0                 | 98.8   | 98.9 | 97.2            | 96.1    | 95.1 | 98.2 | 97.4 | 96.2 | 97.6 |
|                              | 2006               | 100.0                 | 98.7   | 99.1 | 96.9            | 96.6    | 94.8 | 97.9 | 97.0 | 95.9 | 97.5 |
| 設 備<br>Installation          | 2000年              | 100.0                 | 97.9   | 97.6 | 95.0            | 95.4    | 94.2 | 97.2 | 96.3 | 94.7 | 96.6 |
|                              | 2001               | 100.0                 | 97.9   | 97.6 | 95.0            | 95.4    | 94.1 | 97.0 | 96.2 | 94.6 | 96.7 |
|                              | 2002               | 100.0                 | 97.8   | 97.4 | 94.8            | 95.4    | 94.0 | 96.6 | 95.9 | 94.4 | 96.6 |
|                              | 2003               | 100.0                 | 97.7   | 97.2 | 94.4            | 95.2    | 93.9 | 96.3 | 95.7 | 94.2 | 96.3 |
|                              | 2004               | 100.0                 | 97.6   | 97.2 | 94.3            | 95.2    | 93.9 | 96.3 | 95.8 | 94.2 | 96.1 |
|                              | 2005               | 100.0                 | 97.5   | 97.4 | 94.3            | 95.4    | 93.9 | 96.2 | 95.7 | 94.3 | 96.2 |
|                              | 2006               | 100.0                 | 97.6   | 97.6 | 94.6            | 95.7    | 94.4 | 96.6 | 95.8 | 94.4 | 96.7 |

| 35                           | 建物種類 Building type | 構造別平均 | SRC   |      |      |      |      |       |       |      |      |
|------------------------------|--------------------|-------|-------|------|------|------|------|-------|-------|------|------|
| 工事原価<br>Construction cost    | 2000年              | 100.0 | 99.2  | 96.4 | 95.3 | 96.8 | 96.2 | 98.6  | 97.9  | 96.0 | 95.5 |
|                              | 2001               | 100.0 | 98.8  | 95.9 | 95.6 | 96.6 | 95.9 | 98.5  | 97.7  | 96.5 | 95.3 |
|                              | 2002               | 100.0 | 98.2  | 95.6 | 95.4 | 94.7 | 94.5 | 97.6  | 97.3  | 95.7 | 94.7 |
|                              | 2003               | 100.0 | 98.3  | 95.7 | 95.6 | 94.6 | 94.6 | 97.3  | 97.0  | 95.4 | 95.4 |
|                              | 2004               | 100.0 | 98.0  | 96.6 | 96.2 | 94.8 | 95.7 | 98.1  | 97.1  | 95.4 | 96.2 |
|                              | 2005               | 100.0 | 97.7  | 96.5 | 95.6 | 94.9 | 95.7 | 98.4  | 96.2  | 95.3 | 96.6 |
|                              | 2006               | 100.0 | 98.2  | 97.1 | 95.4 | 96.4 | 95.7 | 98.3  | 95.8  | 95.2 | 96.5 |
| 純工事費<br>Net work cost        | 2000年              | 100.0 | 99.5  | 96.8 | 95.7 | 96.5 | 96.4 | 99.2  | 99.1  | 96.3 | 96.0 |
|                              | 2001               | 100.0 | 99.1  | 96.3 | 95.9 | 96.1 | 95.9 | 99.0  | 98.8  | 96.9 | 95.8 |
|                              | 2002               | 100.0 | 98.6  | 95.9 | 95.7 | 95.5 | 95.2 | 98.7  | 98.3  | 96.5 | 95.3 |
|                              | 2003               | 100.0 | 98.5  | 96.0 | 96.0 | 95.3 | 95.3 | 98.5  | 98.0  | 96.2 | 95.9 |
|                              | 2004               | 100.0 | 98.5  | 96.9 | 96.9 | 95.5 | 95.6 | 98.9  | 98.1  | 95.7 | 97.2 |
|                              | 2005               | 100.0 | 98.2  | 96.8 | 96.7 | 95.5 | 95.3 | 99.3  | 97.3  | 95.6 | 97.7 |
|                              | 2006               | 100.0 | 98.4  | 97.4 | 96.3 | 97.0 | 94.9 | 99.1  | 96.8  | 95.4 | 97.4 |
| 建 築<br>Building construction | 2000年              | 100.0 | 100.2 | 96.5 | 95.7 | 96.7 | 97.1 | 100.2 | 100.3 | 96.7 | 95.7 |
|                              | 2001               | 100.0 | 99.5  | 95.7 | 96.0 | 96.1 | 96.4 | 99.9  | 99.9  | 97.5 | 95.3 |
|                              | 2002               | 100.0 | 98.7  | 95.1 | 95.9 | 95.2 | 95.4 | 99.6  | 99.3  | 97.0 | 94.6 |
|                              | 2003               | 100.0 | 98.7  | 95.4 | 96.4 | 95.0 | 95.6 | 99.5  | 98.9  | 96.7 | 95.6 |
|                              | 2004               | 100.0 | 98.8  | 96.6 | 97.7 | 95.3 | 96.2 | 100.1 | 99.1  | 96.0 | 97.4 |
|                              | 2005               | 100.0 | 98.4  | 96.5 | 97.4 | 95.3 | 95.8 | 100.7 | 98.0  | 95.9 | 98.2 |
|                              | 2006               | 100.0 | 98.7  | 97.2 | 96.9 | 97.4 | 95.2 | 100.3 | 97.3  | 95.6 | 97.7 |
| 設 備<br>Installation          | 2000年              | 100.0 | 98.0  | 97.6 | 95.5 | 96.0 | 94.7 | 96.9  | 96.2  | 95.1 | 96.7 |
|                              | 2001               | 100.0 | 98.3  | 97.8 | 95.5 | 96.3 | 94.8 | 96.8  | 96.3  | 95.4 | 97.0 |
|                              | 2002               | 100.0 | 98.2  | 97.7 | 95.4 | 96.2 | 94.6 | 96.5  | 96.0  | 95.2 | 97.0 |
|                              | 2003               | 100.0 | 98.0  | 97.5 | 95.1 | 96.0 | 94.4 | 96.3  | 95.8  | 95.0 | 96.7 |
|                              | 2004               | 100.0 | 97.9  | 97.6 | 95.0 | 96.0 | 94.3 | 96.2  | 95.8  | 95.0 | 96.6 |
|                              | 2005               | 100.0 | 97.8  | 97.6 | 95.0 | 96.0 | 94.1 | 96.0  | 95.7  | 94.9 | 96.6 |
|                              | 2006               | 100.0 | 98.0  | 97.7 | 95.1 | 96.0 | 94.2 | 96.2  | 95.5  | 94.8 | 96.8 |

6. 都市間格差指数 (4) Regional difference index

東京=100  
Tokyo=100

| 36 建物種類 Building type          |                              | 構造別平均 R C   |             |               |               |                 |                 |                |               |              |               |
|--------------------------------|------------------------------|-------------|-------------|---------------|---------------|-----------------|-----------------|----------------|---------------|--------------|---------------|
| 指数種類<br>Kind of Index          | 都市<br>年 City<br>Year         | 東京<br>Tokyo | 大阪<br>Osaka | 名古屋<br>Nagoya | 福岡<br>Fukuoka | 広島<br>Hiroshima | 高松<br>Takamatsu | 金沢<br>Kanazawa | 新潟<br>Niigata | 仙台<br>Sendai | 札幌<br>Sapporo |
|                                | 工事原価<br>Construction<br>cost | 2000年       | 100.0       | 99.3          | 96.3          | 95.0            | 96.9            | 96.4           | 99.1          | 98.4         | 95.9          |
| 2001                           |                              | 100.0       | 98.8        | 95.7          | 95.3          | 96.6            | 96.2            | 99.0           | 98.2          | 96.5         | 94.6          |
| 2002                           |                              | 100.0       | 98.0        | 95.3          | 95.2          | 94.6            | 94.4            | 97.9           | 97.7          | 95.6         | 94.0          |
| 2003                           |                              | 100.0       | 98.1        | 95.5          | 95.5          | 94.4            | 94.6            | 97.7           | 97.4          | 95.4         | 94.9          |
| 2004                           |                              | 100.0       | 97.8        | 96.5          | 95.9          | 94.5            | 95.9            | 98.5           | 97.4          | 95.3         | 95.8          |
| 2005                           |                              | 100.0       | 97.6        | 96.4          | 95.3          | 94.7            | 95.9            | 98.8           | 96.3          | 95.2         | 96.1          |
| 2006                           |                              | 100.0       | 98.0        | 97.1          | 95.0          | 96.2            | 95.8            | 98.6           | 95.9          | 94.9         | 95.8          |
| 純工事費<br>Net work<br>cost       | 2000年                        | 100.0       | 99.6        | 96.7          | 95.3          | 96.5            | 96.7            | 99.7           | 99.7          | 96.1         | 95.3          |
|                                | 2001                         | 100.0       | 99.1        | 96.2          | 95.7          | 96.1            | 96.3            | 99.6           | 99.4          | 96.8         | 95.1          |
|                                | 2002                         | 100.0       | 98.3        | 95.7          | 95.6          | 95.4            | 95.2            | 99.1           | 98.7          | 96.4         | 94.6          |
|                                | 2003                         | 100.0       | 98.3        | 95.9          | 95.8          | 95.2            | 95.3            | 99.0           | 98.4          | 96.2         | 95.4          |
|                                | 2004                         | 100.0       | 98.3        | 96.8          | 96.7          | 95.2            | 95.8            | 99.4           | 98.4          | 95.6         | 96.8          |
|                                | 2005                         | 100.0       | 98.1        | 96.8          | 96.4          | 95.3            | 95.5            | 99.8           | 97.5          | 95.5         | 97.3          |
|                                | 2006                         | 100.0       | 98.3        | 97.4          | 95.9          | 96.8            | 94.9            | 99.3           | 97.0          | 95.0         | 96.8          |
| 建築<br>Building<br>construction | 2000年                        | 100.0       | 100.3       | 96.5          | 95.3          | 96.7            | 97.5            | 100.7          | 101.0         | 96.6         | 94.9          |
|                                | 2001                         | 100.0       | 99.5        | 95.6          | 95.8          | 96.2            | 96.9            | 100.6          | 100.7         | 97.5         | 94.5          |
|                                | 2002                         | 100.0       | 98.5        | 95.0          | 95.8          | 95.2            | 95.5            | 100.1          | 99.7          | 97.0         | 93.8          |
|                                | 2003                         | 100.0       | 98.4        | 95.4          | 96.2          | 95.0            | 95.8            | 100.1          | 99.3          | 96.8         | 95.1          |
|                                | 2004                         | 100.0       | 98.6        | 96.5          | 97.4          | 95.1            | 96.4            | 100.7          | 99.4          | 96.0         | 97.0          |
|                                | 2005                         | 100.0       | 98.2        | 96.5          | 97.0          | 95.2            | 96.2            | 101.2          | 98.3          | 95.8         | 97.6          |
|                                | 2006                         | 100.0       | 98.4        | 97.4          | 96.4          | 97.2            | 95.3            | 100.6          | 97.6          | 95.3         | 96.9          |
| 設備<br>Installation             | 2000年                        | 100.0       | 97.9        | 97.4          | 95.3          | 95.8            | 94.4            | 96.9           | 96.2          | 94.8         | 96.4          |
|                                | 2001                         | 100.0       | 98.1        | 97.6          | 95.3          | 95.9            | 94.4            | 96.8           | 96.1          | 95.0         | 96.7          |
|                                | 2002                         | 100.0       | 98.0        | 97.5          | 95.1          | 95.9            | 94.3            | 96.4           | 95.8          | 94.8         | 96.6          |
|                                | 2003                         | 100.0       | 97.8        | 97.3          | 94.8          | 95.7            | 94.2            | 96.2           | 95.7          | 94.6         | 96.3          |
|                                | 2004                         | 100.0       | 97.8        | 97.3          | 94.7          | 95.7            | 94.0            | 96.1           | 95.6          | 94.6         | 96.3          |
|                                | 2005                         | 100.0       | 97.7        | 97.4          | 94.7          | 95.7            | 93.8            | 95.9           | 95.5          | 94.5         | 96.3          |
|                                | 2006                         | 100.0       | 97.8        | 97.5          | 94.8          | 95.8            | 94.0            | 96.0           | 95.4          | 94.5         | 96.4          |

| 37 建物種類 Building type          |                              | 構造別平均 S     |             |               |               |                 |                 |                |               |              |               |
|--------------------------------|------------------------------|-------------|-------------|---------------|---------------|-----------------|-----------------|----------------|---------------|--------------|---------------|
| 指数種類<br>Kind of Index          | 都市<br>年 City<br>Year         | 東京<br>Tokyo | 大阪<br>Osaka | 名古屋<br>Nagoya | 福岡<br>Fukuoka | 広島<br>Hiroshima | 高松<br>Takamatsu | 金沢<br>Kanazawa | 新潟<br>Niigata | 仙台<br>Sendai | 札幌<br>Sapporo |
|                                | 工事原価<br>Construction<br>cost | 2000年       | 100.0       | 98.4          | 96.6          | 96.1            | 96.8            | 95.7           | 97.9          | 97.1         | 96.3          |
| 2001                           |                              | 100.0       | 98.3        | 96.2          | 96.0          | 96.6            | 95.3            | 97.6           | 96.8          | 96.5         | 97.1          |
| 2002                           |                              | 100.0       | 98.0        | 96.0          | 95.7          | 94.9            | 94.5            | 96.9           | 96.7          | 95.6         | 96.6          |
| 2003                           |                              | 100.0       | 98.2        | 96.0          | 95.9          | 94.9            | 94.6            | 96.6           | 96.5          | 95.3         | 97.0          |
| 2004                           |                              | 100.0       | 97.8        | 96.9          | 96.5          | 95.3            | 95.6            | 97.2           | 96.7          | 95.7         | 97.3          |
| 2005                           |                              | 100.0       | 97.5        | 96.7          | 95.9          | 95.4            | 95.6            | 97.4           | 96.0          | 95.7         | 97.7          |
| 2006                           |                              | 100.0       | 97.9        | 97.0          | 95.8          | 95.8            | 96.5            | 97.6           | 95.6          | 95.8         | 97.7          |
| 純工事費<br>Net work<br>cost       | 2000年                        | 100.0       | 98.7        | 97.0          | 96.5          | 96.5            | 95.9            | 98.4           | 98.2          | 96.6         | 97.9          |
|                                | 2001                         | 100.0       | 98.6        | 96.7          | 96.4          | 96.2            | 95.4            | 98.0           | 97.8          | 96.8         | 97.7          |
|                                | 2002                         | 100.0       | 98.3        | 96.4          | 96.1          | 95.7            | 95.2            | 97.9           | 97.6          | 96.5         | 97.2          |
|                                | 2003                         | 100.0       | 98.4        | 96.4          | 96.3          | 95.7            | 95.3            | 97.7           | 97.4          | 96.1         | 97.6          |
|                                | 2004                         | 100.0       | 98.3        | 97.2          | 97.3          | 96.1            | 95.6            | 97.9           | 97.6          | 96.0         | 98.4          |
|                                | 2005                         | 100.0       | 98.0        | 97.1          | 97.0          | 96.1            | 95.3            | 98.2           | 97.1          | 96.1         | 98.8          |
|                                | 2006                         | 100.0       | 98.2        | 97.3          | 96.8          | 97.1            | 95.2            | 98.2           | 96.6          | 96.1         | 98.7          |
| 建築<br>Building<br>construction | 2000年                        | 100.0       | 99.0        | 96.8          | 97.0          | 96.9            | 96.5            | 99.0           | 99.0          | 97.3         | 98.6          |
|                                | 2001                         | 100.0       | 98.8        | 96.3          | 97.0          | 96.4            | 95.8            | 98.5           | 98.5          | 97.7         | 98.2          |
|                                | 2002                         | 100.0       | 98.5        | 95.9          | 96.6          | 95.7            | 95.6            | 98.5           | 98.4          | 97.3         | 97.6          |
|                                | 2003                         | 100.0       | 98.6        | 96.0          | 97.0          | 95.8            | 95.8            | 98.4           | 98.2          | 96.9         | 98.3          |
|                                | 2004                         | 100.0       | 98.6        | 97.1          | 98.4          | 96.3            | 96.3            | 98.8           | 98.5          | 96.8         | 99.5          |
|                                | 2005                         | 100.0       | 98.2        | 97.0          | 98.1          | 96.3            | 96.0            | 99.2           | 97.8          | 96.9         | 100.1         |
|                                | 2006                         | 100.0       | 98.3        | 97.3          | 97.7          | 97.7            | 95.6            | 99.2           | 97.2          | 96.8         | 99.9          |
| 設備<br>Installation             | 2000年                        | 100.0       | 98.0        | 97.5          | 95.2          | 95.7            | 94.4            | 97.0           | 96.2          | 94.8         | 96.3          |
|                                | 2001                         | 100.0       | 98.0        | 97.6          | 95.2          | 95.8            | 94.4            | 96.8           | 96.1          | 94.8         | 96.5          |
|                                | 2002                         | 100.0       | 97.9        | 97.5          | 94.9          | 95.7            | 94.3            | 96.4           | 95.8          | 94.6         | 96.4          |
|                                | 2003                         | 100.0       | 97.8        | 97.3          | 94.6          | 95.5            | 94.1            | 96.1           | 95.6          | 94.4         | 96.0          |
|                                | 2004                         | 100.0       | 97.7        | 97.3          | 94.6          | 95.6            | 94.0            | 96.0           | 95.6          | 94.3         | 96.0          |
|                                | 2005                         | 100.0       | 97.6        | 97.3          | 94.5          | 95.7            | 93.8            | 95.9           | 95.4          | 94.3         | 96.0          |
|                                | 2006                         | 100.0       | 97.8        | 97.4          | 94.6          | 95.9            | 94.1            | 96.1           | 95.3          | 94.3         | 96.2          |

| 38 建物種類 Building type          |                              | 構造別平均 W     |             |               |               |                 |                 |                |               |              |               |
|--------------------------------|------------------------------|-------------|-------------|---------------|---------------|-----------------|-----------------|----------------|---------------|--------------|---------------|
| 指数種類<br>Kind of Index          | 都市<br>年 City<br>Year         | 東京<br>Tokyo | 大阪<br>Osaka | 名古屋<br>Nagoya | 福岡<br>Fukuoka | 広島<br>Hiroshima | 高松<br>Takamatsu | 金沢<br>Kanazawa | 新潟<br>Niigata | 仙台<br>Sendai | 札幌<br>Sapporo |
|                                | 工事原価<br>Construction<br>cost | 2000年       | 100.0       | 98.6          | 97.8          | 95.6            | 95.9            | 94.8           | 97.3          | 96.5         | 95.3          |
| 2001                           |                              | 100.0       | 99.0        | 97.7          | 95.8          | 96.0            | 94.9            | 97.4           | 96.6          | 95.6         | 96.3          |
| 2002                           |                              | 100.0       | 98.6        | 97.6          | 95.8          | 94.7            | 94.0            | 96.7           | 96.5          | 95.0         | 96.1          |
| 2003                           |                              | 100.0       | 98.7        | 97.6          | 95.9          | 94.8            | 94.1            | 96.6           | 96.4          | 95.1         | 96.3          |
| 2004                           |                              | 100.0       | 98.2        | 98.1          | 95.9          | 95.0            | 94.9            | 97.0           | 96.5          | 95.5         | 96.3          |
| 2005                           |                              | 100.0       | 98.0        | 98.1          | 95.6          | 95.4            | 95.2            | 97.1           | 96.1          | 95.5         | 96.4          |
| 2006                           |                              | 100.0       | 98.2        | 98.4          | 95.5          | 95.9            | 95.4            | 97.0           | 95.8          | 95.4         | 96.5          |
| 純工事費<br>Net work<br>cost       | 2000年                        | 100.0       | 98.9        | 98.4          | 96.0          | 95.6            | 95.0            | 97.7           | 97.5          | 95.6         | 96.8          |
|                                | 2001                         | 100.0       | 99.3        | 98.3          | 96.2          | 95.7            | 95.0            | 97.8           | 97.6          | 95.8         | 96.9          |
|                                | 2002                         | 100.0       | 99.0        | 98.0          | 96.2          | 95.5            | 94.7            | 97.6           | 97.4          | 95.7         | 96.9          |
|                                | 2003                         | 100.0       | 98.9        | 98.1          | 96.3          | 95.6            | 94.8            | 97.7           | 97.2          | 95.8         | 96.9          |
|                                | 2004                         | 100.0       | 98.7        | 98.5          | 96.6          | 95.8            | 94.8            | 97.7           | 97.4          | 95.8         | 97.2          |
|                                | 2005                         | 100.0       | 98.5        | 98.6          | 96.6          | 96.0            | 94.9            | 97.8           | 97.1          | 95.9         | 97.4          |
|                                | 2006                         | 100.0       | 98.5        | 98.8          | 96.5          | 96.5            | 94.8            | 97.6           | 96.8          | 95.6         | 97.4          |
| 建築<br>Building<br>construction | 2000年                        | 100.0       | 99.2        | 98.5          | 96.2          | 95.6            | 95.1            | 97.8           | 97.8          | 95.8         | 96.8          |
|                                | 2001                         | 100.0       | 99.7        | 98.4          | 96.5          | 95.7            | 95.2            | 98.0           | 97.9          | 96.1         | 96.8          |
|                                | 2002                         | 100.0       | 99.2        | 98.2          | 96.6          | 95.5            | 94.9            | 97.9           | 97.7          | 96.0         | 96.7          |
|                                | 2003                         | 100.0       | 99.2        | 98.3          | 96.8          | 95.6            | 95.0            | 98.0           | 97.6          | 96.2         | 97.0          |
|                                | 2004                         | 100.0       | 99.0        | 98.8          | 97.2          | 95.9            | 95.0            | 98.1           | 97.7          | 96.2         | 97.5          |
|                                | 2005                         | 100.0       | 98.8        | 98.9          | 97.2          | 96.2            | 95.1            | 98.2           | 97.4          | 96.2         | 97.6          |
|                                | 2006                         | 100.0       | 98.7        | 99.1          | 96.9          | 96.6            | 94.8            | 97.9           | 97.1          | 95.9         | 97.5          |
| 設備<br>Installation             | 2000年                        | 100.0       | 97.9        | 97.7          | 95.1          | 95.5            | 94.3            | 97.3           | 96.4          | 94.9         | 96.9          |
|                                | 2001                         | 100.0       | 97.9        | 97.7          | 95.1          | 95.6            | 94.3            | 97.1           | 96.3          | 94.8         | 96.9          |
|                                | 2002                         | 100.0       | 97.9        | 97.5          | 94.9          | 95.5            | 94.2            | 96.7           | 96.0          | 94.6         | 96.8          |
|                                | 2003                         | 100.0       | 97.7        | 97.3          | 94.5          | 95.3            | 94.1            | 96.5           | 95.9          | 94.4         | 96.5          |
|                                | 2004                         | 100.0       | 97.7        | 97.3          | 94.4          | 95.3            | 94.0            | 96.4           | 95.9          | 94.3         | 96.4          |
|                                | 2005                         | 100.0       | 97.5        | 97.4          | 94.4          | 95.5            | 94.1            | 96.4           | 95.9          | 94.5         | 96.4          |
|                                | 2006                         | 100.0       | 97.7        | 97.6          | 94.7          | 95.8            | 94.6            | 96.7           | 96.0          | 94.6         | 96.9          |

7. 主要細目価格指数[東京]

Price index (major detailed items) [Tokyo]

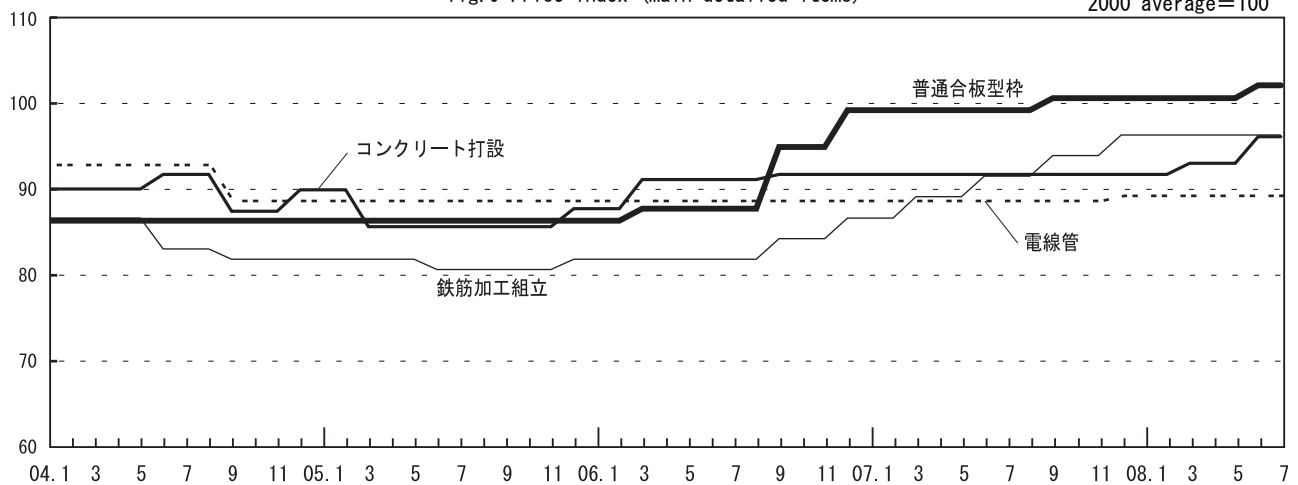
平成12年平均=100  
2000 average=100

| 年月<br>Year Month | 細目<br>Items | コンクリート打設<br>(工)<br>Cast-In-Place<br>Concrete(M) | 鉄筋加工組立<br>(工)<br>Reinforcement (W) | 普通合板型枠<br>(材工)<br>Ordinary form<br>(plywood) (M&W) | 鉄骨工場製作<br>(工)<br>Structural<br>steel work(W) | アスファルト防水<br>(材工)<br>Bituminous<br>membrane (M&W) | 間仕切軸組<br>(材工)<br>Internal<br>partitioning wall<br>frame (M&W) |
|------------------|-------------|---|------------------------------------|--|--|--|---|
| 2001年 平均         |             | 98.5  | 95.7                               | 97.1   | 93.9   | 98.5   | 99.2  |
| 2002             |             | 97.1  | 95.2                               | 95.3   | 92.3   | 98.5   | 99.2  |
| 2003             |             | 92.1  | 90.6                               | 91.5   | 88.4   | 98.5   | 99.2  |
| 2004             |             | 89.9  | 84.2                               | 86.4   | 69.0   | 93.9   | 99.2  |
| 2005             |             | 86.6  | 81.3                               | 86.4   | 66.8   | 90.6   | 80.8  |
| 2006             |             | 90.9  | 82.9                               | 90.3   | 66.8   | 90.6   | 71.7  |
| 2007             |             | 91.8  | 91.2                               | 99.8   | 66.8   | 90.6   | 71.7  |
| 2007年 7月         |             | 91.8  | 91.6                               | 99.3   | 66.8   | 90.6   | 71.7  |
| 8                |             | 91.8  | 91.6                               | 99.3   | 66.8   | 90.6   | 71.7  |
| 9                |             | 91.8  | 94.0                               | 100.7  | 66.8   | 90.6   | 71.7  |
| 10               |             | 91.8  | 94.0                               | 100.7  | 66.8   | 90.6   | 71.7  |
| 11               |             | 91.8  | 94.0                               | 100.7  | 66.8   | 90.6   | 71.7  |
| 12               |             | 91.8  | 96.4                               | 100.7  | 66.8   | 90.6   | 71.7  |
| 2008年 1月         |             | 91.8  | 96.4                               | 100.7  | 66.8   | 90.6   | 71.7  |
| 2                |             | 91.8  | 96.4                               | 100.7  | 66.8   | 90.6   | 71.7  |
| 3                |             | 93.1  | 96.4                               | 100.7  | 66.8   | 90.6   | 71.7  |
| 4                |             | 93.1  | 96.4                               | 100.7  | 66.8   | 90.6   | 71.7  |
| 5                |             | 93.1  | 96.4                               | 100.7  | 66.8   | 90.6   | 71.7  |
| 6                |             | 96.2  | 96.4                               | 102.2  | 67.5   | 93.1   | 71.7  |
| 7                |             | 96.2  | 96.4                               | 102.2  | 67.5   | 93.1   | 71.7  |

| 年月<br>Year Month | 細目<br>Items | 軽鉄壁軸組<br>(材工)<br>Steel wall<br>backing (M&W) | 床モルタル塗<br>(材工)<br>Cement plastering<br>to floor(M&W) | フロートガラス<br>(材工)<br>Float sheet<br>glass (M&W) | 石こうボード<br>(材工)<br>Plaster board<br>(M&W) | 電線管<br>(材工)<br>Rigid steel<br>conduits (M&W) | 配管<br>(工)<br>Piping work<br>(W) |
|------------------|-------------|--|--|---|--|--|---------------------------------|
| 2001年 平均         |             | 99.8   | 97.4   | 99.6  | 92.6                                     | 99.6   | 99.5                            |
| 2002             |             | 95.6   | 92.2   | 87.6  | 90.8                                     | 97.0   | 98.3                            |
| 2003             |             | 76.1   | 87.7   | 72.4  | 83.1                                     | 94.5   | 94.4                            |
| 2004             |             | 72.9   | 79.3   | 69.7  | 70.8                                     | 91.5   | 93.3                            |
| 2005             |             | 71.0   | 77.4   | 68.4  | 67.9                                     | 88.7   | 93.3                            |
| 2006             |             | 72.0   | 75.6   | 65.7  | 67.9                                     | 88.7   | 93.3                            |
| 2007             |             | 71.0   | 75.6   | 65.6  | 67.9                                     | 88.8   | 93.3                            |
| 2007年 7月         |             | 71.0   | 75.6   | 65.7  | 67.9                                     | 88.7   | 93.3                            |
| 8                |             | 71.0   | 75.6   | 65.7  | 67.9                                     | 88.7   | 93.3                            |
| 9                |             | 71.0   | 75.6   | 65.7  | 67.9                                     | 88.7   | 93.3                            |
| 10               |             | 71.0   | 75.6   | 65.7  | 67.9                                     | 88.7   | 93.3                            |
| 11               |             | 71.0   | 75.6   | 65.7  | 67.9                                     | 88.7   | 93.3                            |
| 12               |             | 71.0   | 75.6   | 64.3  | 67.9                                     | 89.3   | 93.3                            |
| 2008年 1月         |             | 71.0   | 75.6   | 64.3  | 67.9                                     | 89.3   | 93.3                            |
| 2                |             | 71.0   | 75.6   | 64.3  | 67.9                                     | 89.3   | 93.3                            |
| 3                |             | 71.0   | 75.6   | 64.3  | 67.9                                     | 89.3   | 93.3                            |
| 4                |             | 71.0   | 75.6   | 64.3  | 67.9                                     | 89.3   | 93.3                            |
| 5                |             | 71.0   | 75.6   | 64.3  | 67.9                                     | 89.3   | 93.3                            |
| 6                |             | 72.7   | 77.9   | 64.3  | 67.9                                     | 89.3   | 93.3                            |
| 7                |             | 72.7   | 77.9   | 64.3  | 67.9                                     | 89.3   | 93.3                            |

図-9 主要細目価格指数  
fig.9 Price index (main detailed items)

平成12年平均=100  
2000 average=100



8. 主要細目寄与度[東京] Contribution to Annual and Monthly changes (major detailed items) [Tokyo]

(対純工事費)  
to Net work cost

| 建物種類<br>Building type |                                       | No. 4 集合住宅 R C 5,000㎡<br>Condominium            |  |   | No. 8 事務所 S R C 7,000㎡<br>Office                |  |   |
|-----------------------|---------------------------------------|---|--|---|---|--|---|
|                       |                                       | 2000年比<br>Base period changes<br>(’08.7/’00Ave) | 前年同月比<br>Yearly changes<br>(’08.7/’07.7) | 前月比<br>Monthly changes<br>(’08.7/’08.6) | 2000年比<br>Base period changes<br>(’08.7/’00Ave) | 前年同月比<br>Yearly changes<br>(’08.7/’07.7) | 前月比<br>Monthly changes<br>(’08.7/’08.6) |
| 細目                    | Items                                 |   |  |   |   |  |   |
| (純工事費)                | Net work cost)                        | 1.94  | 7.02                                     | 0.55                                    | 5.83  | 10.31                                    | 0.33                                    |
| (建築)                  | Building construction)                | 2.41  | 6.18                                     | 0.39                                    | 8.52  | 9.55                                     | 0.24                                    |
| 生コンクリート               | (材) Ready-mixed concrete (M)          | 0.05  | 0.30                                     | 0.00                                    | 0.03  | 0.20                                     | 0.00                                    |
| 型枠                    | (材工) Formwork (M&W)                   | 0.21  | 0.28                                     | 0.00                                    | 0.11  | 0.15                                     | 0.00                                    |
| 鉄筋                    | (材) Deformed bar (M)                  | 8.02  | 4.22                                     | 0.28                                    | 4.67  | 2.44                                     | 0.16                                    |
| 鉄筋加工組立                | (工) Reinforcement (W)                 | ▲ 0.12  | 0.16                                     | 0.00                                    | ▲ 0.07  | 0.09                                     | 0.00                                    |
| 鋼骨材                   | (材) Steel frame (M)                   | 0.48  | 0.26                                     | 0.00                                    | 10.44   | 5.54                                     | 0.00                                    |
| 鉄骨加工                  | (工) Structural steel work (W)         | ▲ 0.03  | 0.00                                     | 0.00                                    | ▲ 0.94  | 0.03                                     | 0.00                                    |
| アスファルト防水              | (材工) Bituminous membrane (M&W)        | ▲ 0.03  | 0.01                                     | 0.00                                    | ▲ 0.02  | 0.01                                     | 0.00                                    |
| 木工                    | (材工) Carpentry (M&W)                  | ▲ 1.12  | ▲ 0.06                                   | 0.00                                    | ▲ 0.11  | ▲ 0.01                                   | 0.00                                    |
| 軽鉄軸組                  | (材工) Steel wall backing (M&W)         | ▲ 0.14  | 0.01                                     | 0.00                                    | ▲ 0.25  | 0.02                                     | 0.00                                    |
| モルタル塗                 | (材工) Cement plastering (M&W)          | ▲ 0.32  | 0.03                                     | 0.00                                    | ▲ 0.11  | 0.01                                     | 0.00                                    |
| アルミサッシ                | (材工) Aluminum window (M&W)            | ▲ 0.33  | 0.03                                     | 0.00                                    | ▲ 0.33  | 0.03                                     | 0.00                                    |
| 石こうボード                | (材工) Plaster board (M&W)              | ▲ 0.43  | 0.00                                     | 0.00                                    | ▲ 0.30  | 0.00                                     | 0.00                                    |
| その他                   | Others                                | ▲ 3.83  | 0.94                                     | 0.11                                    | ▲ 4.60  | 1.04                                     | 0.08                                    |
| (設備)                  | Installation)                         | ▲ 0.47  | 0.84                                     | 0.16                                    | ▲ 2.69  | 0.77                                     | 0.10                                    |
| 電気機器                  | (材工) Electrical equipment (M&W)       | ▲ 0.15  | 0.03                                     | 0.00                                    | ▲ 0.34  | 0.03                                     | 0.00                                    |
| 照明器具                  | (材工) Lighting equipment (M&W)         | 0.00  | 0.00                                     | 0.00                                    | 0.00  | 0.00                                     | 0.00                                    |
| 電線・ケーブル               | (材工) Wiring, Cable (M&W)              | 0.05  | 0.11                                     | 0.00                                    | 0.06  | 0.12                                     | 0.00                                    |
| 衛生機器                  | (材工) Sanitary equipment (M&W)         | ▲ 0.31  | 0.03                                     | 0.00                                    | ▲ 0.15  | 0.02                                     | 0.00                                    |
| 配管                    | (材工) Plumbing, Gas (M&W)              | 0.71  | 0.45                                     | 0.15                                    | 0.30  | 0.19                                     | 0.06                                    |
| 空調機器                  | (材工) Air-conditioning equipment (M&W) | ▲ 0.32  | 0.01                                     | 0.00                                    | ▲ 1.77  | 0.02                                     | 0.00                                    |
| ダクト                   | (材工) Air-conditioning duct (M&W)      | ▲ 0.02  | 0.00                                     | 0.00                                    | ▲ 0.05  | 0.00                                     | 0.00                                    |
| その他                   | Others                                | ▲ 0.43  | 0.21                                     | 0.01                                    | ▲ 0.74  | 0.39                                     | 0.04                                    |

| 建物種類<br>Building type |                                       | No. 28 工場 S 5,000㎡<br>Factory                   |  |   | No. 32 個人住宅 W 125㎡<br>Individual house          |  |   |
|-----------------------|---------------------------------------|---|--|---|---|--|---|
|                       |                                       | 2000年比<br>Base period changes<br>(’08.7/’00Ave) | 前年同月比<br>Yearly changes<br>(’08.7/’07.7) | 前月比<br>Monthly changes<br>(’08.7/’08.6) | 2000年比<br>Base period changes<br>(’08.7/’00Ave) | 前年同月比<br>Yearly changes<br>(’08.7/’07.7) | 前月比<br>Monthly changes<br>(’08.7/’08.6) |
| 細目                    | Items                                 |   |  |   |   |  |   |
| (純工事費)                | Net work cost)                        | 13.08   | 13.26                                    | 0.27                                    | ▲ 9.96  | 2.05                                     | 0.30                                    |
| (建築)                  | Building construction)                | 14.72   | 12.49                                    | 0.17                                    | ▲ 10.36   | 0.93                                     | 0.09                                    |
| 生コンクリート               | (材) Ready-mixed concrete (M)          | 0.03  | 0.18                                     | 0.00                                    | 0.01  | 0.10                                     | 0.00                                    |
| 型枠                    | (材工) Formwork (M&W)                   | 0.04  | 0.05                                     | 0.00                                    | 0.05  | 0.07                                     | 0.00                                    |
| 鉄筋                    | (材) Deformed bar (M)                  | 3.50  | 1.76                                     | 0.11                                    | 0.88  | 0.50                                     | 0.04                                    |
| 鉄筋加工組立                | (工) Reinforcement (W)                 | ▲ 0.05  | 0.07                                     | 0.00                                    | ▲ 0.01  | 0.02                                     | 0.00                                    |
| 鋼骨材                   | (材) Steel frame (M)                   | 18.27   | 9.31                                     | 0.00                                    |   |  |   |
| 鉄骨加工                  | (工) Structural steel work (W)         | ▲ 1.78  | 0.05                                     | 0.00                                    |   |  |   |
| アスファルト防水              | (材工) Bituminous membrane (M&W)        | ▲ 0.02  | 0.01                                     | 0.00                                    |   |  |   |
| 木工                    | (材工) Carpentry (M&W)                  | ▲ 0.03  | 0.00                                     | 0.00                                    | ▲ 6.01  | ▲ 0.36                                   | ▲ 0.02                                  |
| 軽鉄軸組                  | (材工) Steel wall backing (M&W)         | ▲ 0.24  | 0.01                                     | 0.00                                    |   |  |   |
| モルタル塗                 | (材工) Cement plastering (M&W)          | ▲ 0.10  | 0.01                                     | 0.00                                    | ▲ 0.33  | 0.03                                     | 0.00                                    |
| アルミサッシ                | (材工) Aluminum window (M&W)            | ▲ 0.30  | 0.03                                     | 0.00                                    | ▲ 0.21  | 0.08                                     | 0.00                                    |
| 石こうボード                | (材工) Plaster board (M&W)              | ▲ 0.33  | 0.00                                     | 0.00                                    | ▲ 0.28  | 0.00                                     | 0.00                                    |
| その他                   | Others                                | ▲ 4.27  | 1.01                                     | 0.06                                    | ▲ 4.46  | 0.49                                     | 0.07                                    |
| (設備)                  | Installation)                         | ▲ 1.64  | 0.78                                     | 0.10                                    | 0.39  | 1.13                                     | 0.20                                    |
| 電気機器                  | (材工) Electrical equipment (M&W)       | ▲ 0.41  | 0.03                                     | 0.00                                    | ▲ 0.04  | 0.03                                     | 0.00                                    |
| 照明器具                  | (材工) Lighting equipment (M&W)         | 0.00  | 0.00                                     | 0.00                                    | ▲ 0.20  | 0.03                                     | 0.00                                    |
| 電線・ケーブル               | (材工) Wiring, Cable (M&W)              | 0.05  | 0.11                                     | 0.00                                    | 0.18  | 0.22                                     | 0.00                                    |
| 衛生機器                  | (材工) Sanitary equipment (M&W)         | ▲ 0.19  | 0.02                                     | 0.00                                    | ▲ 0.31  | 0.23                                     | 0.00                                    |
| 配管                    | (材工) Plumbing, Gas (M&W)              | 0.40  | 0.24                                     | 0.07                                    | 0.82  | 0.57                                     | 0.18                                    |
| 空調機器                  | (材工) Air-conditioning equipment (M&W) | ▲ 1.43  | 0.02                                     | 0.00                                    |   |  |   |
| ダクト                   | (材工) Air-conditioning duct (M&W)      | ▲ 0.04  | 0.00                                     | 0.00                                    |   |  |   |
| その他                   | Others                                | ▲ 0.02  | 0.36                                     | 0.03                                    | ▲ 0.06  | 0.05                                     | 0.02                                    |

[注 Note]

(M) : Material

(W) : Working

(M&W) : Material & Working





## 第2部 建設資材物価指数 Construction Material Price Index

|  |    |
|--|----|
| I. 今月の動向 Trends  | 49 |
| 1. 建設資材物価指数 CMPI   |    |
| 2. 大分類別指数 Index by major classification  |    |
| 3. 主要品目別指数 Index by major items  |    |
| 4. 主要建設資材の動向 Trends of major construction materials  |    |
| II. 建設資材物価指数の利用の手引き Guide to the CMPI  | 54 |
| 1. 建設資材物価指数の性格 Characteristics of the CMPI   |    |
| 2. 作成方法の概略 Outline of the index  |    |
| III. 建設資材物価指数統計表 Statistical tables  | 59 |
| 1. 都市別・部門別指数 Index by cities and sectors   |    |
| 2. 建設総合中分類別指数<br>＜東京・大阪・名古屋・福岡・那覇・広島・高松・新潟・仙台・札幌＞<br>Construction general index by intermediate classification<br>＜Tokyo・Osaka・Nagoya・Fukuoka・Naha・Hiroshima・Takamatsu・Niigata・<br>Sendai・Sapporo＞ |    |
| 3. 主要品目別指数＜東京＞ Index by item＜Tokyo＞  |    |
| 4. 都市間格差指数 Regional difference index   |    |



# I. 今月の動向 Trends

2008年7月の建設資材物価指数(東京都区部：2000年平均=100)の動向をみると次のとおりである。

## 1. 建設資材物価指数 CMPI

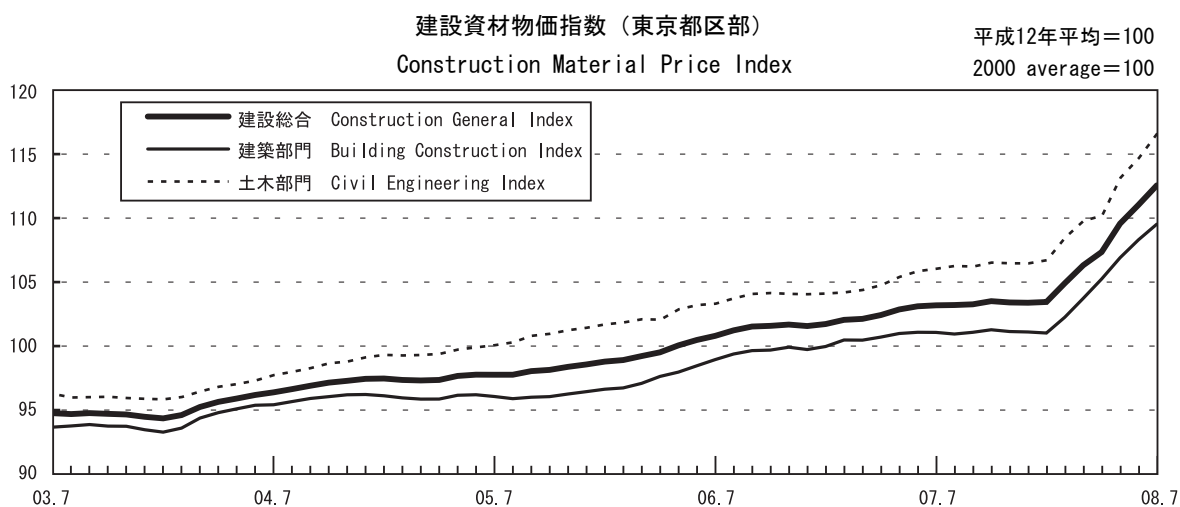
7月の建設資材物価指数は、建設総合で112.6と前月比1.38%（1.53ポイント）で7箇月連続でプラスとなった。前年同月比では+9.08%（+9.37ポイント）。

部門別でみると、

建築部門が109.6と前月比1.13%（1.23ポイント）で6箇月連続でプラスとなった。前年同月比では+8.37%（+8.46ポイント）。

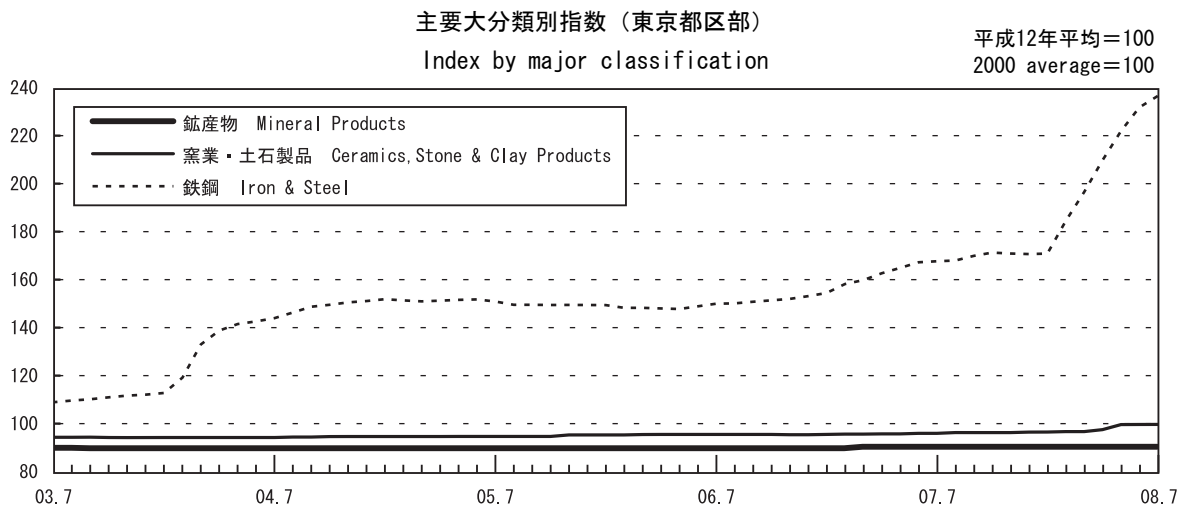
土木部門が116.6と前月比1.68%（1.92ポイント）で7箇月連続でプラスとなった。前年同月比では+9.97%（+10.57ポイント）。

※[（ ）内は前月または前年同月との指数差である。]



## 2. 大分類別指数 Index by major classification

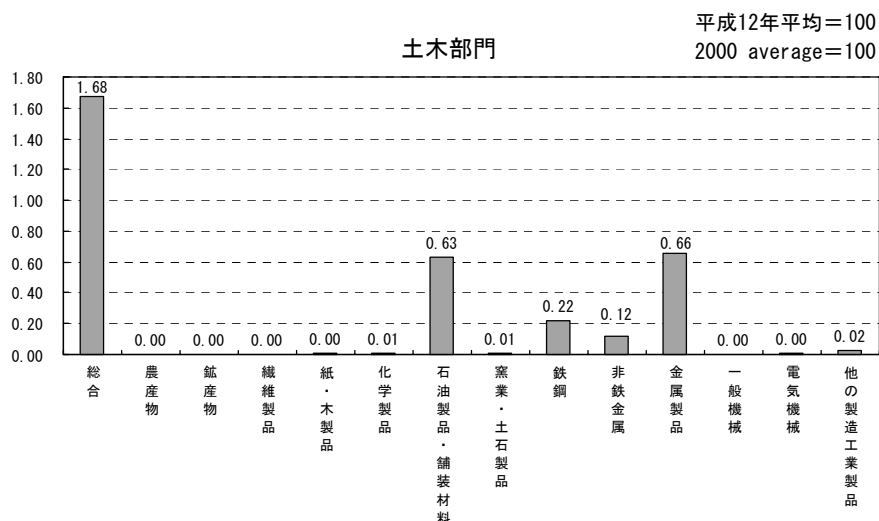
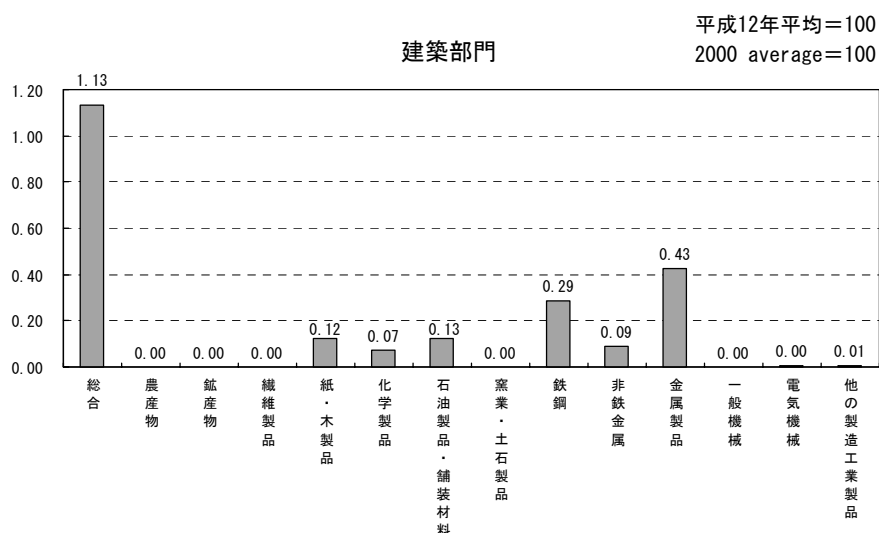
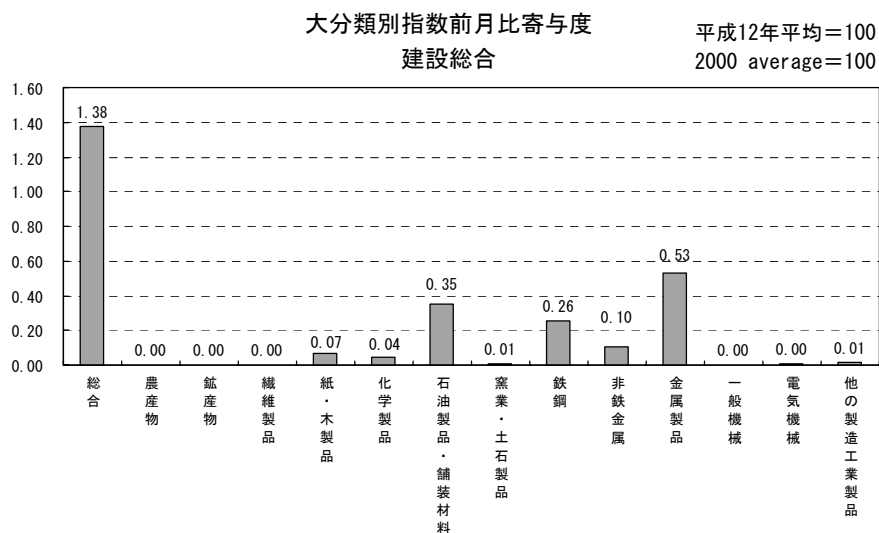
建設総合指数を構成している13大分類別指数の7月の動向は、前月比プラスとなっている指数は、石油製品・舗装材料（6.36%増：+10.3ポイント）、化学製品（3.64%増：+3.4ポイント）、非鉄金属（3.07%増：+4.5ポイント）等の9大分類。マイナスとなっている指数はなし。他の4大分類は変わらず。前年同月比プラスとなっている指数は、鉄鋼（40.92%増：+68.9ポイント）、石油製品・舗装材料（26.90%増：+36.6ポイント）、金属製品（11.86%増：+11.5ポイント）等の10大分類。マイナスとなっている指数は、紙・木製品（2.68%減：-2.6ポイント）、電気機械（0.08%減：-0.1ポイント）の2大分類。他の1大分類は変わらず。



建設総合の1.38%に対する農産物から他の製造工業製品までの13大分類の寄与度をみると、金属製品 [+0.53]、石油製品・舗装材料 [+0.35]、鉄鋼 [+0.26] 等の9大分類がプラス寄与。マイナス寄与はなかった。

部門別では、建築部門の1.13%に対し、金属製品 [+0.43]、鉄鋼 [+0.29]、石油製品・舗装材料 [+0.13] 等の8大分類がプラス寄与。マイナス寄与はなかった。

土木部門の1.68%に対し、金属製品 [+0.66]、石油製品・舗装材料 [+0.63]、鉄鋼 [+0.22] 等の9大分類がプラス寄与。マイナス寄与はなかった。



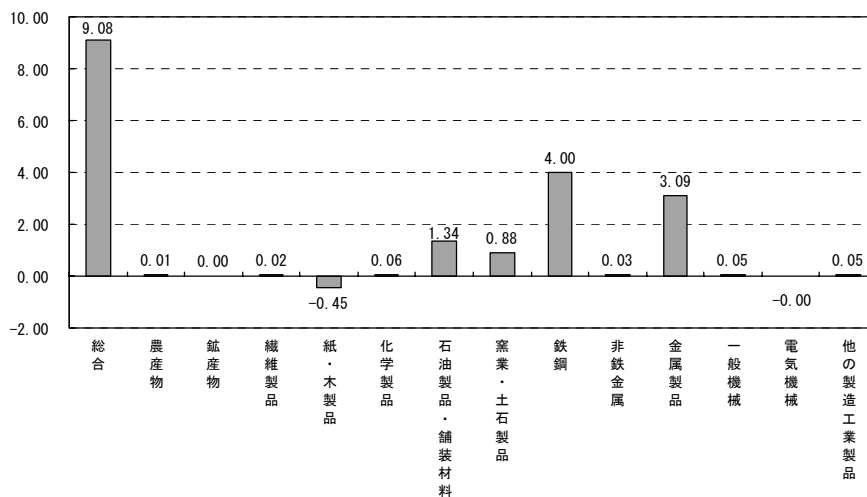
建設総合の+9.08%に対する寄与度をみると、鉄鋼 [+4.00]、金属製品 [+3.09]、石油製品・舗装材料 [+1.34] 等の10大分類がプラス寄与。紙・木製品 [-0.45]、電気機械 [-0.00] の2大分類がマイナス寄与であった。

部門別では、建築部門の+8.37%に対し、鉄鋼 [+4.34]、金属製品 [+3.38]、窯業・土石製品 [+0.61] 等の10大分類がプラス寄与。紙・木製品 [-0.71]、電気機械 [-0.01] の2大分類がマイナス寄与であった。

一方、土木部門の+9.97%に対し、鉄鋼 [+3.58]、金属製品 [+2.73]、石油製品・舗装材料 [+2.36] 等の10大分類がプラス寄与。紙・木製品 [-0.12]、非鉄金属 [-0.00] の2大分類がマイナス寄与であった。

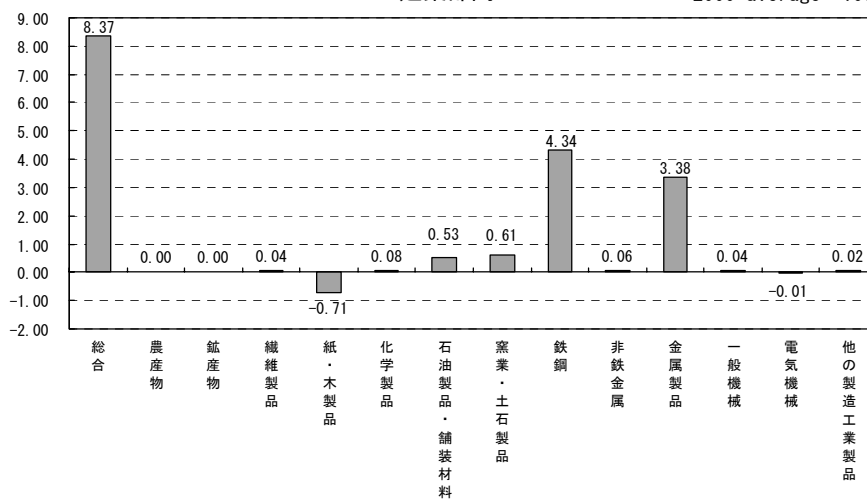
大分類別指数前年同月比寄与度  
建設総合

平成12年平均=100  
2000 average=100



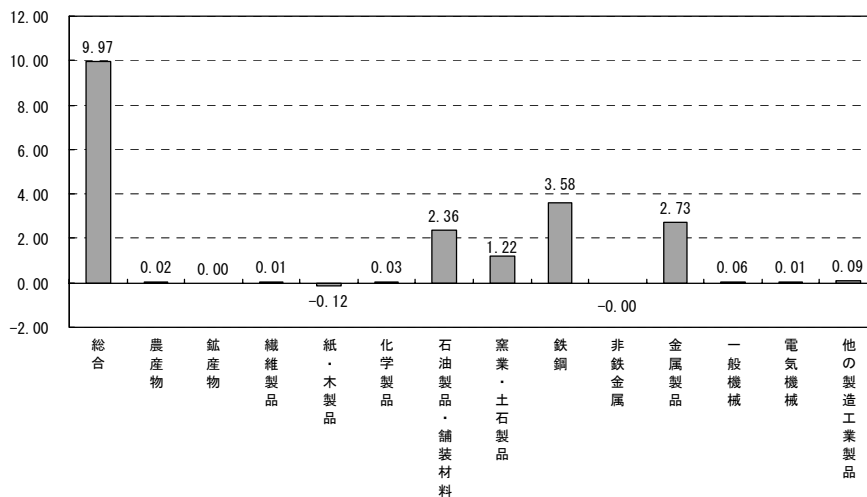
建築部門

平成12年平均=100  
2000 average=100



土木部門

平成12年平均=100  
2000 average=100

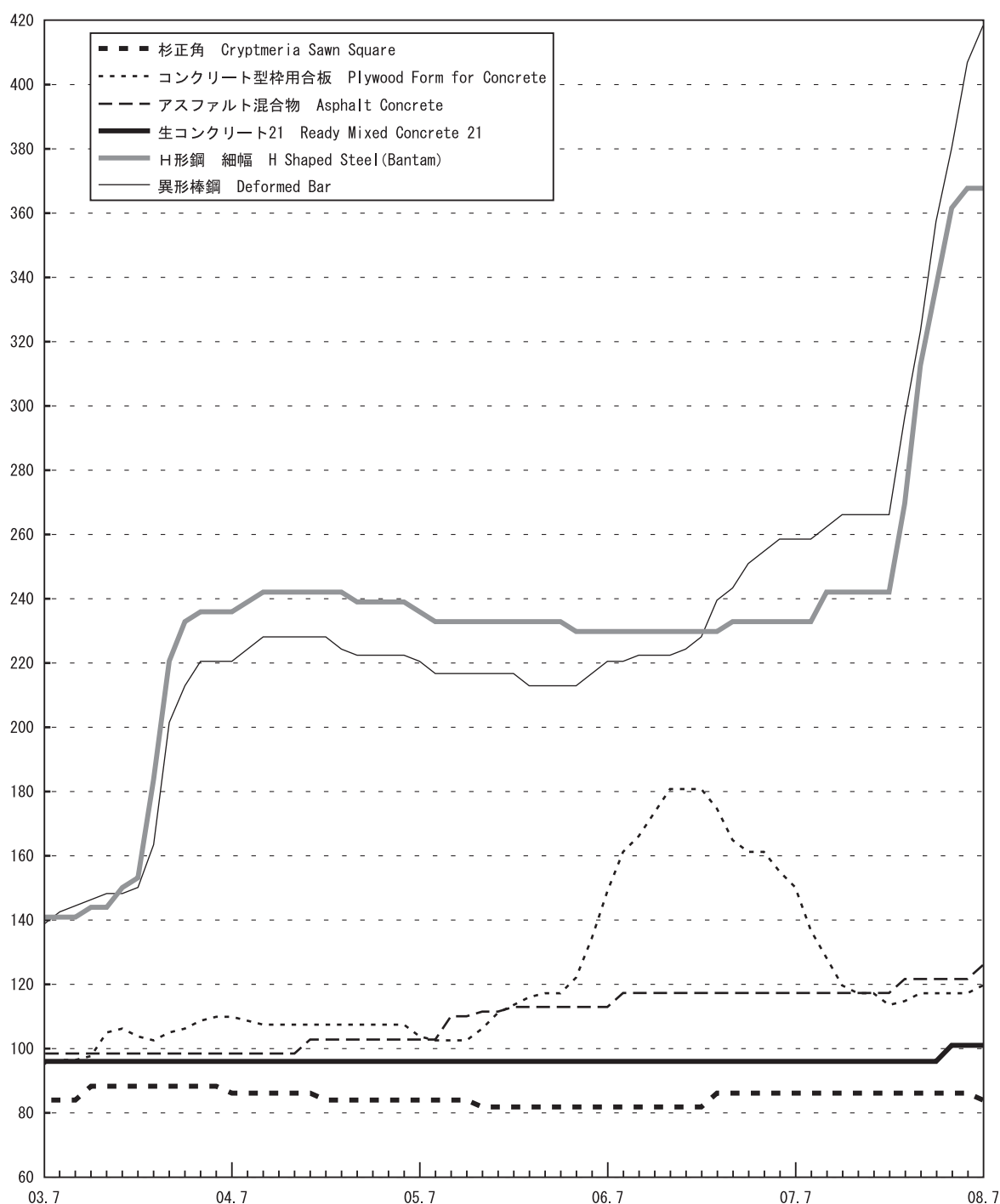


### 3. 主要品目別指数 Index by major items

建設資材物価指数を構成している小分類（個々の建設資材物価指数）は、331品目・361規格あるが、そのうち主要6品目（下図参照）の7月上旬の動向をみると、前月比プラスはアスファルト混合物（3.57%増：+4.3ポイント）、異形棒鋼（2.80%増：+11.4ポイント）、コンクリート型枠用合板（2.08%増：+2.4ポイント）の3品目。前月比マイナスは杉正角（2.50%減：-2.2ポイント）。2品目は変わらず。前年同月比プラスは異形棒鋼（61.76%増：+159.7ポイント）、H形鋼（57.89%増：+134.9ポイント）、アスファルト混合物（7.41%増：+8.7ポイント）、生コンクリート（5.22%増：+5.0ポイント）の4品目。前年同月比マイナスは、コンクリート型枠用合板（20.33%減：-30.5ポイント）、杉正角（2.50%減：-2.2ポイント）の2品目。

主要品目別指数（東京都区部）  
Index by major items

平成12年平均=100  
2000 average=100



#### 4. 主要建設資材の動向 Trends of major construction materials

今月の建築費指数・建設資材物価指数に寄与した主要資材の動きは次のとおりである。

##### 【異形棒鋼】－原料の値上がり続き、上伸－

S D 295 A・D 16でトン当たり110,000円と前月比3,000円の続伸。鉄くず価格の上昇が続いており、メーカー各社の値上げ意向は依然として強い。需要が低迷するなかでの値上げに対して需要家は難色を示しているが、メーカー、流通筋が逆ざや回避に向けて売り腰を強めた結果、高値が浸透した。今後も国内需要の減少が続くとみるメーカーは輸出向けに生産を振り向け、国内需給バランスの維持に努める意向を示すなど、価格優先の販売姿勢を崩していない。先行き、強含み推移の公算大。（古井戸）

##### 【コンクリート型枠用合板】－原木高の影響から、上伸－

12×900×1,800mm輸入品で枚当たり980円と前月比20円の上伸。5月の輸入合板入荷量は約35万m<sup>3</sup>で前年同月比12%の減少。産地ではラワン丸太の供給が少なく、原木価格の上伸により国内商社の製品買い付け交渉は難航している。このため市中では先高観が強まり、流通筋は需要家への売り腰を強めていた。

需要の回復は鈍いものの、供給タイトな状態が続くとの見方が強く、流通筋は一部で在庫の積み増しを行っている。目先、強含みで推移しそう。（高橋）

##### 【燃料油】－原油価格が続騰、全油種とも大幅上伸－

中間三品はローリー渡しで灯油がリットル当たり107円と前月比12円、A重油（一般）が105円と前月比11円、軽油が138円と前月比12円と各油種とも大幅に上伸した。また、レギュラーガソリンはスタンド渡しでリットル当たり164円と前月比5円の上伸。

各特約店がこれまでの未転嫁分を含めて仕切価格の引き上げ分を転嫁した結果、大幅に上伸した。原油価格の高値水準が続くものと予想され、先行き、各油種とも強含みの公算大。（葦浦）

##### 【電線】－銅価格高騰を映し、上伸－

電線価格の指標となる国内電気銅建値は7月上旬にトン当たり97万円となり、前月上旬に比べて7万円の上伸。銅産地の供給不安などから一時は8カ月半ぶりに100万円まで上伸した。原材料である銅の値上がりを受け、メーカーは仕切価格を引き上げ、流通筋も追隨した結果、I V 1.6mm単線でm当たり27.5円と前月比1.3円上伸した。商いに精彩を欠くなか、銅建値が頻繁に更新され、流通筋は採算確保のため販売姿勢を崩していない。当面、横ばいで推移する公算が大きい。（渡辺）

##### 【アスファルト混合物】－値上げ浸透、300円上伸－

5月の出荷量は約27万トン（協会調べ）で前年同月比6.1%の減少。メーカー各社は前年度の値上げ積み残し分に加え、4月以降のストアス高騰など製造コストの上昇を理由に値上げを打ち出し、需要家と交渉を重ねた。その結果、密粒度13でトン当たり8,700円と前月比300円上伸した。7月に入り、ストアスの大幅値上げが現実的となり、メーカー各社は価格転嫁に向け新たな値上げ交渉を進めている。先行き、強含みで推移する公算が大きい。（川野辺）

##### 【木材】－需要低迷から下落－

杉正角（特1等3m×10.5cm×10.5cm）でm<sup>3</sup>当たり39,000円と前月比1,000円の下落。需要に大きな影響がある住宅着工は、5月の戸数でみると9万804戸（国交省調べ）で前年同月比6.5%減少。11カ月連続で前年実績を下回った。需要の減少が続くなか空梅雨で出材量が多かったこともあり、さらに市中の荷余り感が強まっている。需給が緩んでいる状況下、商状は弱く競合する外材も弱含みで推移していることから、しばらく需要家による買い手市場が続くと予想される。先行き、弱含みで推移しそう。（古井戸）

## Ⅱ. 建設資材物価指数の利用の手引き

### 1. 建設資材物価指数の性格

この建設資材物価指数は、建設工事で使用される資材の総合的な価格動向を明らかにすることを目的に作成されているものである。

資材の範囲は、建設工事に使用される直接資材に限定し、燃料（電気代、ガス代等）やサービス（機械賃貸、機械修理、土木建築サービス等）等の料金は除いている。

本指数はこのような性格から、建設工事に使用される直接資材の物価変動の観察や分析、また、建設工事における直接使用資材のコスト変動の分析などに利用することができる。

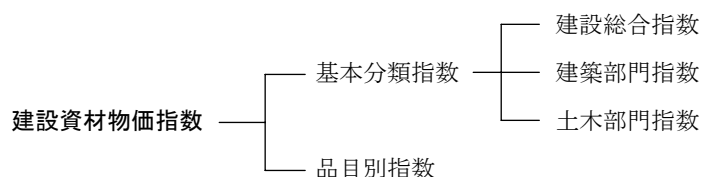
### 2. 作成方法の概略

#### 1) 指数の種類

指数には、時系列指数と都市間格差指数があり、次のような構成となっている。

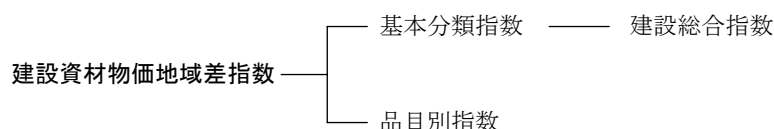
##### (1) 時系列指数

わが国全体の建設工事に使用される建設資材の物価動向を集約的に表す時系列指数(月別)で、東京都区部以下主要10都市について、固定ウエイトにより費目別及び品目別に算出している。



##### (2) 都市間格差指数

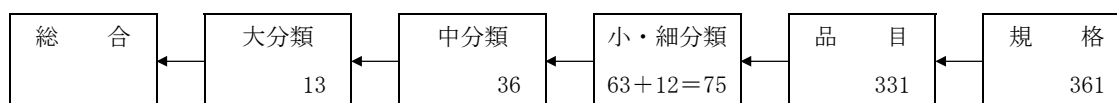
東京都区部=100として主要10都市間の物価格差を表す指数である。全国ウエイトによるラスパイレス式により年に1回、年平均指数として算出している。



#### 2) 指数の費目(資材)分類

指数の品目(資材)分類は、産業連関表の部門分類に準拠した「基本分類」である。

「基本分類」は、「建設部門分析用産業連関表」（国土交通省）による「投入部門の特別分類」を中分類とし、これに「産業連関表」の統合分類及び基本分類を組み合わせた分類で、次のような構成となっている（数字は費目ないし品目・規格数）。





|     | (大分類)        | (中分類)   |
|-----|--------------|---|
| 総 合 | 1. 農 産 物     | 農産物 (例・種苗、花木類)  |
|     | 2. 鉱 産 物     | 砂利・砕石   |
|     | 3. 繊維製品      | 畳・わら加工品、繊維工業製品  |
|     | 4. 紙・木製品     | 製材、合板、建設用木製品等、家具・建具・装備品、紙・紙加工品                              |
|     | 5. 化学製品      | 塗料、その他の化学製品   |
|     | 6. 石油製品・舗装材料 | 石油製品、舗装材料   |
|     | 7. 窯業・土石製品   | 耐火物、他の建設用土石製品、ガラス・ガラス製品、陶磁器、セメント、生コンクリート、セメント製品、その他の窯業・土石製品 |
|     | 8. 鉄 鋼       | 熱間圧延鋼材、鋼管、冷間・メッキ鋼材、鋳鍛造品・他の鉄鋼製品                              |
|     | 9. 非鉄金属      | 電線・ケーブル・光ファイバーケーブル、その他の非鉄金属                                 |
|     | 10. 金属製品     | 建設用金属製品、建築用金属製品、ガス・石油・暖厨房装置、その他の金属製品                        |
|     | 11. 一般機械     | 一般機械 (例・ボイラー、エアコン)  |
|     | 12. 電気機械     | 重電機器、その他の電気機械   |
|     | 13. 他の製造工業製品 | プラスチック製品、その他の製造工業製品   |

### 3) 指数の作成方法

わが国全体の建築工事及び土木工事に使用された直接資材費（購入者価格）のウェイトを求め、それぞれの品目に対応された価格指数をそのウェイトで総合する方法をとっている。ウェイトは2000年・平成12年（基準年）で固定しており、こうした方法は、ラスパイレス算式と呼ばれるもので、企業物価指数等一般の物価指数の算出に用いられている方法である。

### 4) 価格データ

指数作成のための資材価格データは、当調査会調査による建設資材価格（当調査会発行の月刊「建設物価」掲載価格）結果を用いている。

### 5) 指数作成地域

指数を作成している都市は次の10都市である。

東京都区部、大阪市、名古屋市、札幌市、仙台市、新潟市、広島市、高松市、福岡市、那覇市

### 6) 全国平均指数の作成

全国平均指数は、建設総合・建築部門・土木部門別（以下、3部門別という）都市別指数に、ウェイトとして、国土交通省作成平成12年度地域別3部門別建設投資額（名目値）を、札幌は北海道、仙台は東北等の10地域投資額に対応させ、加重平均した指数である。

### 7) 基準時

指数の基準時は、2000年（平成12年）である。

### 8) 消費税について

価格データの元である月刊「建設物価」掲載価格は、消費税抜きの価格であることから、本指数には消費税は含まれていない。

## II. Guide to the Construction Material Price Index (CMPI)

### 1. Characteristics of the CMPI

The CMPI aims at revealing the price movement of construction material used for a construction work.

The coverage of the construction materials are limited as the materials used for the construction work. The materials mentioned above are the ones to be a part of completed construction buildings. The charges on fuels (electricity, gas, etc.) and services such as machinery for lease, machinery repairing, and the civil engineering and building construction services are excluded.

The CMPI are available to observe and analyze the price movement of materials used for the construction work, and are also available to analyze the cost movement of materials in the construction work.

### 2. Outline of the index

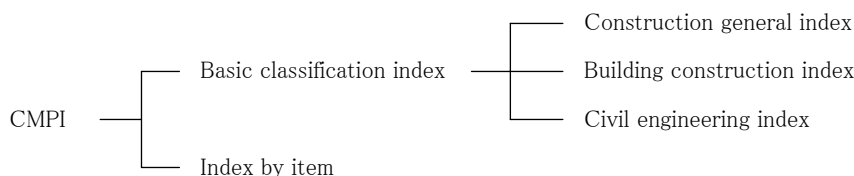
#### 1) Kind of index

The CMPI consist of the following indexes.

##### (1) Time-series index

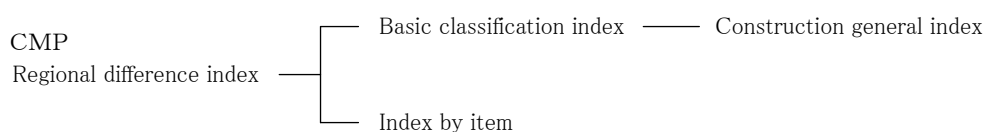
This index is calculated to measure the price movement of the construction materials used for the construction work throughout country in time series (monthly).

The indexes of major 10 cities including Tokyo are calculated by major groups, and items using fixed weights.



##### (2) Regional difference index

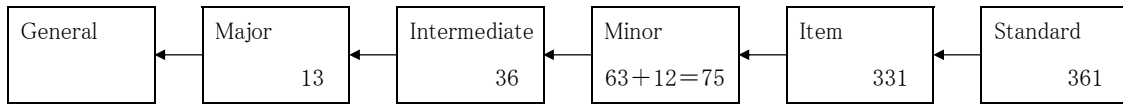
The indexes are compiled for major 10 cities taking Tokyo as the base for comparison (=100). The yearly average index is calculated as the weighted arithmetic mean with fixed base (Laspeyres' formula)



#### 2) Material classification of index

The material classification of the index is the basic classification in accordance with the sector classification of the Input Output Tables. The basic classification is considered a special classification of input sector by the “Input Output Tables for Construction Sector Analysis” (Ministry of Land, Infrastructure and Transport) as an intermediate classification, and the aggregated and basic classification of the Input Output Tables are combined with the intermediate classification.

The composition flowchart is as follows: (Numbers indicate major groups or items or standards)



|         | (Major classification)                        | (Intermediate classification)   |
|---------|---|---|
| General | 1 Agricultural products .....                 | Agricultural products (seeds & plants, flower plants, etc.)   |
|         | 2 Mineral products .....                      | Gravel & crushed stone  |
|         | 3 Textile products .....                      | Tatami & process straw products, textile industry products  |
|         | 4 Paper & wood products .....                 | Lumber, plywood, construction wooden products, furniture & fixtures & equipment, paper & process paper products   |
|         | 5 Chemical products .....                     | Paints, other chemical products   |
|         | 6 Petroleum products & paving materials ..... | Petroleum products, paving materials  |
|         | 7 Ceramics, stone & clay products .....       | Fireproof products, other stone & clay products, glass & related products, ceramic ware, cement, Ready mixed concrete, cement products, other ceramics, other stone & clay products |
|         | 8 Iron & steel .....                          | Hot rolled steel, steel pipes, cold rolled steel & coated steel, casting products and other iron & steel products   |
|         | 9 Non-ferrous metals .....                    | Electric wires, cables & optical fiber cable, other non-ferrous metals  |
|         | 10 Metal products .....                       | Constructing metal products, building metal products, gas & oil heating appliances, other metal products  |
|         | 11 General machinery .....                    | General machinery (boiler, air-conditioning, etc.)  |
|         | 12 Electric machinery .....                   | Heavy electric equipment, other electric machinery  |
|         | 13 Other industrial products .....            | Plastic products, other manufacturing products  |

### 3) Index formula

The weights of the material expenses (purchasers' price) used for the building construction and civil engineering throughout country are calculated. The price index corresponding to each items is averaged with the weight. The weight is fixed (base period = 2000) and the index is calculated as a weighted arithmetic mean with fixed base. This index formula is called Laspeyres' formula, and is used for the Domestic Corporate Goods Price Index, the Consumer Price Index, etc.

### 4) Price data

The construction material price data for the index formula are derived from the construction material prices surveyed by the Construction Research Institute (reported on the Monthly Report on Construction Prices).

5) Scope of index

The indexes are compiled for 10 cities of Tokyo, Osaka, Nagoya, Sapporo, Sendai, Niigata, Hiroshima, Takamatsu, Fukuoka and Naha.

6) Japan average index

The Japan average index is the weighted average index calculated from the indexes by construction general, building construction and civil engineering sectors (three sectors) by corresponding the regional construction investment amounts in 2000 (nominal values) compiled by the Ministry of Land, Infrastructure and Transport as weights to the 10 regional construction investment amounts by three sectors and cities in such manner that Sapporo covers such amount in Hokkaido, and Sendai does in Tohoku, so on.

7) Base period

The base period of the CMPI is the calendar year 2000.

8) Consumption tax

As the construction material prices reported on the “Monthly report on Construction Prices” are not included the consumption tax, neither do the CMPI.

### Ⅲ. 建設資材物価指数統計表 Statistical tables

#### 1. 都市別・部門別指数 Index by cities and sectors

各都市平成12年平均=100  
2000 average=100

| 年 月<br>Year Month | 部門<br>都市<br>City | 建 設 総 合<br>Construction general index |              |              |                 |                |             |                  |                  |                |               |                |
|-------------------|------------------|---------------------------------------|--------------|--------------|-----------------|----------------|-------------|------------------|------------------|----------------|---------------|----------------|
|                   |                  | 全国平均<br>Japan<br>average              | 東 京<br>Tokyo | 大 阪<br>Osaka | 名 古 屋<br>Nagoya | 福 岡<br>Fukuoka | 那 覇<br>Naha | 広 島<br>Hiroshima | 高 松<br>Takamatsu | 新 潟<br>Niigata | 仙 台<br>Sendai | 札 幌<br>Sapporo |
| 2002 年 平均         |                  | 95.8                                  | 95.9         | 95.6         | 95.4            | 96.8           | 94.4        | 94.7             | 95.5             | 96.4           | 96.9          | 94.5           |
| 2003              |                  | 94.8                                  | 95.0         | 94.5         | 94.2            | 95.8           | 92.6        | 92.6             | 94.5             | 95.4           | 95.3          | 95.6           |
| 2004              |                  | 95.9                                  | 96.2         | 95.5         | 96.0            | 97.0           | 92.8        | 93.2             | 95.3             | 96.2           | 94.3          | 98.9           |
| 2005              |                  | 97.3                                  | 97.9         | 97.0         | 97.6            | 98.2           | 94.3        | 94.4             | 96.2             | 96.1           | 95.9          | 101.3          |
| 2006              |                  | 100.0                                 | 100.5        | 99.4         | 100.3           | 100.3          | 96.6        | 100.0            | 98.5             | 97.5           | 98.4          | 103.6          |
| 2007              |                  | 102.6                                 | 102.9        | 102.0        | 103.1           | 103.2          | 99.5        | 103.2            | 101.8            | 100.2          | 101.2         | 105.8          |
| 2007 年 7 月        |                  | 102.9                                 | 103.2        | 102.2        | 103.4           | 103.5          | 99.8        | 103.5            | 102.3            | 100.0          | 101.5         | 106.0          |
| 8                 |                  | 103.0                                 | 103.3        | 102.4        | 103.4           | 103.6          | 99.9        | 103.6            | 102.4            | 100.5          | 101.5         | 106.1          |
| 9                 |                  | 103.1                                 | 103.3        | 102.5        | 103.5           | 103.8          | 100.2       | 103.7            | 102.6            | 100.7          | 101.6         | 106.1          |
| 10                |                  | 103.3                                 | 103.6        | 102.7        | 103.8           | 104.0          | 100.5       | 104.0            | 102.8            | 101.2          | 101.8         | 106.6          |
| 11                |                  | 103.3                                 | 103.5        | 102.6        | 103.7           | 103.9          | 100.4       | 104.0            | 102.8            | 101.8          | 101.8         | 106.6          |
| 12                |                  | 103.4                                 | 103.4        | 102.8        | 103.8           | 103.9          | 100.4       | 103.9            | 102.7            | 102.0          | 101.7         | 106.7          |
| 2008 年 1 月        |                  | 103.4                                 | 103.5        | 102.8        | 104.1           | 103.9          | 100.4       | 103.9            | 102.7            | 101.9          | 101.6         | 106.6          |
| 2                 |                  | 104.7                                 | 105.0        | 103.9        | 105.4           | 105.1          | 101.4       | 105.2            | 104.2            | 103.0          | 102.9         | 107.5          |
| 3                 |                  | 106.2                                 | 106.4        | 105.6        | 106.9           | 106.6          | 102.9       | 106.8            | 106.0            | 104.4          | 104.4         | 108.8          |
| 4                 |                  | 107.2                                 | 107.4        | 106.7        | 107.9           | 107.7          | 103.9       | 107.9            | 107.2            | 105.3          | 105.4         | 109.6          |
| 5                 |                  | 109.1                                 | 109.6        | 108.4        | 109.6           | 109.4          | 105.7       | 109.8            | r 108.9          | 107.2          | 107.0         | 111.2          |
| 6                 |                  | 110.7                                 | 111.1        | 110.1        | 111.5           | 110.9          | 106.9       | 111.4            | 110.6            | 109.1          | 108.8         | 112.9          |
| 7                 |                  | 112.2                                 | 112.6        | 111.7        | 113.1           | 112.3          | 108.1       | 112.8            | 111.9            | 110.6          | 110.4         | 114.3          |

| 年 月<br>Year Month | 部門<br>都市<br>City | 建 築 部 門<br>Building Construction index |              |              |                 |                |             |                  |                  |                |               |                |
|-------------------|------------------|--|--------------|--------------|-----------------|----------------|-------------|------------------|------------------|----------------|---------------|----------------|
|                   |                  | 全国平均<br>Japan<br>average               | 東 京<br>Tokyo | 大 阪<br>Osaka | 名 古 屋<br>Nagoya | 福 岡<br>Fukuoka | 那 覇<br>Naha | 広 島<br>Hiroshima | 高 松<br>Takamatsu | 新 潟<br>Niigata | 仙 台<br>Sendai | 札 幌<br>Sapporo |
| 2002 年 平均         |                  | 95.1                                   | 95.4         | 94.3         | 94.7            | 95.7           | 93.6        | 94.6             | 95.0             | 95.7           | 95.9          | 94.2           |
| 2003              |                  | 93.8                                   | 94.0         | 92.9         | 93.2            | 94.7           | 91.6        | 93.1             | 93.7             | 94.5           | 94.4          | 93.9           |
| 2004              |                  | 95.0                                   | 95.2         | 94.0         | 95.2            | 96.2           | 91.8        | 93.8             | 94.7             | 95.6           | 94.6          | 96.2           |
| 2005              |                  | 95.9                                   | 96.1         | 94.9         | 95.9            | 97.1           | 92.9        | 94.7             | 95.4             | 95.4           | 95.7          | 97.7           |
| 2006              |                  | 98.2                                   | 98.5         | 97.1         | 98.3            | 99.0           | 94.8        | 98.6             | 97.6             | 96.9           | 97.8          | 99.8           |
| 2007              |                  | 100.7                                  | 100.9        | 99.6         | 100.9           | 102.0          | 97.6        | 101.5            | 100.6            | 99.6           | 100.1         | 102.0          |
| 2007 年 7 月        |                  | 100.8                                  | 101.1        | 99.7         | 101.0           | 102.1          | 97.7        | 101.6            | 100.9            | 99.5           | 100.3         | 102.1          |
| 8                 |                  | 100.8                                  | 101.0        | 99.8         | 100.9           | 102.1          | 97.7        | 101.6            | 100.9            | 99.7           | 100.3         | 102.0          |
| 9                 |                  | 101.0                                  | 101.1        | 100.0        | 101.0           | 102.3          | 98.1        | 101.8            | 101.0            | 99.9           | 100.5         | 102.1          |
| 10                |                  | 101.2                                  | 101.3        | 100.1        | 101.2           | 102.5          | 98.3        | 102.1            | 101.3            | 100.2          | 100.6         | 102.6          |
| 11                |                  | 101.1                                  | 101.2        | 100.1        | 101.2           | 102.4          | 98.2        | 102.0            | 101.2            | 100.5          | 100.5         | 102.5          |
| 12                |                  | 101.1                                  | 101.2        | 100.2        | 101.2           | 102.3          | 98.2        | 101.9            | 101.1            | 100.5          | 100.4         | 102.6          |
| 2008 年 1 月        |                  | 101.0                                  | 101.1        | 100.0        | 101.3           | 102.2          | 98.1        | 101.8            | 100.9            | 100.4          | 100.2         | 102.5          |
| 2                 |                  | 102.1                                  | 102.3        | 101.0        | 102.3           | 103.2          | 98.8        | 102.8            | 102.0            | 101.2          | 101.3         | 102.9          |
| 3                 |                  | 103.7                                  | 103.8        | 102.9        | 104.1           | 105.0          | 100.3       | 104.6            | 104.0            | 102.6          | 102.7         | 104.3          |
| 4                 |                  | 105.3                                  | 105.3        | 104.6        | 105.7           | 106.6          | 101.9       | 106.4            | 105.8            | 104.1          | 104.3         | 105.8          |
| 5                 |                  | 106.7                                  | 107.0        | 105.8        | 106.9           | 107.9          | 103.2       | 107.8            | 107.1            | 105.4          | 105.6         | 107.1          |
| 6                 |                  | 108.2                                  | 108.4        | 107.4        | 108.6           | 109.4          | 104.3       | 109.4            | 108.8            | 107.1          | 107.3         | 108.7          |
| 7                 |                  | 109.5                                  | 109.6        | 108.8        | 110.1           | 110.4          | 105.3       | 110.6            | 109.9            | 108.6          | 108.8         | 109.7          |

| 年 月<br>Year Month | 部門<br>都市<br>City | 土 木 部 門<br>Civil engineering index |              |              |                 |                |             |                  |                  |                |               |                |
|-------------------|------------------|------------------------------------|--------------|--------------|-----------------|----------------|-------------|------------------|------------------|----------------|---------------|----------------|
|                   |                  | 全国平均<br>Japan<br>average           | 東 京<br>Tokyo | 大 阪<br>Osaka | 名 古 屋<br>Nagoya | 福 岡<br>Fukuoka | 那 覇<br>Naha | 広 島<br>Hiroshima | 高 松<br>Takamatsu | 新 潟<br>Niigata | 仙 台<br>Sendai | 札 幌<br>Sapporo |
| 2002 年 平均         |                  | 96.8                               | 96.7         | 97.4         | 96.3            | 98.3           | 95.5        | 94.8             | 96.1             | 97.3           | 98.4          | 94.8           |
| 2003              |                  | 96.1                               | 96.2         | 96.6         | 95.6            | 97.2           | 94.0        | 92.1             | 95.5             | 96.5           | 96.5          | 97.7           |
| 2004              |                  | 97.0                               | 97.5         | 97.5         | 97.1            | 98.0           | 94.0        | 92.2             | 96.0             | 97.1           | 93.9          | 102.5          |
| 2005              |                  | 99.2                               | 100.1        | 99.7         | 99.8            | 99.7           | 96.2        | 94.1             | 97.3             | 97.1           | 96.2          | 106.1          |
| 2006              |                  | 102.2                              | 103.1        | 102.5        | 103.0           | 102.0          | 98.9        | 101.7            | 99.8             | 98.4           | 99.2          | 108.5          |
| 2007              |                  | 105.1                              | 105.5        | 105.1        | 106.1           | 104.8          | 102.1       | 105.6            | 103.4            | 101.0          | 102.5         | 110.9          |
| 2007 年 7 月        |                  | 105.5                              | 106.0        | 105.5        | 106.5           | 105.3          | 102.5       | 106.0            | 104.2            | 100.8          | 103.0         | 111.3          |
| 8                 |                  | 105.8                              | 106.2        | 105.8        | 106.7           | 105.6          | 102.7       | 106.3            | 104.4            | 101.6          | 103.2         | 111.6          |
| 9                 |                  | 105.8                              | 106.2        | 105.8        | 106.8           | 105.6          | 103.0       | 106.2            | 104.6            | 101.6          | 103.1         | 111.5          |
| 10                |                  | 106.1                              | 106.5        | 106.0        | 107.1           | 105.9          | 103.3       | 106.5            | 104.9            | 102.4          | 103.4         | 111.8          |
| 11                |                  | 106.2                              | 106.5        | 106.0        | 107.1           | 105.9          | 103.3       | 106.6            | 104.9            | 103.5          | 103.4         | 111.9          |
| 12                |                  | 106.3                              | 106.4        | 106.3        | 107.1           | 105.9          | 103.3       | 106.6            | 104.9            | 103.9          | 103.5         | 112.0          |
| 2008 年 1 月        |                  | 106.5                              | 106.7        | 106.3        | 107.9           | 106.0          | 103.5       | 106.6            | 104.9            | 103.9          | 103.5         | 112.0          |
| 2                 |                  | 108.0                              | 108.5        | 107.7        | 109.4           | 107.5          | 104.8       | 108.3            | 107.1            | 105.4          | 105.0         | 113.5          |
| 3                 |                  | 109.4                              | 109.8        | 109.1        | 110.7           | 108.7          | 106.3       | 109.7            | 108.7            | 106.6          | 106.5         | 114.6          |
| 4                 |                  | 109.7                              | 110.2        | 109.6        | 110.9           | 109.0          | 106.7       | 110.0            | 109.0            | 106.9          | 106.8         | 114.7          |
| 5                 |                  | 112.1                              | 113.1        | 111.8        | 113.1           | 111.3          | 109.0       | 112.3            | 111.1            | 109.5          | 108.9         | 116.7          |
| 6                 |                  | 113.9                              | 114.7        | 113.7        | 115.4           | 112.9          | 110.3       | 114.0            | 112.9            | 111.6          | 110.7         | 118.5          |
| 7                 |                  | 115.7                              | 116.6        | 115.4        | 117.1           | 114.8          | 111.8       | 115.6            | 114.5            | 113.2          | 112.7         | 120.4          |

注) 数値の一部に誤り(r印)がありました。お詫びして訂正いたします。

2. 建設総合中分類別指数【東京(1)】

Construction general index by intermediate classification 【Tokyo(1)】

平成12年平均=100  
2000 average=100

| 大・中分類<br>ウエイト(1万分比)<br>Weight (Per 10,000) | 建設総合<br>General | 農産物<br>Agricultural Products |                              | 鉱産物<br>Mineral products         |                                 | 繊維製品<br>Textile products          |                                     |                                | 紙・木製品<br>Paper & wood products |      |
|--|-----------------|------------------------------|------------------------------|---------------------------------|---------------------------------|-----------------------------------|-------------------------------------|--------------------------------|--------------------------------|------|
|  |                 | 農産物<br>Agricultural Products | 農産物<br>Agricultural Products | 砂利・碎石<br>Gravel & crushed stone | 砂利・碎石<br>Gravel & crushed stone | 畳・わら加工品<br>Tatami & process straw | 繊維工業製品<br>Textile industry products | 紙・木製品<br>Paper & wood products | 製材<br>Lumber                   |      |
| 年月<br>Year Month                           | 10,000          | 94                           | 94                           | 408                             | 408                             | 79                                | 16                                  | 63                             | 1,750                          | 602  |
| 2002年 平均                                   | 95.9            | 95.9                         | 95.9                         | 93.5                            | 93.5                            | 93.2                              | 99.2                                | 91.7                           | 95.3                           | 95.2 |
| 2003                                       | 95.0            | 92.8                         | 92.8                         | 90.5                            | 90.5                            | 88.8                              | 97.4                                | 86.7                           | 92.8                           | 92.3 |
| 2004                                       | 96.2            | 90.2                         | 90.2                         | 90.2                            | 90.2                            | 85.0                              | 96.2                                | 82.3                           | 92.1                           | 91.3 |
| 2005                                       | 97.9            | 89.6                         | 89.6                         | 90.2                            | 90.2                            | 84.9                              | 96.2                                | 82.1                           | 90.7                           | 89.3 |
| 2006                                       | 100.5           | 89.1                         | 89.1                         | 90.2                            | 90.2                            | 84.8                              | 96.3                                | 82.0                           | 94.8                           | 88.3 |
| 2007                                       | 102.9           | 88.9                         | 88.9                         | 90.7                            | 90.7                            | 84.8                              | 96.5                                | 81.8                           | 97.6                           | 91.9 |
| 2007年 7月                                   | 103.2           | 88.9                         | 88.9                         | 90.8                            | 90.8                            | 84.5                              | 96.5                                | 81.5                           | 98.0                           | 92.2 |
| 8  | 103.3           | 88.9                         | 88.9                         | 90.8                            | 90.8                            | 84.5                              | 96.5                                | 81.5                           | 96.9                           | 92.2 |
| 9  | 103.3           | 88.9                         | 88.9                         | 90.8                            | 90.8                            | 85.0                              | 96.5                                | 82.2                           | 96.5                           | 92.2 |
| 10   | 103.6           | 88.9                         | 88.9                         | 90.8                            | 90.8                            | 85.4                              | 96.5                                | 82.6                           | 95.7                           | 92.2 |
| 11   | 103.5           | 88.9                         | 88.9                         | 90.8                            | 90.8                            | 85.4                              | 96.5                                | 82.6                           | 95.3                           | 92.2 |
| 12   | 103.4           | 88.9                         | 88.9                         | 90.8                            | 90.8                            | 85.4                              | 96.5                                | 82.6                           | 94.9                           | 92.2 |
| 2008年 1月                                   | 103.5           | 89.1                         | 89.1                         | 90.8                            | 90.8                            | 85.4                              | 96.5                                | 82.6                           | 94.4                           | 92.2 |
| 2  | 105.0           | 89.1                         | 89.1                         | 90.8                            | 90.8                            | 85.4                              | 96.5                                | 82.6                           | 94.5                           | 92.2 |
| 3  | 106.4           | 89.1                         | 89.1                         | 90.8                            | 90.8                            | 85.4                              | 96.5                                | 82.6                           | 94.7                           | 92.2 |
| 4  | 107.4           | 89.1                         | 89.1                         | 90.8                            | 90.8                            | 85.4                              | 96.5                                | 82.6                           | 94.7                           | 92.2 |
| 5  | 109.6           | 89.1                         | 89.1                         | 90.8                            | 90.8                            | 86.9                              | 96.5                                | 84.5                           | 94.7                           | 92.2 |
| 6  | 111.1           | 90.1                         | 90.1                         | 90.8                            | 90.8                            | 87.5                              | 96.5                                | 85.3                           | 94.9                           | 92.2 |
| 7  | 112.6           | 90.1                         | 90.1                         | 90.8                            | 90.8                            | 87.5                              | 96.5                                | 85.3                           | 95.4                           | 90.5 |

| 大・中分類<br>ウエイト(1万分比)<br>Weight (Per 10,000) | 紙・木製品<br>Paper & wood products |                                       |  |  | 化学製品<br>Chemical products |                                     |                            | 石油製品・舗装材料<br>Petroleum products & Paving materials |                          |       |
|--|--------------------------------|---------------------------------------|--|--|---------------------------|-------------------------------------|----------------------------|--|--------------------------|-------|
|  | 合板<br>Plywood                  | 建設用木製品等<br>Construction wood products | 家具・建具・装備品<br>Furniture & fixture & equipment | 紙・紙加工品<br>Paper & process paper products | 塗料<br>Paints              | その他の化学製品<br>Other chemical products | 石油製品<br>Petroleum products | 石油製品<br>Petroleum products                         | 舗装材料<br>Paving materials |       |
| 年月<br>Year Month                           | 244                            | 440                                   | 355  | 108                                      | 144                       | 105                                 | 39                         | 378  | 157                      | 221   |
| 2002年 平均                                   | 99.3                           | 91.1                                  | 97.9   | 95.5                                     | 97.5                      | 97.1                                | 98.6                       | 99.9   | 100.4                    | 99.5  |
| 2003                                       | 97.9                           | 88.2                                  | 95.4   | 94.0                                     | 95.9                      | 95.1                                | 98.0                       | 101.6  | 104.7                    | 99.3  |
| 2004                                       | 103.5                          | 84.9                                  | 95.4   | 89.7                                     | 92.4                      | 90.6                                | 97.3                       | 104.6  | 111.0                    | 100.0 |
| 2005                                       | 100.4                          | 84.9                                  | 95.3   | 85.7                                     | 92.4                      | 90.5                                | 97.4                       | 116.6  | 128.6                    | 108.1 |
| 2006                                       | 130.2                          | 84.9                                  | 93.8   | 94.7                                     | 92.6                      | 90.5                                | 98.2                       | 132.5  | 150.9                    | 119.5 |
| 2007                                       | 139.1                          | 85.7                                  | 93.8   | 96.6                                     | 92.7                      | 90.5                                | 98.5                       | 136.1  | 154.4                    | 123.0 |
| 2007年 7月                                   | 142.6                          | 84.9                                  | 93.8   | 96.6                                     | 92.6                      | 90.5                                | 98.3                       | 136.2  | 155.4                    | 122.4 |
| 8  | 134.4                          | 84.9                                  | 93.8   | 96.6                                     | 92.6                      | 90.5                                | 98.3                       | 137.9  | 158.5                    | 123.3 |
| 9  | 127.9                          | 87.1                                  | 93.8   | 96.6                                     | 92.6                      | 90.5                                | 98.3                       | 138.0  | 158.6                    | 123.3 |
| 10   | 122.1                          | 87.1                                  | 93.8   | 96.6                                     | 92.7                      | 90.5                                | 98.3                       | 138.7  | 160.4                    | 123.3 |
| 11   | 119.1                          | 87.1                                  | 93.8   | 96.6                                     | 93.0                      | 90.5                                | 99.5                       | 139.6  | 161.3                    | 124.1 |
| 12   | 116.7                          | 87.1                                  | 93.8   | 96.6                                     | 93.0                      | 90.5                                | 99.5                       | 142.4  | 168.1                    | 124.2 |
| 2008年 1月                                   | 112.6                          | 87.1                                  | 93.8   | 96.6                                     | 93.1                      | 90.5                                | 100.1                      | 145.6  | 175.8                    | 124.2 |
| 2  | 113.3                          | 87.1                                  | 93.8   | 96.6                                     | 93.1                      | 90.5                                | 100.1                      | 148.8  | 176.1                    | 129.3 |
| 3  | 114.6                          | 87.1                                  | 93.8   | 96.6                                     | 93.1                      | 90.5                                | 100.1                      | 150.9  | 181.1                    | 129.4 |
| 4  | 114.6                          | 87.1                                  | 93.8   | 96.6                                     | 93.1                      | 90.5                                | 100.1                      | 144.1  | 164.8                    | 129.4 |
| 5  | 114.6                          | 87.1                                  | 93.8   | 96.6                                     | 93.4                      | 90.5                                | 101.0                      | 155.5  | 191.4                    | 129.9 |
| 6  | 114.6                          | 87.1                                  | 93.8   | 100.9                                    | 93.4                      | 90.5                                | 101.0                      | 162.4  | 208.1                    | 129.9 |
| 7  | 118.0                          | 89.3                                  | 93.8   | 100.9                                    | 96.8                      | 95.0                                | 101.5                      | 172.8  | 227.2                    | 134.0 |

2. 建設総合中分類別指数【東京(2)】

Construction general index by intermediate classification 【Tokyo(2)】

平成12年平均=100  
2000 average=100

| 大・中分類                             |                   | 窯業・土石製品                               |                        |                                |                                |              |         |                         |                    | 鉄 鋼   |  |
|-----------------------------------|-------------------|---------------------------------------|------------------------|--------------------------------|--------------------------------|--------------|---------|-------------------------|--------------------|-------|--|
| ウエイト(1万分比)<br>Weight (Per 10,000) | 年 月<br>Year Month | 耐火物                                   | 他の建設用<br>土石製品          | ガラス・<br>ガラス製品                  | 陶磁器                            | セメント         | 生コンクリート | セメント製品                  | その他の窯業<br>・土石製品    | 鉄 鋼   |  |
|                                   |                   | Ceramics,<br>stone & clay<br>products | Fire proof<br>products | Other stone &<br>clay products | Glass &<br>related<br>Products | Ceramic ware | Cement  | Ready mixed<br>concrete | Cement<br>products |       | Other<br>ceramics,<br>stone & clay<br>products |
|                                   |                   | 2,442                                 | 47                     | 121                            | 76                             | 141          | 54      | 961                     | 881                | 162   | 600  |
|                                   | 2002年 平均          | 96.5                                  | 97.3                   | 93.8                           | 98.2                           | 90.6         | 92.6    | 95.7                    | 98.4               | 98.1  | 99.7   |
|                                   | 2003              | 95.6                                  | 97.3                   | 92.9                           | 95.2                           | 83.9         | 94.9    | 95.7                    | 97.3               | 97.9  | 109.2  |
|                                   | 2004              | 95.2                                  | 97.3                   | 94.5                           | 92.8                           | 77.7         | 95.2    | 95.7                    | 97.3               | 97.7  | 140.5  |
|                                   | 2005              | 95.6                                  | 97.3                   | 97.1                           | 92.8                           | 77.7         | 96.9    | 95.7                    | 97.9               | 98.1  | 151.2  |
|                                   | 2006              | 96.3                                  | 97.3                   | 99.1                           | 92.8                           | 77.7         | 97.4    | 95.7                    | 99.5               | 98.3  | 150.5  |
|                                   | 2007              | 96.9                                  | 97.3                   | 101.3                          | 92.9                           | 83.9         | 97.4    | 95.7                    | 99.3               | 100.0 | 166.1  |
|                                   | 2007年 7月          | 96.8                                  | 97.3                   | 102.5                          | 93.2                           | 83.7         | 97.4    | 95.7                    | 99.3               | 98.9  | 168.3  |
|                                   | 8                 | 97.2                                  | 97.3                   | 102.5                          | 93.2                           | 85.5         | 97.4    | 95.7                    | 99.3               | 102.2 | 168.6  |
|                                   | 9                 | 97.2                                  | 97.3                   | 102.5                          | 93.0                           | 85.5         | 97.4    | 95.7                    | 99.3               | 102.2 | 170.5  |
|                                   | 10                | 97.2                                  | 97.3                   | 102.5                          | 93.0                           | 85.5         | 97.4    | 95.7                    | 99.3               | 102.2 | 171.9  |
|                                   | 11                | 97.2                                  | 97.3                   | 102.5                          | 93.0                           | 85.5         | 97.4    | 95.7                    | 99.3               | 102.2 | 171.5  |
|                                   | 12                | 97.4                                  | 97.3                   | 105.3                          | 93.0                           | 86.2         | 97.4    | 95.7                    | 99.4               | 102.2 | 171.3  |
|                                   | 2008年 1月          | 97.4                                  | 97.3                   | 105.3                          | 93.0                           | 86.2         | 97.4    | 95.7                    | 99.4               | 102.6 | 171.5  |
|                                   | 2                 | 97.6                                  | 101.1                  | 105.3                          | 93.0                           | 86.2         | 97.4    | 95.7                    | 99.7               | 102.6 | 185.1  |
|                                   | 3                 | 97.6                                  | 101.1                  | 105.3                          | 93.0                           | 86.2         | 97.4    | 95.7                    | 99.7               | 102.6 | 197.1  |
|                                   | 4                 | 98.4                                  | 101.1                  | 105.3                          | 93.0                           | 86.2         | 110.0   | 95.7                    | 101.2              | 102.6 | 210.4  |
|                                   | 5                 | 100.5                                 | 101.1                  | 105.3                          | 93.0                           | 86.2         | 110.0   | 100.9                   | 101.2              | 103.5 | 222.5  |
|                                   | 6                 | 100.5                                 | 101.1                  | 105.3                          | 93.0                           | 85.9         | 110.0   | 100.9                   | 101.3              | 103.5 | 232.4  |
|                                   | 7                 | 100.6                                 | 101.1                  | 105.3                          | 93.0                           | 85.9         | 110.0   | 100.9                   | 101.3              | 103.8 | 237.2  |

| 大・中分類                             |                   | 鉄 鋼 Iron & Steel    |             |  |   | 非鉄金属  |                        |                            | 金属製品  |                                |                |
|-----------------------------------|-------------------|---------------------|-------------|--|---|-------|------------------------|----------------------------|-------|--------------------------------|----------------|
| ウエイト(1万分比)<br>Weight (Per 10,000) | 年 月<br>Year Month | 熱間圧延<br>鋼 材         | 鋼 管         | 冷間・メッキ<br>鋼 材                          | 鋳造品・<br>他の鉄鋼製品  | 非鉄金属  | 電線・ケーブル・<br>光ファイバーケーブル | その他の<br>非鉄金属               | 金属製品  | 建設用<br>金属製品                    | 建築用<br>金属製品    |
|                                   |                   | Hot rolled<br>Steel | Steel pipes | Cold rolled<br>steel &<br>coated steel | Casting<br>products and<br>other iron & steel<br>products |       | Non-ferrous<br>metals  | Electric wires<br>& cables |       | Other<br>non-ferrous<br>metals | Metal products |
|                                   |                   | 333                 | 117         | 74                                     | 76  | 249   | 222                    | 27                         | 2,778 | 1,248                          | 1,006          |
|                                   | 2002年 平均          | 106.0               | 95.0        | 90.6                                   | 88.6  | 92.8  | 92.0                   | 99.4                       | 94.7  | 96.4                           | 92.0           |
|                                   | 2003              | 122.2               | 93.6        | 97.8                                   | 87.3  | 89.6  | 88.5                   | 98.1                       | 93.7  | 97.4                           | 88.8           |
|                                   | 2004              | 173.7               | 101.7       | 106.4                                  | 87.7  | 94.8  | 93.5                   | 106.0                      | 92.8  | 99.1                           | 84.6           |
|                                   | 2005              | 184.0               | 113.0       | 123.8                                  | 93.2  | 100.8 | 99.5                   | 110.9                      | 94.9  | 102.4                          | 85.2           |
|                                   | 2006              | 182.1               | 117.4       | 118.9                                  | 93.3  | 128.6 | 128.5                  | 129.6                      | 96.5  | 103.7                          | 87.3           |
|                                   | 2007              | 203.7               | 134.7       | 121.3                                  | 93.3  | 144.2 | 143.2                  | 152.4                      | 96.9  | 105.1                          | 86.3           |
|                                   | 2007年 7月          | 206.2               | 138.6       | 121.6                                  | 93.3  | 150.3 | 149.9                  | 153.1                      | 96.8  | 105.0                          | 86.1           |
|                                   | 8                 | 206.4               | 139.6       | 121.6                                  | 93.3  | 150.3 | 149.9                  | 153.1                      | 97.0  | 105.4                          | 86.1           |
|                                   | 9                 | 209.7               | 140.0       | 122.1                                  | 93.3  | 146.9 | 146.2                  | 153.1                      | 97.1  | 105.7                          | 86.1           |
|                                   | 10                | 212.4               | 139.2       | 122.1                                  | 93.3  | 148.7 | 147.8                  | 156.2                      | 97.9  | 106.1                          | 87.6           |
|                                   | 11                | 212.3               | 137.3       | 122.1                                  | 93.3  | 146.7 | 145.5                  | 156.4                      | 97.9  | 106.1                          | 87.6           |
|                                   | 12                | 212.2               | 136.7       | 122.1                                  | 93.3  | 141.5 | 139.3                  | 159.6                      | 98.0  | 106.2                          | 87.6           |
|                                   | 2008年 1月          | 212.9               | 135.7       | 122.1                                  | 93.3  | 141.5 | 139.3                  | 159.6                      | 98.0  | 106.2                          | 87.6           |
|                                   | 2                 | 235.0               | 135.3       | 122.8                                  | 103.6   | 141.4 | 139.2                  | 159.6                      | 99.7  | 109.8                          | 87.6           |
|                                   | 3                 | 255.3               | 134.7       | 130.2                                  | 103.6   | 147.8 | 146.4                  | 159.6                      | 101.2 | 112.9                          | 87.6           |
|                                   | 4                 | 277.3               | 137.9       | 133.5                                  | 103.6   | 145.4 | 143.7                  | 159.6                      | 102.4 | 115.6                          | 87.6           |
|                                   | 5                 | 296.4               | 142.5       | 138.5                                  | 103.6   | 147.8 | 146.4                  | 159.6                      | 104.1 | 119.0                          | 87.6           |
|                                   | 6                 | 313.0               | 143.0       | 143.4                                  | 103.6   | 147.0 | 145.5                  | 159.6                      | 106.1 | 122.0                          | 89.1           |
|                                   | 7                 | 319.1               | 146.5       | 148.6                                  | 103.6   | 151.5 | 149.1                  | 171.6                      | 108.2 | 125.3                          | 89.5           |

2. 建設総合中分類別指数【東京(3)】

Construction general index by intermediate classification 【Tokyo(3)】

平成12年平均=100  
2000 average=100

| 大・中分類<br>ウエイト(1万分比)<br>Weight (Per 10,000) | 金属製品 Metal products                                   |   | 一般機械                         |  | 電気機械                          |                                     |   | 他の製造工業製品                        |                                     |  |
|--|---|---|------------------------------|--|-------------------------------|-------------------------------------|---|---------------------------------|-------------------------------------|--|
|  | ガス・石油・<br>暖厨房装置<br>Gas & Oil<br>heating<br>appliances | その他の<br>金属製品<br>Other metal<br>products | 一般機械<br>General<br>machinery | 一般機械<br>General<br>industrial<br>machinery | 電気機械<br>Electric<br>machinery | 重電機器<br>Heavy electric<br>equipment | その他の<br>電気機械<br>Other electric<br>machinery | Other<br>industrial<br>products | プラスチック<br>製品<br>Plastic<br>products | その他の<br>製造工業製品<br>Other<br>manufacturing<br>products |
| 年 月<br>Year Month                          | 202   | 322                                     | 193                          | 193  | 293                           | 47                                  | 247   | 592                             | 402                                 | 190  |
| 2002 年 平均                                  | 99.2  | 93.4                                    | 96.7                         | 96.7                                       | 98.6                          | 98.1                                | 98.7  | 96.3                            | 96.3                                | 96.3   |
| 2003                                       | 98.4  | 91.3                                    | 91.1                         | 91.1                                       | 95.4                          | 97.4                                | 95.0  | 93.4                            | 94.2                                | 91.7   |
| 2004                                       | 93.4  | 93.9                                    | 90.5                         | 90.5                                       | 89.9                          | 97.1                                | 88.5  | 90.9                            | 93.7                                | 85.2   |
| 2005                                       | 90.5  | 99.0                                    | 91.1                         | 91.1                                       | 89.1                          | 97.8                                | 87.4  | 90.8                            | 95.0                                | 82.1   |
| 2006                                       | 89.0  | 101.5                                   | 92.6                         | 92.6                                       | 90.1                          | 99.0                                | 88.4  | 91.4                            | 97.2                                | 79.4   |
| 2007                                       | 88.0  | 103.6                                   | 96.7                         | 96.7                                       | 91.6                          | 98.4                                | 90.3  | 92.6                            | 98.7                                | 79.7   |
| 2007 年 7 月                                 |   |   |                              |  |                               |                                     |   |                                 |                                     |  |
| 8  | 87.8  | 103.6                                   | 96.3                         | 96.3                                       | 91.7                          | 98.3                                | 90.5  | 92.9                            | 98.7                                | 80.7   |
| 9  | 87.8  | 104.0                                   | 96.5                         | 96.5                                       | 91.7                          | 98.3                                | 90.5  | 92.9                            | 98.7                                | 80.7   |
| 10   | 87.8  | 104.0                                   | 98.4                         | 98.4                                       | 91.7                          | 98.3                                | 90.5  | 92.9                            | 98.7                                | 80.7   |
| 11   | 88.5  | 104.3                                   | 98.1                         | 98.1                                       | 91.7                          | 98.3                                | 90.5  | 93.1                            | 99.0                                | 80.7   |
| 12   | 88.8  | 104.3                                   | 98.1                         | 98.1                                       | 91.7                          | 98.3                                | 90.5  | 93.1                            | 99.0                                | 80.7   |
| 2008 年 1 月                                 |   |   |                              |  |                               |                                     |   |                                 |                                     |  |
| 2  | 88.8  | 104.8                                   | 98.9                         | 98.9                                       | 91.8                          | 98.6                                | 90.5  | 93.1                            | 99.0                                | 80.7   |
| 3  | 88.8  | 105.2                                   | 98.9                         | 98.9                                       | 91.9                          | 98.6                                | 90.6  | 93.1                            | 99.0                                | 80.7   |
| 4  | 88.8  | 105.9                                   | 98.9                         | 98.9                                       | 91.9                          | 98.6                                | 90.6  | 93.1                            | 99.0                                | 80.7   |
| 5  | 88.8  | 106.1                                   | 98.9                         | 98.9                                       | 91.9                          | 98.6                                | 90.6  | 93.1                            | 99.0                                | 80.7   |
| 6  | 88.8  | 107.8                                   | 98.9                         | 98.9                                       | 91.9                          | 98.6                                | 90.6  | 93.1                            | 99.0                                | 80.7   |
| 7  | 88.8  | 108.4                                   | 98.9                         | 98.9                                       | 91.5                          | 98.6                                | 90.2  | 93.4                            | 99.5                                | 80.7   |
| 7  | 88.8  | 112.9                                   | 98.9                         | 98.9                                       | 91.6                          | 98.6                                | 90.3  | 93.7                            | 99.9                                | 80.7   |



2. 建設総合中分類別指数【大阪(1)】

Construction general index by intermediate classification 【Osaka(1)】

平成12年平均=100  
2000 average=100

| 大・中分類<br>ウエイト(1万分比)<br>Weight (Per 10,000) | 建設総合    | 農産物                   |                       | 鉱産物              |                        | 繊維製品             |                        |                           | 紙・木製品                 |        |
|--|---------|-----------------------|-----------------------|------------------|------------------------|------------------|------------------------|---------------------------|-----------------------|--------|
|  |         | 農産物                   | 農産物                   | 砂利・碎石            | 砂利・碎石                  | 畳・わら加工品          | 繊維工業製品                 | 製材                        | 製材                    |        |
| 年月<br>Year Month                           | General | Agricultural Products | Agricultural Products | Mineral products | Gravel & crushed stone | Textile products | Tatami & process straw | Textile industry products | Paper & wood products | Lumber |
|  | 10,000  | 94                    | 94                    | 408              | 408                    | 79               | 16                     | 63                        | 1,750                 | 602    |
| 2002年 平均                                   | 95.6    | 98.3                  | 98.3                  | 96.7             | 96.7                   | 93.1             | 98.7                   | 91.7                      | 91.4                  | 88.7   |
| 2003                                       | 94.5    | 94.9                  | 94.9                  | 94.4             | 94.4                   | 88.8             | 97.6                   | 86.7                      | 88.9                  | 86.5   |
| 2004                                       | 95.5    | 93.2                  | 93.2                  | 94.2             | 94.2                   | 85.0             | 96.1                   | 82.3                      | 87.8                  | 85.7   |
| 2005                                       | 97.0    | 93.2                  | 93.2                  | 94.1             | 94.1                   | 84.5             | 94.2                   | 82.1                      | 87.6                  | 85.6   |
| 2006                                       | 99.4    | 92.6                  | 92.6                  | 94.1             | 94.1                   | 84.3             | 93.9                   | 82.0                      | 90.9                  | 84.8   |
| 2007                                       | 102.0   | 94.5                  | 94.5                  | 94.5             | 94.5                   | 84.2             | 93.9                   | 81.8                      | 93.1                  | 84.8   |
| 2007年 7月                                   | 102.2   | 94.7                  | 94.7                  | 94.5             | 94.5                   | 83.9             | 93.9                   | 81.5                      | 93.4                  | 84.8   |
| 8  | 102.4   | 94.7                  | 94.7                  | 94.5             | 94.5                   | 83.9             | 93.9                   | 81.5                      | 92.5                  | 84.8   |
| 9  | 102.5   | 94.7                  | 94.7                  | 94.5             | 94.5                   | 84.5             | 93.9                   | 82.2                      | 92.2                  | 84.6   |
| 10   | 102.7   | 94.7                  | 94.7                  | 94.5             | 94.5                   | 84.9             | 93.9                   | 82.6                      | 91.5                  | 84.6   |
| 11   | 102.6   | 94.7                  | 94.7                  | 94.5             | 94.5                   | 84.9             | 93.9                   | 82.6                      | 91.1                  | 84.6   |
| 12   | 102.8   | 94.7                  | 94.7                  | 94.5             | 94.5                   | 84.9             | 93.9                   | 82.6                      | 90.6                  | 84.6   |
| 2008年 1月                                   | 102.8   | 94.7                  | 94.7                  | 94.5             | 94.5                   | 84.9             | 93.9                   | 82.6                      | 90.3                  | 84.6   |
| 2  | 103.9   | 94.7                  | 94.7                  | 94.5             | 94.5                   | 84.9             | 93.9                   | 82.6                      | 90.3                  | 84.6   |
| 3  | 105.6   | 94.7                  | 94.7                  | 94.5             | 94.5                   | 84.9             | 93.9                   | 82.6                      | 90.4                  | 84.6   |
| 4  | 106.7   | 94.7                  | 94.7                  | 94.5             | 94.5                   | 84.9             | 93.9                   | 82.6                      | 90.4                  | 84.6   |
| 5  | 108.4   | 94.7                  | 94.7                  | 94.5             | 94.5                   | 86.3             | 93.9                   | 84.5                      | 90.4                  | 84.6   |
| 6  | 110.1   | 95.7                  | 95.7                  | 94.5             | 94.5                   | 87.0             | 93.9                   | 85.3                      | 90.6                  | 84.6   |
| 7  | 111.7   | 95.7                  | 95.7                  | 94.5             | 94.5                   | 87.0             | 93.9                   | 85.3                      | 91.1                  | 83.2   |

| 大・中分類<br>ウエイト(1万分比)<br>Weight (Per 10,000) | 紙・木製品 Paper & wood products |                            |                                 |                                | 化学製品              |          |                         | 石油製品・舗装材料                             |                    |                  |
|--|-----------------------------|----------------------------|---------------------------------|--------------------------------|-------------------|----------|-------------------------|---------------------------------------|--------------------|------------------|
|  | 合板                          | 建設用木製品等                    | 家具・建具・装備品                       | 紙・紙加工品                         | 塗料                | その他の化学製品 | 石油製品                    | 石油製品                                  | 舗装材料               |                  |
| 年月<br>Year Month                           | Plywood                     | Construction wood products | Furniture & fixture & equipment | Paper & process paper products | Chemical products | Paints   | Other chemical products | Petroleum products & Paving materials | Petroleum products | Paving materials |
|  | 244                         | 440                        | 355                             | 108                            | 144               | 105      | 39                      | 378                                   | 157                | 221              |
| 2002年 平均                                   | 87.0                        | 91.1                       | 97.9                            | 95.5                           | 97.5              | 97.1     | 98.7                    | 98.0                                  | 100.3              | 96.3             |
| 2003                                       | 84.6                        | 88.2                       | 95.6                            | 93.1                           | 95.9              | 95.1     | 98.1                    | 97.0                                  | 103.8              | 92.1             |
| 2004                                       | 86.7                        | 84.8                       | 96.0                            | 87.9                           | 92.4              | 90.6     | 97.3                    | 98.1                                  | 111.1              | 88.8             |
| 2005                                       | 85.9                        | 84.9                       | 95.9                            | 87.6                           | 92.4              | 90.5     | 97.5                    | 108.9                                 | 128.5              | 94.9             |
| 2006                                       | 108.8                       | 84.9                       | 94.4                            | 97.2                           | 92.6              | 90.5     | 98.3                    | 124.8                                 | 149.7              | 107.0            |
| 2007                                       | 121.0                       | 85.6                       | 95.5                            | 99.1                           | 92.7              | 90.5     | 98.4                    | 127.9                                 | 153.1              | 110.0            |
| 2007年 7月                                   | 124.5                       | 84.9                       | 95.6                            | 99.1                           | 92.7              | 90.5     | 98.4                    | 128.0                                 | 154.1              | 109.4            |
| 8  | 117.8                       | 84.9                       | 95.6                            | 99.1                           | 92.7              | 90.5     | 98.4                    | 129.0                                 | 155.4              | 110.3            |
| 9  | 112.2                       | 87.1                       | 95.6                            | 99.1                           | 92.7              | 90.5     | 98.4                    | 129.1                                 | 155.5              | 110.3            |
| 10   | 107.0                       | 87.1                       | 95.6                            | 99.1                           | 92.7              | 90.5     | 98.4                    | 129.1                                 | 155.5              | 110.3            |
| 11   | 104.5                       | 87.1                       | 95.6                            | 99.1                           | 92.7              | 90.5     | 98.4                    | 131.6                                 | 160.2              | 111.2            |
| 12   | 100.6                       | 87.1                       | 95.6                            | 99.1                           | 92.7              | 90.5     | 98.4                    | 135.2                                 | 169.1              | 111.2            |
| 2008年 1月                                   | 98.2                        | 87.1                       | 95.6                            | 99.1                           | 92.8              | 90.5     | 99.0                    | 135.9                                 | 170.7              | 111.2            |
| 2  | 98.2                        | 87.1                       | 95.6                            | 99.1                           | 92.8              | 90.5     | 99.0                    | 136.1                                 | 169.6              | 112.2            |
| 3  | 98.8                        | 87.1                       | 95.6                            | 99.1                           | 92.8              | 90.5     | 99.0                    | 138.7                                 | 175.9              | 112.2            |
| 4  | 98.8                        | 87.1                       | 95.6                            | 99.1                           | 92.8              | 90.5     | 99.0                    | 134.3                                 | 165.2              | 112.2            |
| 5  | 98.8                        | 87.1                       | 95.6                            | 99.1                           | 93.1              | 90.5     | 100.0                   | 147.1                                 | 195.3              | 112.7            |
| 6  | 98.8                        | 87.1                       | 95.6                            | 102.7                          | 93.1              | 90.5     | 100.0                   | 156.0                                 | 211.0              | 116.9            |
| 7  | 102.6                       | 89.3                       | 95.6                            | 102.7                          | 96.5              | 95.0     | 100.5                   | 162.5                                 | 226.5              | 116.9            |

2. 建設総合中分類別指数【大阪(2)】

Construction general index by intermediate classification 【Osaka(2)】

平成12年平均=100  
2000 average=100

| 大・中分類                             |                   | 窯業・土石製品                               |                        |                                |                                |              |         |                         |                    | 鉄 鋼   |  |
|-----------------------------------|-------------------|---------------------------------------|------------------------|--------------------------------|--------------------------------|--------------|---------|-------------------------|--------------------|-------|--|
| ウエイト(1万分比)<br>Weight (Per 10,000) | 年 月<br>Year Month | 耐火物                                   | 他の建設用<br>土石製品          | ガラス・<br>ガラス製品                  | 陶磁器                            | セメント         | 生コンクリート | セメント製品                  | その他の窯業<br>・土石製品    | 鉄 鋼   |  |
|                                   |                   | Ceramics,<br>stone & clay<br>products | Fire proof<br>products | Other stone &<br>clay products | Glass &<br>related<br>Products | Ceramic ware | Cement  | Ready mixed<br>concrete | Cement<br>products |       | Other<br>ceramics,<br>stone & clay<br>products |
|                                   |                   | 2,442                                 | 47                     | 121                            | 76                             | 141          | 54      | 961                     | 881                | 162   | 600  |
|                                   | 2002年 平均          | 97.7                                  | 100.0                  | 93.8                           | 98.2                           | 90.6         | 92.7    | 99.3                    | 97.6               | 99.0  | 99.6   |
|                                   | 2003              | 96.5                                  | 100.0                  | 93.2                           | 95.9                           | 83.9         | 91.5    | 98.5                    | 96.5               | 98.9  | 110.5  |
|                                   | 2004              | 95.5                                  | 100.0                  | 95.1                           | 90.1                           | 77.7         | 91.5    | 97.9                    | 95.7               | 98.6  | 141.8  |
|                                   | 2005              | 95.4                                  | 100.0                  | 97.6                           | 89.9                           | 77.7         | 91.5    | 96.7                    | 96.4               | 98.9  | 149.2  |
|                                   | 2006              | 95.5                                  | 100.0                  | 99.1                           | 89.7                           | 77.7         | 92.1    | 96.2                    | 97.0               | 99.1  | 149.5  |
|                                   | 2007              | 96.2                                  | 100.0                  | 102.3                          | 89.9                           | 83.9         | 92.1    | 96.1                    | 97.1               | 100.7 | 168.9  |
|                                   | 2007年 7月          | 96.1                                  | 100.0                  | 104.1                          | 90.1                           | 83.7         | 92.1    | 96.0                    | 97.1               | 99.7  | 170.9  |
|                                   | 8                 | 96.5                                  | 100.0                  | 104.1                          | 90.1                           | 85.5         | 92.1    | 96.0                    | 97.1               | 102.7 | 172.5  |
|                                   | 9                 | 96.4                                  | 100.0                  | 104.1                          | 89.9                           | 85.5         | 92.1    | 96.0                    | 97.1               | 102.7 | 175.5  |
|                                   | 10                | 96.4                                  | 100.0                  | 104.1                          | 89.9                           | 85.5         | 92.1    | 96.0                    | 97.1               | 102.7 | 175.9  |
|                                   | 11                | 96.3                                  | 100.0                  | 104.1                          | 89.9                           | 85.5         | 92.1    | 96.0                    | 96.6               | 102.7 | 175.9  |
|                                   | 12                | 97.4                                  | 100.0                  | 107.1                          | 89.9                           | 86.2         | 92.1    | 96.0                    | 99.3               | 102.9 | 175.6  |
|                                   | 2008年 1月          | 97.4                                  | 100.0                  | 107.1                          | 89.9                           | 86.2         | 92.1    | 96.0                    | 99.3               | 102.9 | 174.4  |
|                                   | 2                 | 97.5                                  | 103.8                  | 107.1                          | 89.9                           | 86.2         | 92.1    | 96.0                    | 99.3               | 102.9 | 186.1  |
|                                   | 3                 | 97.5                                  | 103.8                  | 107.1                          | 89.9                           | 86.2         | 92.1    | 96.0                    | 99.3               | 102.9 | 201.4  |
|                                   | 4                 | 97.5                                  | 103.8                  | 107.1                          | 89.9                           | 86.2         | 92.1    | 96.0                    | 99.3               | 102.9 | 216.7  |
|                                   | 5                 | 97.5                                  | 103.8                  | 107.1                          | 89.9                           | 86.2         | 92.1    | 96.0                    | 99.3               | 102.9 | 228.3  |
|                                   | 6                 | 97.5                                  | 103.8                  | 107.1                          | 89.9                           | 85.9         | 92.1    | 96.0                    | 99.3               | 102.9 | 241.0  |
|                                   | 7                 | 97.8                                  | 103.8                  | 107.1                          | 89.9                           | 85.9         | 102.9   | 96.0                    | 99.3               | 103.3 | 246.9  |

| 大・中分類                             |                   | 鉄 鋼 Iron & Steel    |             |  |   | 非鉄金属  |                        |                            | 金属製品  |                                |                |
|-----------------------------------|-------------------|---------------------|-------------|--|---|-------|------------------------|----------------------------|-------|--------------------------------|----------------|
| ウエイト(1万分比)<br>Weight (Per 10,000) | 年 月<br>Year Month | 熱間圧延<br>鋼 材         | 鋼 管         | 冷間・メッキ<br>鋼 材                          | 鋳造品・<br>他の鉄鋼製品  | 非鉄金属  | 電線・ケーブル・<br>光ファイバーケーブル | その他の<br>非鉄金属               | 金属製品  | 建設用<br>金属製品                    | 建築用<br>金属製品    |
|                                   |                   | Hot rolled<br>Steel | Steel pipes | Cold rolled<br>steel &<br>coated steel | Casting<br>products and<br>other iron & steel<br>products |       | Non-ferrous<br>metals  | Electric wires<br>& cables |       | Other<br>non-ferrous<br>metals | Metal products |
|                                   |                   | 333                 | 117         | 74                                     | 76  | 249   | 222                    | 27                         | 2,778 | 1,248                          | 1,006          |
|                                   | 2002年 平均          | 105.0               | 95.2        | 93.6                                   | 88.6  | 92.6  | 91.8                   | 98.9                       | 94.7  | 96.5                           | 92.0           |
|                                   | 2003              | 124.2               | 92.9        | 99.9                                   | 87.3  | 89.2  | 88.3                   | 97.0                       | 93.5  | 97.0                           | 88.8           |
|                                   | 2004              | 175.7               | 100.5       | 109.5                                  | 87.7  | 95.0  | 93.8                   | 104.8                      | 92.7  | 98.8                           | 84.7           |
|                                   | 2005              | 180.2               | 111.7       | 126.0                                  | 93.2  | 101.3 | 100.3                  | 109.7                      | 94.6  | 102.0                          | 85.3           |
|                                   | 2006              | 180.2               | 115.9       | 122.2                                  | 93.2  | 128.9 | 129.0                  | 128.2                      | 96.2  | 103.4                          | 87.4           |
|                                   | 2007              | 208.3               | 133.5       | 125.2                                  | 93.2  | 142.2 | 141.2                  | 150.7                      | 96.8  | 105.1                          | 86.3           |
|                                   | 2007年 7月          | 210.5               | 137.1       | 125.6                                  | 93.2  | 147.3 | 146.8                  | 151.5                      | 96.7  | 105.0                          | 86.1           |
|                                   | 8                 | 213.0               | 138.5       | 125.6                                  | 93.2  | 147.9 | 147.5                  | 151.5                      | 96.9  | 105.5                          | 86.1           |
|                                   | 9                 | 218.0               | 139.3       | 126.1                                  | 93.2  | 144.7 | 143.9                  | 151.5                      | 97.2  | 106.0                          | 86.1           |
|                                   | 10                | 219.0               | 138.5       | 126.1                                  | 93.2  | 146.4 | 145.4                  | 154.5                      | 97.9  | 106.4                          | 87.4           |
|                                   | 11                | 219.5               | 136.6       | 126.1                                  | 93.2  | 144.5 | 143.2                  | 154.8                      | 97.9  | 106.5                          | 87.4           |
|                                   | 12                | 219.3               | 136.0       | 126.1                                  | 93.2  | 139.2 | 136.9                  | 157.9                      | 98.0  | 106.6                          | 87.4           |
|                                   | 2008年 1月          | 217.5               | 135.0       | 126.1                                  | 93.2  | 139.2 | 136.9                  | 157.9                      | 98.0  | 106.6                          | 87.4           |
|                                   | 2                 | 235.9               | 134.6       | 128.1                                  | 103.6   | 139.1 | 136.8                  | 157.9                      | 99.6  | 110.0                          | 87.4           |
|                                   | 3                 | 262.7               | 134.2       | 132.4                                  | 103.6   | 145.1 | 143.6                  | 157.9                      | 101.4 | 113.8                          | 87.4           |
|                                   | 4                 | 286.8               | 137.6       | 142.3                                  | 103.6   | 143.4 | 141.6                  | 157.9                      | 103.0 | 117.3                          | 87.4           |
|                                   | 5                 | 305.2               | 142.3       | 146.3                                  | 103.6   | 145.1 | 143.6                  | 157.9                      | 104.5 | 120.3                          | 87.4           |
|                                   | 6                 | 326.0               | 143.9       | 152.6                                  | 103.6   | 144.4 | 142.7                  | 157.9                      | 106.6 | 123.5                          | 88.9           |
|                                   | 7                 | 334.1               | 147.7       | 158.3                                  | 103.6   | 148.8 | 146.2                  | 169.8                      | 108.7 | 126.9                          | 89.3           |

2. 建設総合中分類別指数【大阪(3)】

Construction general index by intermediate classification 【Osaka(3)】

平成12年平均=100  
2000 average=100

| 大・中分類<br>ウエイト(1万分比)<br>Weight (Per 10,000) | 金属製品 Metal products                                   |   | 一般機械                         |  | 電気機械                          |                                     |   | 他の製造工業製品                        |                                     |  |
|--|---|---|------------------------------|--|-------------------------------|-------------------------------------|---|---------------------------------|-------------------------------------|--|
|  | ガス・石油・<br>暖厨房装置<br>Gas & Oil<br>heating<br>appliances | その他の<br>金属製品<br>Other metal<br>products | 一般機械<br>General<br>machinery | 一般機械<br>General<br>industrial<br>machinery | 電気機械<br>Electric<br>machinery | 重電機器<br>Heavy electric<br>equipment | その他の<br>電気機械<br>Other electric<br>machinery | Other<br>industrial<br>products | プラスチック<br>製品<br>Plastic<br>products | その他の<br>製造工業製品<br>Other<br>manufacturing<br>products |
| 年 月<br>Year Month                          | 202   | 322                                     | 193                          | 193  | 293                           | 47                                  | 247   | 592                             | 402                                 | 190  |
| 2002 年 平均                                  | 99.2  | 93.7                                    | 96.7                         | 96.7                                       | 98.6                          | 98.1                                | 98.7  | 96.3                            | 96.3                                | 96.3   |
| 2003                                       | 98.4  | 91.7                                    | 91.1                         | 91.1                                       | 95.4                          | 97.4                                | 95.0  | 93.4                            | 94.3                                | 91.7   |
| 2004                                       | 93.4  | 93.5                                    | 90.5                         | 90.5                                       | 89.9                          | 97.1                                | 88.5  | 91.0                            | 93.7                                | 85.2   |
| 2005                                       | 90.5  | 97.8                                    | 91.3                         | 91.3                                       | 89.1                          | 97.8                                | 87.4  | 90.9                            | 95.0                                | 82.1   |
| 2006                                       | 89.0  | 100.3                                   | 92.8                         | 92.8                                       | 90.1                          | 99.0                                | 88.4  | 91.5                            | 97.3                                | 79.4   |
| 2007                                       | 88.0  | 102.8                                   | 96.9                         | 96.9                                       | 91.6                          | 98.4                                | 90.3  | 92.7                            | 98.9                                | 79.7   |
| 2007 年 7 月                                 |   |   |                              |  |                               |                                     |   |                                 |                                     |  |
| 8  | 87.8  | 102.8                                   | 96.6                         | 96.6                                       | 91.7                          | 98.3                                | 90.5  | 92.9                            | 98.8                                | 80.7   |
| 9  | 87.8  | 103.2                                   | 96.8                         | 96.8                                       | 91.7                          | 98.3                                | 90.5  | 92.9                            | 98.8                                | 80.7   |
| 10   | 87.8  | 103.2                                   | 98.6                         | 98.6                                       | 91.7                          | 98.3                                | 90.5  | 92.9                            | 98.8                                | 80.7   |
| 11   | 88.5  | 103.5                                   | 98.3                         | 98.3                                       | 91.7                          | 98.3                                | 90.5  | 93.2                            | 99.2                                | 80.7   |
| 12   | 88.8  | 103.5                                   | 98.3                         | 98.3                                       | 91.7                          | 98.3                                | 90.5  | 93.2                            | 99.2                                | 80.7   |
| 2008 年 1 月                                 |   |   |                              |  |                               |                                     |   |                                 |                                     |  |
| 2  | 88.8  | 104.0                                   | 99.1                         | 99.1                                       | 91.8                          | 98.6                                | 90.5  | 93.2                            | 99.2                                | 80.7   |
| 3  | 88.8  | 104.1                                   | 99.1                         | 99.1                                       | 91.9                          | 98.6                                | 90.6  | 93.2                            | 99.2                                | 80.7   |
| 4  | 88.8  | 104.8                                   | 99.1                         | 99.1                                       | 91.9                          | 98.6                                | 90.6  | 93.2                            | 99.2                                | 80.7   |
| 5  | 88.8  | 105.0                                   | 99.1                         | 99.1                                       | 91.9                          | 98.6                                | 90.6  | 93.2                            | 99.2                                | 80.7   |
| 6  | 88.8  | 106.6                                   | 99.1                         | 99.1                                       | 91.9                          | 98.6                                | 90.6  | 93.2                            | 99.2                                | 80.7   |
| 7  | 88.8  | 107.1                                   | 99.1                         | 99.1                                       | 91.5                          | 98.6                                | 90.2  | 93.5                            | 99.6                                | 80.7   |
| 7  | 88.8  | 111.3                                   | 99.1                         | 99.1                                       | 91.6                          | 98.6                                | 90.3  | 93.8                            | 100.0                               | 80.7   |

2. 建設総合中分類別指数【名古屋(1)】

Construction general index by intermediate classification 【Nagoya(1)】

平成12年平均=100  
2000 average=100

| 大・中分類<br>ウエイト(1万分比)<br>Weight (Per 10,000) | 建設総合    | 農産物                   |                       | 鉱産物              |                        | 繊維製品             |                        |                           | 紙・木製品                 |        |
|--|---------|-----------------------|-----------------------|------------------|------------------------|------------------|------------------------|---------------------------|-----------------------|--------|
|  |         | 農産物                   | 農産物                   | 砂利・碎石            | 砂利・碎石                  | 畳・わら加工品          | 繊維工業製品                 | 製材                        |                       |        |
| 年月<br>Year Month                           | General | Agricultural Products | Agricultural Products | Mineral products | Gravel & crushed stone | Textile products | Tatami & process straw | Textile industry products | Paper & wood products | Lumber |
|  | 10,000  | 94                    | 94                    | 408              | 408                    | 79               | 16                     | 63                        | 1,750                 | 602    |
| 2002年 平均                                   | 95.4    | 97.2                  | 97.2                  | 97.1             | 97.1                   | 92.6             | 96.2                   | 91.7                      | 94.2                  | 94.5   |
| 2003                                       | 94.2    | 92.1                  | 92.1                  | 97.1             | 97.1                   | 88.5             | 96.0                   | 86.7                      | 91.7                  | 91.9   |
| 2004                                       | 96.0    | 92.2                  | 92.2                  | 95.8             | 95.8                   | 85.0             | 96.0                   | 82.3                      | 92.5                  | 94.9   |
| 2005                                       | 97.6    | 90.8                  | 90.8                  | 96.4             | 96.4                   | 84.8             | 96.0                   | 82.1                      | 91.6                  | 93.6   |
| 2006                                       | 100.3   | 90.2                  | 90.2                  | 97.0             | 97.0                   | 84.7             | 96.0                   | 81.9                      | 95.3                  | 93.0   |
| 2007                                       | 103.1   | 90.2                  | 90.2                  | 97.3             | 97.3                   | 84.6             | 96.0                   | 81.8                      | 97.4                  | 93.0   |
| 2007年 7月                                   | 103.4   | 90.2                  | 90.2                  | 97.4             | 97.4                   | 84.3             | 96.0                   | 81.5                      | 97.6                  | 93.0   |
| 8  | 103.4   | 90.2                  | 90.2                  | 97.4             | 97.4                   | 84.3             | 96.0                   | 81.5                      | 96.6                  | 93.0   |
| 9  | 103.5   | 90.2                  | 90.2                  | 97.4             | 97.4                   | 84.9             | 96.0                   | 82.2                      | 96.1                  | 93.0   |
| 10   | 103.8   | 90.2                  | 90.2                  | 97.4             | 97.4                   | 85.3             | 96.0                   | 82.6                      | 95.5                  | 93.0   |
| 11   | 103.7   | 90.2                  | 90.2                  | 97.4             | 97.4                   | 85.3             | 96.0                   | 82.6                      | 95.2                  | 93.0   |
| 12   | 103.8   | 90.2                  | 90.2                  | 97.4             | 97.4                   | 85.3             | 96.0                   | 82.6                      | 95.0                  | 93.0   |
| 2008年 1月                                   | 104.1   | 90.2                  | 90.2                  | 98.2             | 98.2                   | 85.3             | 96.0                   | 82.6                      | 94.7                  | 93.0   |
| 2  | 105.4   | 90.2                  | 90.2                  | 98.2             | 98.2                   | 85.3             | 96.0                   | 82.6                      | 94.7                  | 93.0   |
| 3  | 106.9   | 90.2                  | 90.2                  | 98.2             | 98.2                   | 85.3             | 96.0                   | 82.6                      | 94.8                  | 93.0   |
| 4  | 107.9   | 90.2                  | 90.2                  | 98.2             | 98.2                   | 85.3             | 96.0                   | 82.6                      | 94.8                  | 93.0   |
| 5  | 109.6   | 90.2                  | 90.2                  | 98.2             | 98.2                   | 86.7             | 96.0                   | 84.5                      | 94.8                  | 93.0   |
| 6  | 111.5   | 91.2                  | 91.2                  | 98.2             | 98.2                   | 87.4             | 96.0                   | 85.3                      | 95.0                  | 93.0   |
| 7  | 113.1   | 91.2                  | 91.2                  | 98.2             | 98.2                   | 87.4             | 96.0                   | 85.3                      | 95.6                  | 92.6   |

| 大・中分類<br>ウエイト(1万分比)<br>Weight (Per 10,000) | 紙・木製品 Paper & wood products |                            |                                 |                                | 化学製品              |          |                         | 石油製品・舗装材料                             |                    |                  |
|--|-----------------------------|----------------------------|---------------------------------|--------------------------------|-------------------|----------|-------------------------|---------------------------------------|--------------------|------------------|
|  | 合板                          | 建設用木製品等                    | 家具・建具・装備品                       | 紙・紙加工品                         | 塗料                | その他の化学製品 | 石油製品                    | 石油製品                                  | 舗装材料               |                  |
| 年月<br>Year Month                           | Plywood                     | Construction wood products | Furniture & fixture & equipment | Paper & process paper products | Chemical products | Paints   | Other chemical products | Petroleum products & Paving materials | Petroleum products | Paving materials |
|  | 244                         | 440                        | 355                             | 108                            | 144               | 105      | 39                      | 378                                   | 157                | 221              |
| 2002年 平均                                   | 93.4                        | 91.1                       | 97.8                            | 95.5                           | 97.5              | 97.1     | 98.7                    | 97.6                                  | 101.2              | 95.0             |
| 2003                                       | 90.2                        | 88.2                       | 95.8                            | 94.5                           | 96.0              | 95.1     | 98.2                    | 97.3                                  | 104.2              | 92.3             |
| 2004                                       | 93.8                        | 84.9                       | 96.6                            | 93.0                           | 92.5              | 90.6     | 97.6                    | 100.8                                 | 112.2              | 92.7             |
| 2005                                       | 93.2                        | 84.9                       | 96.5                            | 88.0                           | 92.5              | 90.5     | 97.7                    | 111.3                                 | 129.9              | 98.0             |
| 2006                                       | 118.9                       | 84.9                       | 95.0                            | 97.2                           | 92.7              | 90.5     | 98.5                    | 123.9                                 | 150.9              | 104.6            |
| 2007                                       | 129.6                       | 85.7                       | 96.9                            | 99.1                           | 92.7              | 90.5     | 98.6                    | 127.5                                 | 154.6              | 108.2            |
| 2007年 7月                                   | 132.1                       | 84.9                       | 97.1                            | 99.1                           | 92.7              | 90.5     | 98.6                    | 126.0                                 | 152.7              | 107.0            |
| 8  | 124.9                       | 84.9                       | 97.1                            | 99.1                           | 92.7              | 90.5     | 98.6                    | 127.6                                 | 155.4              | 107.9            |
| 9  | 116.8                       | 87.1                       | 97.1                            | 99.1                           | 92.7              | 90.5     | 98.6                    | 128.9                                 | 158.4              | 107.9            |
| 10   | 112.9                       | 87.1                       | 97.1                            | 99.1                           | 92.7              | 90.5     | 98.6                    | 130.3                                 | 158.4              | 110.3            |
| 11   | 110.9                       | 87.1                       | 97.1                            | 99.1                           | 92.7              | 90.5     | 98.6                    | 131.6                                 | 160.4              | 111.1            |
| 12   | 109.2                       | 87.1                       | 97.1                            | 99.1                           | 92.7              | 90.5     | 98.6                    | 135.3                                 | 169.2              | 111.1            |
| 2008年 1月                                   | 107.3                       | 87.1                       | 97.1                            | 99.1                           | 92.9              | 90.5     | 99.3                    | 138.9                                 | 178.0              | 111.1            |
| 2  | 107.3                       | 87.1                       | 97.1                            | 99.1                           | 92.9              | 90.5     | 99.3                    | 140.8                                 | 177.7              | 114.5            |
| 3  | 107.9                       | 87.1                       | 97.1                            | 99.1                           | 92.9              | 90.5     | 99.3                    | 141.6                                 | 179.6              | 114.6            |
| 4  | 107.9                       | 87.1                       | 97.1                            | 99.1                           | 92.9              | 90.5     | 99.3                    | 133.8                                 | 160.9              | 114.6            |
| 5  | 107.9                       | 87.1                       | 97.1                            | 99.1                           | 93.6              | 90.5     | 101.9                   | 145.1                                 | 187.3              | 115.1            |
| 6  | 107.9                       | 87.1                       | 97.1                            | 102.7                          | 93.6              | 90.5     | 101.9                   | 153.4                                 | 207.1              | 115.1            |
| 7  | 108.9                       | 89.3                       | 97.1                            | 102.7                          | 97.0              | 95.0     | 102.4                   | 160.2                                 | 223.5              | 115.1            |

2. 建設総合中分類別指数【名古屋(2)】

Construction general index by intermediate classification 【Nagoya(2)】

平成12年平均=100  
2000 average=100

| 大・中分類                             |                   | 窯業・土石製品                               |                        |                                |                                |              |         |                         |                    | 鉄 鋼   |  |
|-----------------------------------|-------------------|---------------------------------------|------------------------|--------------------------------|--------------------------------|--------------|---------|-------------------------|--------------------|-------|--|
| ウエイト(1万分比)<br>Weight (Per 10,000) | 年 月<br>Year Month | 耐火物                                   | 他の建設用<br>土石製品          | ガラス・<br>ガラス製品                  | 陶磁器                            | セメント         | 生コンクリート | セメント製品                  | その他の窯業<br>・土石製品    | 鉄 鋼   |  |
|                                   |                   | Ceramics,<br>stone & clay<br>products | Fire proof<br>products | Other stone &<br>clay products | Glass &<br>related<br>Products | Ceramic ware | Cement  | Ready mixed<br>concrete | Cement<br>products |       | Other<br>ceramics,<br>stone & clay<br>products |
|                                   |                   | 2,442                                 | 47                     | 121                            | 76                             | 141          | 54      | 961                     | 881                | 162   | 600  |
|                                   | 2002年 平均          | 94.4                                  | 100.0                  | 94.0                           | 98.2                           | 90.7         | 93.0    | 91.4                    | 97.3               | 97.0  | 100.4  |
|                                   | 2003              | 92.8                                  | 100.0                  | 93.5                           | 96.7                           | 84.5         | 94.2    | 90.1                    | 95.4               | 96.9  | 109.6  |
|                                   | 2004              | 92.9                                  | 100.0                  | 96.1                           | 95.7                           | 79.2         | 95.2    | 90.9                    | 95.4               | 96.8  | 142.1  |
|                                   | 2005              | 93.9                                  | 100.0                  | 99.6                           | 95.5                           | 79.2         | 97.7    | 92.1                    | 96.1               | 97.1  | 148.9  |
|                                   | 2006              | 95.7                                  | 100.0                  | 101.2                          | 94.9                           | 79.2         | 100.0   | 95.5                    | 97.0               | 97.3  | 148.6  |
|                                   | 2007              | 97.6                                  | 100.0                  | 103.5                          | 95.1                           | 85.4         | 100.0   | 98.8                    | 97.0               | 98.9  | 166.8  |
|                                   | 2007年 7月          | 97.6                                  | 100.0                  | 104.7                          | 95.4                           | 85.2         | 100.0   | 98.8                    | 97.0               | 97.9  | 168.8  |
|                                   | 8                 | 97.9                                  | 100.0                  | 104.7                          | 95.4                           | 87.0         | 100.0   | 98.8                    | 97.0               | 100.9 | 169.1  |
|                                   | 9                 | 97.8                                  | 100.0                  | 104.7                          | 95.1                           | 87.0         | 100.0   | 98.8                    | 97.0               | 100.9 | 171.9  |
|                                   | 10                | 97.8                                  | 100.0                  | 104.7                          | 95.1                           | 87.0         | 100.0   | 98.8                    | 97.0               | 100.9 | 172.5  |
|                                   | 11                | 97.8                                  | 100.0                  | 104.7                          | 95.1                           | 87.0         | 100.0   | 98.8                    | 97.0               | 100.9 | 172.4  |
|                                   | 12                | 98.0                                  | 100.0                  | 107.8                          | 95.1                           | 87.8         | 100.0   | 98.8                    | 97.0               | 100.9 | 172.2  |
|                                   | 2008年 1月          | 99.0                                  | 100.0                  | 107.8                          | 95.1                           | 87.8         | 101.1   | 101.2                   | 97.0               | 100.9 | 172.0  |
|                                   | 2                 | 99.3                                  | 104.0                  | 107.8                          | 95.1                           | 87.8         | 101.1   | 101.2                   | 97.4               | 100.9 | 183.7  |
|                                   | 3                 | 99.3                                  | 104.0                  | 107.8                          | 95.1                           | 87.8         | 101.1   | 101.2                   | 97.4               | 100.9 | 197.8  |
|                                   | 4                 | 99.3                                  | 104.0                  | 107.8                          | 95.1                           | 87.8         | 101.1   | 101.2                   | 97.4               | 100.9 | 213.1  |
|                                   | 5                 | 99.3                                  | 104.0                  | 107.8                          | 95.1                           | 87.8         | 101.1   | 101.2                   | 97.4               | 100.9 | 224.6  |
|                                   | 6                 | 101.1                                 | 104.0                  | 107.8                          | 95.1                           | 87.5         | 112.4   | 105.1                   | 97.4               | 102.0 | 235.4  |
|                                   | 7                 | 101.1                                 | 104.0                  | 107.8                          | 95.1                           | 87.5         | 112.4   | 105.1                   | 97.4               | 102.3 | 242.9  |

| 大・中分類                             |                   | 鉄 鋼 Iron & Steel    |             |  |   | 非鉄金属  |                        |                            | 金属製品  |                                |                |
|-----------------------------------|-------------------|---------------------|-------------|--|---|-------|------------------------|----------------------------|-------|--------------------------------|----------------|
| ウエイト(1万分比)<br>Weight (Per 10,000) | 年 月<br>Year Month | 熱間圧延<br>鋼 材         | 鋼 管         | 冷間・メッキ<br>鋼 材                          | 鋳造品・<br>他の鉄鋼製品  | 非鉄金属  | 電線・ケーブル・<br>光ファイバーケーブル | その他の<br>非鉄金属               | 金属製品  | 建設用<br>金属製品                    | 建築用<br>金属製品    |
|                                   |                   | Hot rolled<br>Steel | Steel pipes | Cold rolled<br>steel &<br>coated steel | Casting<br>products and<br>other iron & steel<br>products |       | Non-ferrous<br>metals  | Electric wires<br>& cables |       | Other<br>non-ferrous<br>metals | Metal products |
|                                   |                   | 333                 | 117         | 74                                     | 76  | 249   | 222                    | 27                         | 2,778 | 1,248                          | 1,006          |
|                                   | 2002年 平均          | 106.7               | 93.6        | 94.5                                   | 88.6  | 92.7  | 91.9                   | 98.7                       | 94.9  | 97.0                           | 92.0           |
|                                   | 2003              | 123.8               | 91.1        | 97.9                                   | 87.3  | 89.3  | 88.4                   | 96.7                       | 93.8  | 98.0                           | 88.8           |
|                                   | 2004              | 177.2               | 98.7        | 108.7                                  | 87.7  | 94.9  | 93.7                   | 104.5                      | 93.3  | 100.5                          | 84.7           |
|                                   | 2005              | 181.0               | 109.2       | 124.0                                  | 93.2  | 101.1 | 100.1                  | 109.3                      | 95.2  | 103.5                          | 85.3           |
|                                   | 2006              | 179.9               | 113.8       | 119.1                                  | 93.4  | 129.1 | 129.2                  | 127.8                      | 96.7  | 104.8                          | 87.4           |
|                                   | 2007              | 206.0               | 130.7       | 122.5                                  | 93.4  | 143.8 | 143.0                  | 150.3                      | 97.2  | 106.3                          | 86.3           |
|                                   | 2007年 7月          | 208.4               | 134.3       | 122.9                                  | 93.4  | 149.5 | 149.3                  | 151.1                      | 97.1  | 106.3                          | 86.1           |
|                                   | 8                 | 208.5               | 135.2       | 122.9                                  | 93.4  | 149.5 | 149.3                  | 151.1                      | 97.3  | 106.6                          | 86.1           |
|                                   | 9                 | 213.3               | 135.9       | 123.4                                  | 93.4  | 146.2 | 145.7                  | 151.1                      | 97.4  | 106.9                          | 86.1           |
|                                   | 10                | 214.6               | 135.1       | 123.4                                  | 93.4  | 148.2 | 147.5                  | 154.1                      | 98.1  | 107.3                          | 87.4           |
|                                   | 11                | 215.0               | 133.3       | 123.4                                  | 93.4  | 146.2 | 145.2                  | 154.3                      | 98.2  | 107.5                          | 87.4           |
|                                   | 12                | 214.9               | 132.6       | 123.4                                  | 93.4  | 141.7 | 139.8                  | 157.5                      | 98.3  | 107.6                          | 87.4           |
|                                   | 2008年 1月          | 214.9               | 131.7       | 123.4                                  | 93.4  | 141.7 | 139.8                  | 157.5                      | 98.3  | 107.6                          | 87.4           |
|                                   | 2                 | 232.9               | 131.8       | 126.0                                  | 103.7   | 141.6 | 139.7                  | 157.5                      | 99.9  | 111.0                          | 87.4           |
|                                   | 3                 | 257.5               | 131.3       | 130.8                                  | 103.7   | 148.1 | 146.9                  | 157.5                      | 101.6 | 114.7                          | 87.4           |
|                                   | 4                 | 282.4               | 133.7       | 138.5                                  | 103.7   | 145.7 | 144.3                  | 157.5                      | 103.2 | 118.1                          | 87.4           |
|                                   | 5                 | 300.5               | 138.2       | 143.6                                  | 103.7   | 148.1 | 146.9                  | 157.5                      | 104.7 | 121.1                          | 87.4           |
|                                   | 6                 | 318.8               | 139.3       | 147.2                                  | 103.7   | 147.3 | 146.0                  | 157.5                      | 106.6 | 124.0                          | 88.9           |
|                                   | 7                 | 329.7               | 143.4       | 152.7                                  | 103.7   | 151.8 | 149.7                  | 169.4                      | 108.8 | 127.6                          | 89.3           |

2. 建設総合中分類別指数【名古屋(3)】

Construction general index by intermediate classification 【Nagoya(3)】

平成12年平均=100  
2000 average=100

| 大・中分類<br>ウエイト(1万分比)<br>Weight (Per 10,000) | 金属製品 Metal products                                   |   | 一般機械                         |  | 電気機械                          |                                     |   | 他の製造工業製品                        |                                     |  |
|--|---|---|------------------------------|--|-------------------------------|-------------------------------------|---|---------------------------------|-------------------------------------|--|
|  | ガス・石油・<br>暖厨房装置<br>Gas & Oil<br>heating<br>appliances | その他の<br>金属製品<br>Other metal<br>products | 一般機械<br>General<br>machinery | 一般機械<br>General<br>industrial<br>machinery | 電気機械<br>Electric<br>machinery | 重電機器<br>Heavy electric<br>equipment | その他の<br>電気機械<br>Other electric<br>machinery | Other<br>industrial<br>products | プラスチック<br>製品<br>Plastic<br>products | その他の<br>製造工業製品<br>Other<br>manufacturing<br>products |
| 年 月<br>Year Month                          | 202   | 322                                     | 193                          | 193  | 293                           | 47                                  | 247   | 592                             | 402                                 | 190  |
| 2002 年 平均                                  | 99.2  | 93.0                                    | 96.7                         | 96.7                                       | 98.6                          | 98.1                                | 98.7  | 96.2                            | 96.1                                | 96.3   |
| 2003                                       | 98.4  | 90.3                                    | 91.1                         | 91.1                                       | 95.4                          | 97.4                                | 95.0  | 93.3                            | 94.0                                | 91.7   |
| 2004                                       | 93.4  | 92.0                                    | 90.5                         | 90.5                                       | 89.9                          | 97.1                                | 88.5  | 90.8                            | 93.5                                | 85.2   |
| 2005                                       | 90.5  | 96.5                                    | 91.1                         | 91.1                                       | 89.1                          | 97.8                                | 87.4  | 90.7                            | 94.8                                | 82.1   |
| 2006                                       | 89.0  | 98.9                                    | 92.6                         | 92.6                                       | 90.1                          | 99.0                                | 88.4  | 91.3                            | 97.0                                | 79.4   |
| 2007                                       | 88.0  | 101.3                                   | 96.7                         | 96.7                                       | 91.6                          | 98.4                                | 90.3  | 92.5                            | 98.6                                | 79.7   |
| 2007 年 7 月                                 |   |   |                              |  |                               |                                     |   |                                 |                                     |  |
| 8  | 87.8  | 101.3                                   | 96.3                         | 96.3                                       | 91.7                          | 98.3                                | 90.5  | 92.8                            | 98.5                                | 80.7   |
| 9  | 87.8  | 101.7                                   | 96.5                         | 96.5                                       | 91.7                          | 98.3                                | 90.5  | 92.8                            | 98.5                                | 80.7   |
| 10   | 87.8  | 101.7                                   | 98.4                         | 98.4                                       | 91.7                          | 98.3                                | 90.5  | 92.8                            | 98.5                                | 80.7   |
| 11   | 88.5  | 102.0                                   | 98.1                         | 98.1                                       | 91.7                          | 98.3                                | 90.5  | 93.0                            | 98.9                                | 80.7   |
| 12   | 88.8  | 102.0                                   | 98.1                         | 98.1                                       | 91.7                          | 98.3                                | 90.5  | 93.0                            | 98.9                                | 80.7   |
| 2008 年 1 月                                 |   |   |                              |  |                               |                                     |   |                                 |                                     |  |
| 2  | 88.8  | 102.3                                   | 98.1                         | 98.1                                       | 91.7                          | 98.3                                | 90.5  | 93.0                            | 98.9                                | 80.7   |
| 3  | 88.8  | 102.5                                   | 98.9                         | 98.9                                       | 91.8                          | 98.6                                | 90.5  | 93.0                            | 98.9                                | 80.7   |
| 4  | 88.8  | 102.6                                   | 98.9                         | 98.9                                       | 91.9                          | 98.6                                | 90.6  | 93.0                            | 98.9                                | 80.7   |
| 5  | 88.8  | 103.2                                   | 98.9                         | 98.9                                       | 91.9                          | 98.6                                | 90.6  | 93.0                            | 98.9                                | 80.7   |
| 6  | 88.8  | 103.5                                   | 98.9                         | 98.9                                       | 91.9                          | 98.6                                | 90.6  | 93.0                            | 98.9                                | 80.7   |
| 7  | 88.8  | 103.5                                   | 98.9                         | 98.9                                       | 91.9                          | 98.6                                | 90.6  | 93.0                            | 98.9                                | 80.7   |
|  | 88.8  | 104.9                                   | 98.9                         | 98.9                                       | 91.9                          | 98.6                                | 90.6  | 93.0                            | 98.9                                | 80.7   |
|  | 88.8  | 105.6                                   | 98.9                         | 98.9                                       | 91.5                          | 98.6                                | 90.2  | 93.3                            | 99.4                                | 80.7   |
|  | 88.8  | 109.8                                   | 98.9                         | 98.9                                       | 91.6                          | 98.6                                | 90.3  | 93.6                            | 99.8                                | 80.7   |

2. 建設総合中分類別指数【福岡(1)】

Construction general index by intermediate classification 【Fukuoka(1)】

平成12年平均=100  
2000 average=100

| 大・中分類<br>ウエイト(1万分比)<br>Weight (Per 10,000) | 建設総合    | 農産物                   |                       | 鉱産物              |                        | 繊維製品             |                        |                           | 紙・木製品                 |        |
|--|---------|-----------------------|-----------------------|------------------|------------------------|------------------|------------------------|---------------------------|-----------------------|--------|
|  |         | 農産物                   | 農産物                   | 砂利・碎石            | 砂利・碎石                  | 畳・わら加工品          | 繊維工業製品                 | 製材                        |                       |        |
| 年月<br>Year Month                           | General | Agricultural Products | Agricultural Products | Mineral products | Gravel & crushed stone | Textile products | Tatami & process straw | Textile industry products | Paper & wood products | Lumber |
|  | 10,000  | 94                    | 94                    | 408              | 408                    | 79               | 16                     | 63                        | 1,750                 | 602    |
| 2002年 平均                                   | 96.8    | 97.5                  | 97.5                  | 95.2             | 95.2                   | 93.3             | 100.0                  | 91.7                      | 95.0                  | 95.3   |
| 2003                                       | 95.8    | 97.7                  | 97.7                  | 93.2             | 93.2                   | 89.3             | 100.0                  | 86.7                      | 93.5                  | 95.1   |
| 2004                                       | 97.0    | 97.1                  | 97.1                  | 92.4             | 92.4                   | 85.6             | 99.0                   | 82.3                      | 92.8                  | 94.1   |
| 2005                                       | 98.2    | 95.0                  | 95.0                  | 90.9             | 90.9                   | 85.3             | 98.3                   | 82.1                      | 92.3                  | 93.6   |
| 2006                                       | 100.3   | 92.3                  | 92.3                  | 89.0             | 89.0                   | 85.2             | 98.3                   | 81.9                      | 95.3                  | 93.5   |
| 2007                                       | 103.2   | 92.1                  | 92.1                  | 89.0             | 89.0                   | 85.1             | 98.3                   | 81.8                      | 99.2                  | 94.3   |
| 2007年 7月                                   | 103.5   | 92.1                  | 92.1                  | 89.0             | 89.0                   | 84.8             | 98.3                   | 81.5                      | 99.6                  | 94.5   |
| 8  | 103.6   | 92.1                  | 92.1                  | 89.0             | 89.0                   | 84.8             | 98.3                   | 81.5                      | 98.8                  | 94.5   |
| 9  | 103.8   | 92.1                  | 92.1                  | 89.0             | 89.0                   | 85.4             | 98.3                   | 82.2                      | 98.4                  | 94.5   |
| 10   | 104.0   | 92.1                  | 92.1                  | 89.0             | 89.0                   | 85.7             | 98.3                   | 82.6                      | 97.7                  | 94.5   |
| 11   | 103.9   | 92.1                  | 92.1                  | 89.0             | 89.0                   | 85.7             | 98.3                   | 82.6                      | 97.3                  | 94.5   |
| 12   | 103.9   | 92.1                  | 92.1                  | 89.0             | 89.0                   | 85.7             | 98.3                   | 82.6                      | 96.7                  | 94.5   |
| 2008年 1月                                   | 103.9   | 92.1                  | 92.1                  | 89.0             | 89.0                   | 85.7             | 98.3                   | 82.6                      | 96.2                  | 94.5   |
| 2  | 105.1   | 92.1                  | 92.1                  | 89.0             | 89.0                   | 85.7             | 98.3                   | 82.6                      | 95.9                  | 94.5   |
| 3  | 106.6   | 92.1                  | 92.1                  | 89.0             | 89.0                   | 85.7             | 98.3                   | 82.6                      | 96.0                  | 94.5   |
| 4  | 107.7   | 92.1                  | 92.1                  | 89.0             | 89.0                   | 85.7             | 98.3                   | 82.6                      | 96.0                  | 94.5   |
| 5  | 109.4   | 92.1                  | 92.1                  | 89.0             | 89.0                   | 87.2             | 98.3                   | 84.5                      | 96.0                  | 94.5   |
| 6  | 110.9   | 93.2                  | 93.2                  | 89.0             | 89.0                   | 87.9             | 98.3                   | 85.3                      | 96.3                  | 94.5   |
| 7  | 112.3   | 93.2                  | 93.2                  | 89.0             | 89.0                   | 87.9             | 98.3                   | 85.3                      | 96.5                  | 92.8   |

| 大・中分類<br>ウエイト(1万分比)<br>Weight (Per 10,000) | 紙・木製品 Paper & wood products |                            |                                 |                                | 化学製品              |          |                         | 石油製品・舗装材料                             |                    |                  |
|--|-----------------------------|----------------------------|---------------------------------|--------------------------------|-------------------|----------|-------------------------|---------------------------------------|--------------------|------------------|
|  | 合板                          | 建設用木製品等                    | 家具・建具・装備品                       | 紙・紙加工品                         | 塗料                | その他の化学製品 | 石油製品                    | 石油製品                                  | 舗装材料               |                  |
| 年月<br>Year Month                           | Plywood                     | Construction wood products | Furniture & fixture & equipment | Paper & process paper products | Chemical products | Paints   | Other chemical products | Petroleum products & Paving materials | Petroleum products | Paving materials |
|  | 244                         | 440                        | 355                             | 108                            | 144               | 105      | 39                      | 378                                   | 157                | 221              |
| 2002年 平均                                   | 97.0                        | 91.1                       | 97.8                            | 95.6                           | 97.5              | 97.1     | 98.6                    | 98.1                                  | 96.4               | 99.3             |
| 2003                                       | 94.8                        | 88.3                       | 96.0                            | 94.6                           | 95.7              | 95.1     | 97.4                    | 95.3                                  | 98.5               | 93.1             |
| 2004                                       | 97.8                        | 84.9                       | 97.0                            | 92.7                           | 92.0              | 90.6     | 96.0                    | 96.3                                  | 104.9              | 90.2             |
| 2005                                       | 97.5                        | 84.9                       | 96.9                            | 88.2                           | 92.1              | 90.5     | 96.2                    | 104.7                                 | 121.2              | 93.0             |
| 2006                                       | 117.7                       | 84.9                       | 95.4                            | 97.2                           | 92.3              | 90.5     | 96.9                    | 116.7                                 | 140.9              | 99.5             |
| 2007                                       | 137.1                       | 85.7                       | 98.5                            | 99.1                           | 92.3              | 90.5     | 97.0                    | 122.2                                 | 148.7              | 103.3            |
| 2007年 7月                                   | 140.0                       | 84.9                       | 98.8                            | 99.1                           | 92.3              | 90.5     | 97.0                    | 121.6                                 | 148.6              | 102.4            |
| 8  | 134.7                       | 84.9                       | 98.8                            | 99.1                           | 92.3              | 90.5     | 97.0                    | 124.3                                 | 154.1              | 103.2            |
| 9  | 127.9                       | 87.1                       | 98.8                            | 99.1                           | 92.3              | 90.5     | 97.0                    | 125.1                                 | 154.2              | 104.4            |
| 10   | 122.3                       | 87.1                       | 98.8                            | 99.1                           | 92.3              | 90.5     | 97.0                    | 125.9                                 | 156.1              | 104.4            |
| 11   | 119.7                       | 87.1                       | 98.8                            | 99.1                           | 92.3              | 90.5     | 97.0                    | 127.0                                 | 157.7              | 105.1            |
| 12   | 115.5                       | 87.1                       | 98.8                            | 99.1                           | 92.3              | 90.5     | 97.0                    | 130.3                                 | 165.6              | 105.1            |
| 2008年 1月                                   | 112.1                       | 87.1                       | 98.8                            | 99.1                           | 92.5              | 90.5     | 97.6                    | 132.4                                 | 169.1              | 106.3            |
| 2  | 109.9                       | 87.1                       | 98.8                            | 99.1                           | 92.5              | 90.5     | 97.6                    | 133.1                                 | 169.4              | 107.2            |
| 3  | 110.6                       | 87.1                       | 98.8                            | 99.1                           | 93.5              | 90.5     | 101.6                   | 133.1                                 | 169.4              | 107.2            |
| 4  | 110.6                       | 87.1                       | 98.8                            | 99.1                           | 93.5              | 90.5     | 101.6                   | 127.4                                 | 155.6              | 107.2            |
| 5  | 110.6                       | 87.1                       | 98.8                            | 99.1                           | 93.8              | 90.5     | 102.5                   | 138.2                                 | 181.0              | 107.7            |
| 6  | 110.6                       | 87.1                       | 98.8                            | 103.7                          | 93.8              | 90.5     | 102.5                   | 146.8                                 | 201.7              | 107.7            |
| 7  | 111.9                       | 89.3                       | 98.8                            | 103.7                          | 97.2              | 95.0     | 103.0                   | 156.1                                 | 224.1              | 107.7            |

2. 建設総合中分類別指数【福岡(2)】

Construction general index by intermediate classification 【Fukuoka(2)】

平成12年平均=100  
2000 average=100

| 大・中分類                             |                   | 窯業・土石製品                               |                        |                                |                                |              |         |                         |                    | 鉄 鋼   |  |
|-----------------------------------|-------------------|---------------------------------------|------------------------|--------------------------------|--------------------------------|--------------|---------|-------------------------|--------------------|-------|--|
| ウエイト(1万分比)<br>Weight (Per 10,000) | 年 月<br>Year Month | 耐火物                                   | 他の建設用<br>土石製品          | ガラス・<br>ガラス製品                  | 陶磁器                            | セメント         | 生コンクリート | セメント製品                  | その他の窯業<br>・土石製品    | 鉄 鋼   |  |
|                                   |                   | Ceramics,<br>stone & clay<br>products | Fire proof<br>products | Other stone &<br>clay products | Glass &<br>related<br>Products | Ceramic ware | Cement  | Ready mixed<br>concrete | Cement<br>products |       | Other<br>ceramics,<br>stone & clay<br>products |
|                                   |                   | 2,442                                 | 47                     | 121                            | 76                             | 141          | 54      | 961                     | 881                | 162   | 600  |
|                                   | 2002年 平均          | 100.4                                 | 100.0                  | 94.1                           | 98.2                           | 90.6         | 99.9    | 105.5                   | 97.9               | 98.3  | 98.6   |
|                                   | 2003              | 99.2                                  | 100.0                  | 93.6                           | 96.6                           | 83.9         | 101.8   | 105.6                   | 95.8               | 97.6  | 108.1  |
|                                   | 2004              | 98.3                                  | 100.0                  | 95.7                           | 93.3                           | 77.7         | 101.9   | 105.7                   | 94.4               | 97.0  | 139.7  |
|                                   | 2005              | 98.3                                  | 100.0                  | 97.8                           | 92.9                           | 77.7         | 101.9   | 105.7                   | 94.0               | 97.7  | 145.4  |
|                                   | 2006              | 98.6                                  | 100.0                  | 99.3                           | 92.5                           | 77.7         | 101.9   | 105.7                   | 94.5               | 97.9  | 145.2  |
|                                   | 2007              | 99.3                                  | 100.0                  | 101.5                          | 92.6                           | 83.9         | 101.9   | 105.7                   | 94.8               | 99.2  | 163.9  |
|                                   | 2007年 7月          | 99.3                                  | 100.0                  | 102.6                          | 92.9                           | 83.7         | 101.9   | 105.7                   | 94.9               | 98.3  | 166.3  |
|                                   | 8                 | 99.6                                  | 100.0                  | 102.6                          | 92.9                           | 85.5         | 101.9   | 105.7                   | 94.9               | 100.9 | 166.8  |
|                                   | 9                 | 99.6                                  | 100.0                  | 102.6                          | 92.5                           | 85.5         | 101.9   | 105.7                   | 94.9               | 100.9 | 169.7  |
|                                   | 10                | 99.6                                  | 100.0                  | 102.6                          | 92.5                           | 85.5         | 101.9   | 105.7                   | 94.9               | 100.9 | 170.4  |
|                                   | 11                | 99.6                                  | 100.0                  | 102.6                          | 92.5                           | 85.5         | 101.9   | 105.7                   | 94.9               | 100.9 | 170.0  |
|                                   | 12                | 99.7                                  | 100.0                  | 105.4                          | 92.5                           | 86.2         | 101.9   | 105.7                   | 94.9               | 100.9 | 169.7  |
|                                   | 2008年 1月          | 99.7                                  | 100.0                  | 105.4                          | 92.5                           | 86.2         | 101.9   | 105.7                   | 94.9               | 100.9 | 169.5  |
|                                   | 2                 | 99.8                                  | 103.7                  | 105.4                          | 92.5                           | 86.2         | 101.9   | 105.7                   | 94.9               | 100.9 | 181.6  |
|                                   | 3                 | 99.8                                  | 103.7                  | 105.4                          | 92.5                           | 86.2         | 101.9   | 105.7                   | 94.9               | 100.9 | 196.4  |
|                                   | 4                 | 99.8                                  | 103.7                  | 105.4                          | 92.5                           | 86.2         | 101.9   | 105.7                   | 94.9               | 100.9 | 211.7  |
|                                   | 5                 | 100.1                                 | 103.7                  | 105.4                          | 92.5                           | 86.2         | 112.5   | 105.7                   | 94.9               | 101.3 | 224.0  |
|                                   | 6                 | 100.1                                 | 103.7                  | 105.4                          | 92.5                           | 85.9         | 112.5   | 105.7                   | 94.9               | 101.3 | 234.1  |
|                                   | 7                 | 100.5                                 | 103.7                  | 105.4                          | 92.5                           | 85.9         | 112.5   | 106.7                   | 94.9               | 101.3 | 236.7  |

| 大・中分類                             |                   | 鉄 鋼 Iron & Steel    |             |  |   | 非鉄金属  |                        |                            | 金属製品  |                                |                |
|-----------------------------------|-------------------|---------------------|-------------|--|---|-------|------------------------|----------------------------|-------|--------------------------------|----------------|
| ウエイト(1万分比)<br>Weight (Per 10,000) | 年 月<br>Year Month | 熱間圧延<br>鋼 材         | 鋼 管         | 冷間・メッキ<br>鋼 材                          | 鋳鍛造品・<br>他の鉄鋼製品   | 非鉄金属  | 電線・ケーブル・<br>光ファイバーケーブル | その他の<br>非鉄金属               | 金属製品  | 建設用<br>金属製品                    | 建築用<br>金属製品    |
|                                   |                   | Hot rolled<br>Steel | Steel pipes | Cold rolled<br>steel &<br>coated steel | Casting<br>products and<br>other iron & steel<br>products |       | Non-ferrous<br>metals  | Electric wires<br>& cables |       | Other<br>non-ferrous<br>metals | Metal products |
|                                   |                   | 333                 | 117         | 74                                     | 76  | 249   | 222                    | 27                         | 2,778 | 1,248                          | 1,006          |
|                                   | 2002年 平均          | 103.2               | 95.1        | 93.9                                   | 88.3  | 92.8  | 92.1                   | 99.0                       | 94.8  | 96.6                           | 92.0           |
|                                   | 2003              | 121.4               | 92.2        | 96.1                                   | 86.2  | 89.6  | 88.6                   | 97.4                       | 93.5  | 96.9                           | 88.9           |
|                                   | 2004              | 173.9               | 99.1        | 104.3                                  | 86.6  | 95.1  | 93.8                   | 105.2                      | 93.1  | 99.2                           | 85.6           |
|                                   | 2005              | 176.4               | 109.0       | 118.4                                  | 91.8  | 100.9 | 99.8                   | 110.1                      | 95.4  | 102.8                          | 86.5           |
|                                   | 2006              | 175.0               | 112.9       | 116.9                                  | 91.9  | 126.9 | 126.9                  | 127.2                      | 96.9  | 104.1                          | 88.8           |
|                                   | 2007              | 202.7               | 128.3       | 119.5                                  | 91.9  | 140.9 | 139.9                  | 149.6                      | 97.5  | 105.7                          | 87.8           |
|                                   | 2007年 7月          | 205.8               | 131.7       | 119.9                                  | 91.9  | 145.8 | 145.3                  | 150.3                      | 97.3  | 105.6                          | 87.6           |
|                                   | 8                 | 206.4               | 132.5       | 119.9                                  | 91.9  | 146.3 | 145.9                  | 150.3                      | 97.6  | 106.0                          | 87.6           |
|                                   | 9                 | 211.2               | 133.2       | 120.5                                  | 91.9  | 143.2 | 142.3                  | 150.3                      | 97.7  | 106.4                          | 87.6           |
|                                   | 10                | 212.7               | 132.7       | 120.5                                  | 91.9  | 145.0 | 144.0                  | 153.2                      | 98.6  | 106.9                          | 89.1           |
|                                   | 11                | 212.4               | 131.1       | 120.5                                  | 91.9  | 143.1 | 141.8                  | 153.4                      | 98.7  | 107.1                          | 89.1           |
|                                   | 12                | 212.2               | 130.5       | 120.5                                  | 91.9  | 137.9 | 135.7                  | 156.4                      | 98.8  | 107.2                          | 89.1           |
|                                   | 2008年 1月          | 212.1               | 129.6       | 120.5                                  | 91.9  | 137.9 | 135.7                  | 156.4                      | 98.8  | 107.2                          | 89.1           |
|                                   | 2                 | 231.4               | 129.4       | 121.6                                  | 102.2   | 137.8 | 135.6                  | 156.4                      | 100.4 | 110.8                          | 89.1           |
|                                   | 3                 | 256.9               | 129.2       | 126.5                                  | 102.2   | 143.9 | 142.4                  | 156.4                      | 102.2 | 114.5                          | 89.1           |
|                                   | 4                 | 282.7               | 130.9       | 132.1                                  | 102.2   | 141.6 | 139.8                  | 156.4                      | 103.7 | 117.9                          | 89.1           |
|                                   | 5                 | 302.5               | 135.4       | 135.7                                  | 102.2   | 143.9 | 142.4                  | 156.4                      | 105.2 | 120.8                          | 89.1           |
|                                   | 6                 | 319.5               | 136.4       | 139.5                                  | 102.2   | 143.1 | 141.5                  | 156.4                      | 107.2 | 124.0                          | 90.6           |
|                                   | 7                 | 321.7               | 139.9       | 145.0                                  | 102.2   | 147.5 | 145.0                  | 168.2                      | 109.2 | 127.0                          | 90.9           |



2. 建設総合中分類別指数【福岡(3)】

Construction general index by intermediate classification 【Fukuoka(3)】

平成12年平均=100  
2000 average=100

| 大・中分類<br>ウエイト(1万分比)<br>Weight (Per 10,000) | 金属製品 Metal products                                   |   | 一般機械                         |  | 電気機械                          |                                     |   | 他の製造工業製品                        |                                     |  |
|--|---|---|------------------------------|--|-------------------------------|-------------------------------------|---|---------------------------------|-------------------------------------|--|
|  | ガス・石油・<br>暖厨房装置<br>Gas & Oil<br>heating<br>appliances | その他の<br>金属製品<br>Other metal<br>products | 一般機械<br>General<br>machinery | 一般機械<br>General<br>industrial<br>machinery | 電気機械<br>Electric<br>machinery | 重電機器<br>Heavy electric<br>equipment | その他の<br>電気機械<br>Other electric<br>machinery | Other<br>industrial<br>products | プラスチック<br>製品<br>Plastic<br>products | その他の<br>製造工業製品<br>Other<br>manufacturing<br>products |
| 年 月<br>Year Month                          | 202   | 322                                     | 193                          | 193  | 293                           | 47                                  | 247   | 592                             | 402                                 | 190  |
| 2002 年 平均                                  | 99.2  | 94.0                                    | 96.7                         | 96.7                                       | 98.6                          | 98.1                                | 98.7  | 96.3                            | 96.3                                | 96.3   |
| 2003                                       | 98.4  | 91.8                                    | 91.0                         | 91.0                                       | 95.4                          | 97.4                                | 95.0  | 93.4                            | 94.2                                | 91.7   |
| 2004                                       | 93.4  | 92.9                                    | 90.4                         | 90.4                                       | 89.9                          | 97.1                                | 88.5  | 90.9                            | 93.7                                | 85.2   |
| 2005                                       | 90.5  | 97.2                                    | 91.3                         | 91.3                                       | 89.1                          | 97.8                                | 87.4  | 90.8                            | 94.9                                | 82.1   |
| 2006                                       | 89.0  | 99.6                                    | 92.8                         | 92.8                                       | 90.1                          | 99.0                                | 88.4  | 91.5                            | 97.2                                | 79.4   |
| 2007                                       | 88.0  | 101.8                                   | 96.9                         | 96.9                                       | 91.6                          | 98.4                                | 90.3  | 92.7                            | 98.9                                | 79.7   |
| 2007 年 7 月                                 |   |   |                              |  |                               |                                     |   |                                 |                                     |  |
| 8  | 87.8  | 101.8                                   | 96.5                         | 96.5                                       | 91.7                          | 98.3                                | 90.5  | 93.0                            | 98.8                                | 80.7   |
| 9  | 87.8  | 102.2                                   | 96.7                         | 96.7                                       | 91.7                          | 98.3                                | 90.5  | 93.0                            | 98.8                                | 80.7   |
| 10   | 87.8  | 102.2                                   | 98.6                         | 98.6                                       | 91.7                          | 98.3                                | 90.5  | 93.0                            | 98.8                                | 80.7   |
| 11   | 88.5  | 102.5                                   | 98.3                         | 98.3                                       | 91.7                          | 98.3                                | 90.5  | 93.2                            | 99.2                                | 80.7   |
| 12   | 88.8  | 102.5                                   | 98.3                         | 98.3                                       | 91.7                          | 98.3                                | 90.5  | 93.2                            | 99.2                                | 80.7   |
| 2008 年 1 月                                 |   |   |                              |  |                               |                                     |   |                                 |                                     |  |
| 2  | 88.8  | 102.7                                   | 98.3                         | 98.3                                       | 91.7                          | 98.3                                | 90.5  | 93.2                            | 99.2                                | 80.7   |
| 3  | 88.8  | 102.9                                   | 99.1                         | 99.1                                       | 91.8                          | 98.6                                | 90.5  | 93.2                            | 99.2                                | 80.7   |
| 4  | 88.8  | 103.0                                   | 99.1                         | 99.1                                       | 91.9                          | 98.6                                | 90.6  | 93.2                            | 99.2                                | 80.7   |
| 5  | 88.8  | 103.7                                   | 99.1                         | 99.1                                       | 91.9                          | 98.6                                | 90.6  | 93.2                            | 99.2                                | 80.7   |
| 6  | 88.8  | 103.9                                   | 99.1                         | 99.1                                       | 91.9                          | 98.6                                | 90.6  | 93.2                            | 99.2                                | 80.7   |
| 7  | 88.8  | 103.9                                   | 99.1                         | 99.1                                       | 91.9                          | 98.6                                | 90.6  | 93.2                            | 99.2                                | 80.7   |
|  | 88.8  | 105.3                                   | 99.1                         | 99.1                                       | 91.9                          | 98.6                                | 90.6  | 93.2                            | 99.2                                | 80.7   |
|  | 88.8  | 105.8                                   | 99.1                         | 99.1                                       | 91.5                          | 98.6                                | 90.2  | 93.5                            | 99.6                                | 80.7   |
|  | 88.8  | 110.0                                   | 99.1                         | 99.1                                       | 91.6                          | 98.6                                | 90.3  | 93.8                            | 100.1                               | 80.7   |

2. 建設総合中分類別指数【那覇(1)】

Construction general index by intermediate classification 【Naha(1)】

平成12年平均=100  
2000 average=100

| 大・中分類<br>ウエイト(1万分比)<br>Weight (Per 10,000) | 建設総合    | 農産物                   |                       | 鉱産物              |                        | 繊維製品             |                        |                           | 紙・木製品                 |        |
|--|---------|-----------------------|-----------------------|------------------|------------------------|------------------|------------------------|---------------------------|-----------------------|--------|
|  |         | 農産物                   | 農産物                   | 砂利・碎石            | 砂利・碎石                  | 畳・わら加工品          | 繊維工業製品                 | 製材                        |                       |        |
| 年月<br>Year Month                           | General | Agricultural Products | Agricultural Products | Mineral products | Gravel & crushed stone | Textile products | Tatami & process straw | Textile industry products | Paper & wood products | Lumber |
|  | 10,000  | 94                    | 94                    | 408              | 408                    | 79               | 16                     | 63                        | 1,750                 | 602    |
| 2002年 平均                                   | 94.4    | 99.3                  | 99.3                  | 99.7             | 99.7                   | 93.1             | 98.7                   | 91.7                      | 91.6                  | 88.8   |
| 2003                                       | 92.6    | 97.8                  | 97.8                  | 96.8             | 96.8                   | 89.0             | 98.5                   | 86.7                      | 89.8                  | 86.6   |
| 2004                                       | 92.8    | 96.7                  | 96.7                  | 95.3             | 95.3                   | 85.0             | 99.2                   | 81.5                      | 88.9                  | 85.8   |
| 2005                                       | 94.3    | 94.6                  | 94.6                  | 93.9             | 93.9                   | 85.1             | 101.5                  | 81.1                      | 88.8                  | 85.7   |
| 2006                                       | 96.6    | 94.1                  | 94.1                  | 94.3             | 94.3                   | 85.0             | 101.5                  | 80.9                      | 91.5                  | 84.9   |
| 2007                                       | 99.5    | 94.1                  | 94.1                  | 94.6             | 94.6                   | 84.9             | 101.5                  | 80.8                      | 95.3                  | 84.8   |
| 2007年 7月                                   | 99.8    | 94.1                  | 94.1                  | 94.6             | 94.6                   | 84.6             | 101.5                  | 80.5                      | 95.5                  | 84.9   |
| 8  | 99.9    | 94.1                  | 94.1                  | 94.6             | 94.6                   | 84.6             | 101.5                  | 80.5                      | 94.6                  | 84.9   |
| 9  | 100.2   | 94.1                  | 94.1                  | 94.6             | 94.6                   | 85.2             | 101.5                  | 81.1                      | 94.5                  | 84.7   |
| 10   | 100.5   | 94.1                  | 94.1                  | 94.6             | 94.6                   | 85.5             | 101.5                  | 81.6                      | 94.2                  | 84.7   |
| 11   | 100.4   | 94.1                  | 94.1                  | 94.6             | 94.6                   | 85.5             | 101.5                  | 81.6                      | 93.8                  | 84.7   |
| 12   | 100.4   | 94.1                  | 94.1                  | 94.6             | 94.6                   | 85.5             | 101.5                  | 81.6                      | 93.4                  | 84.7   |
| 2008年 1月                                   | 100.4   | 94.1                  | 94.1                  | 94.6             | 94.6                   | 85.5             | 101.5                  | 81.6                      | 93.0                  | 84.7   |
| 2  | 101.4   | 94.1                  | 94.1                  | 94.6             | 94.6                   | 85.5             | 101.5                  | 81.6                      | 93.0                  | 84.7   |
| 3  | 102.9   | 94.1                  | 94.1                  | 96.3             | 96.3                   | 85.5             | 101.5                  | 81.6                      | 93.0                  | 84.7   |
| 4  | 103.9   | 94.1                  | 94.1                  | 96.3             | 96.3                   | 85.5             | 101.5                  | 81.6                      | 93.0                  | 84.7   |
| 5  | 105.7   | 94.1                  | 94.1                  | 96.7             | 96.7                   | 87.0             | 101.5                  | 83.4                      | 93.0                  | 84.7   |
| 6  | 106.9   | 95.1                  | 95.1                  | 96.7             | 96.7                   | 87.7             | 101.5                  | 84.3                      | 93.3                  | 84.7   |
| 7  | 108.1   | 95.1                  | 95.1                  | 96.7             | 96.7                   | 87.7             | 101.5                  | 84.3                      | 93.4                  | 83.2   |

| 大・中分類<br>ウエイト(1万分比)<br>Weight (Per 10,000) | 紙・木製品 Paper & wood products |                            |                                 |                                | 化学製品              |          |                         | 石油製品・舗装材料                             |                    |                  |
|--|-----------------------------|----------------------------|---------------------------------|--------------------------------|-------------------|----------|-------------------------|---------------------------------------|--------------------|------------------|
|  | 合板                          | 建設用木製品等                    | 家具・建具・装備品                       | 紙・紙加工品                         | 塗料                | その他の化学製品 | 石油製品                    | 石油製品                                  | 舗装材料               |                  |
| 年月<br>Year Month                           | Plywood                     | Construction wood products | Furniture & fixture & equipment | Paper & process paper products | Chemical products | Paints   | Other chemical products | Petroleum products & Paving materials | Petroleum products | Paving materials |
|  | 244                         | 440                        | 355                             | 108                            | 144               | 105      | 39                      | 378                                   | 157                | 221              |
| 2002年 平均                                   | 88.7                        | 91.1                       | 97.9                            | 95.5                           | 96.9              | 97.5     | 95.3                    | 97.7                                  | 100.3              | 95.8             |
| 2003                                       | 90.2                        | 88.2                       | 95.6                            | 94.0                           | 95.8              | 96.1     | 94.8                    | 98.9                                  | 103.7              | 95.5             |
| 2004                                       | 94.4                        | 84.9                       | 96.0                            | 86.1                           | 93.9              | 93.8     | 94.1                    | 102.2                                 | 111.0              | 95.9             |
| 2005                                       | 95.2                        | 84.9                       | 95.9                            | 83.5                           | 93.8              | 93.8     | 94.0                    | 114.5                                 | 128.6              | 104.4            |
| 2006                                       | 115.3                       | 84.9                       | 94.4                            | 92.2                           | 94.0              | 93.8     | 94.5                    | 128.9                                 | 149.9              | 114.0            |
| 2007                                       | 138.9                       | 85.6                       | 95.5                            | 94.0                           | 94.0              | 93.8     | 94.6                    | 132.3                                 | 153.9              | 117.0            |
| 2007年 7月                                   | 141.4                       | 84.9                       | 95.6                            | 94.0                           | 94.0              | 93.8     | 94.5                    | 132.5                                 | 154.9              | 116.6            |
| 8  | 135.2                       | 84.9                       | 95.6                            | 94.0                           | 94.0              | 93.8     | 94.5                    | 133.5                                 | 156.4              | 117.2            |
| 9  | 130.5                       | 87.1                       | 95.6                            | 94.0                           | 94.0              | 93.8     | 94.5                    | 133.5                                 | 156.5              | 117.2            |
| 10   | 128.6                       | 87.1                       | 95.6                            | 94.0                           | 94.0              | 93.8     | 94.6                    | 133.5                                 | 156.5              | 117.2            |
| 11   | 125.6                       | 87.1                       | 95.6                            | 94.0                           | 94.0              | 93.8     | 94.6                    | 135.9                                 | 161.5              | 117.8            |
| 12   | 123.0                       | 87.1                       | 95.6                            | 94.0                           | 94.1              | 93.8     | 94.9                    | 139.5                                 | 170.1              | 117.8            |
| 2008年 1月                                   | 120.1                       | 87.1                       | 95.6                            | 94.0                           | 94.1              | 93.8     | 94.9                    | 141.6                                 | 171.9              | 120.0            |
| 2  | 120.1                       | 87.1                       | 95.6                            | 94.0                           | 94.1              | 93.8     | 94.9                    | 142.7                                 | 170.4              | 123.0            |
| 3  | 120.1                       | 87.1                       | 95.6                            | 94.0                           | 94.8              | 93.8     | 97.5                    | 145.1                                 | 176.1              | 123.0            |
| 4  | 120.1                       | 87.1                       | 95.6                            | 94.0                           | 94.8              | 93.8     | 97.5                    | 140.4                                 | 164.7              | 123.0            |
| 5  | 120.1                       | 87.1                       | 95.6                            | 94.0                           | 95.0              | 93.8     | 98.4                    | 153.0                                 | 194.6              | 123.3            |
| 6  | 120.1                       | 87.1                       | 95.6                            | 98.4                           | 95.0              | 93.8     | 98.4                    | 159.8                                 | 210.9              | 123.3            |
| 7  | 120.5                       | 89.3                       | 95.6                            | 98.4                           | 98.3              | 98.1     | 98.9                    | 166.0                                 | 225.8              | 123.3            |

注) 数値の一部に誤り(r印)がありました。お詫びして訂正いたします。

2. 建設総合中分類別指数【那覇(2)】

Construction general index by intermediate classification 【Naha(2)】

平成12年平均=100  
2000 average=100

| 大・中分類                             |                   | 窯業・土石製品                               |                        |                                |                                |              |         |                         |                    | 鉄 鋼   |  |
|-----------------------------------|-------------------|---------------------------------------|------------------------|--------------------------------|--------------------------------|--------------|---------|-------------------------|--------------------|-------|--|
| ウエイト(1万分比)<br>Weight (Per 10,000) | 年 月<br>Year Month | 耐火物                                   | 他の建設用<br>土石製品          | ガラス・<br>ガラス製品                  | 陶磁器                            | セメント         | 生コンクリート | セメント製品                  | その他の窯業<br>・土石製品    | 鉄 鋼   |  |
|                                   |                   | Ceramics,<br>stone & clay<br>products | Fire proof<br>products | Other stone &<br>clay products | Glass &<br>related<br>Products | Ceramic ware | Cement  | Ready mixed<br>concrete | Cement<br>products |       | Other<br>ceramics,<br>stone & clay<br>products |
|                                   |                   | 2,442                                 | 47                     | 121                            | 76                             | 141          | 54      | 961                     | 881                | 162   | 600  |
|                                   | 2002年 平均          | 93.0                                  | 100.0                  | 89.4                           | 99.0                           | 90.6         | 94.0    | 86.7                    | 98.7               | 99.2  | 96.0   |
|                                   | 2003              | 90.1                                  | 100.0                  | 88.9                           | 97.8                           | 83.5         | 93.6    | 81.6                    | 97.6               | 98.5  | 100.0  |
|                                   | 2004              | 86.9                                  | 100.0                  | 92.7                           | 97.3                           | 75.2         | 92.0    | 75.9                    | 96.0               | 97.8  | 127.9  |
|                                   | 2005              | 87.0                                  | 100.0                  | 99.1                           | 97.2                           | 75.2         | 91.5    | 75.6                    | 95.7               | 98.2  | 135.9  |
|                                   | 2006              | 87.4                                  | 100.0                  | 100.6                          | 97.1                           | 75.2         | 90.3    | 76.8                    | 95.5               | 98.4  | 134.5  |
|                                   | 2007              | 89.7                                  | 100.0                  | 102.3                          | 97.3                           | 80.5         | 88.3    | 81.3                    | 95.6               | 100.0 | 149.0  |
|                                   | 2007年 7月          | 89.7                                  | 100.0                  | 103.1                          | 97.5                           | 80.3         | 88.3    | 81.3                    | 95.7               | 99.0  | 150.5  |
|                                   | 8                 | 90.0                                  | 100.0                  | 103.1                          | 97.5                           | 82.0         | 88.3    | 81.3                    | 95.7               | 102.0 | 151.8  |
|                                   | 9                 | 90.8                                  | 100.0                  | 103.1                          | 97.3                           | 82.0         | 88.3    | 83.5                    | 95.7               | 102.0 | 154.2  |
|                                   | 10                | 90.8                                  | 100.0                  | 103.1                          | 97.3                           | 82.0         | 88.3    | 83.5                    | 95.7               | 102.0 | 154.5  |
|                                   | 11                | 90.8                                  | 100.0                  | 103.1                          | 97.3                           | 82.0         | 88.3    | 83.5                    | 95.7               | 102.0 | 154.2  |
|                                   | 12                | 91.0                                  | 100.0                  | 106.0                          | 97.3                           | 82.7         | 88.3    | 83.5                    | 95.7               | 102.0 | 153.9  |
|                                   | 2008年 1月          | 91.0                                  | 100.0                  | 106.0                          | 97.3                           | 82.7         | 88.3    | 83.5                    | 95.7               | 102.0 | 153.7  |
|                                   | 2                 | 91.1                                  | 103.8                  | 106.0                          | 97.3                           | 82.7         | 88.3    | 83.5                    | 95.7               | 102.0 | 160.7  |
|                                   | 3                 | 91.5                                  | 103.8                  | 106.0                          | 97.3                           | 82.7         | 88.3    | 83.5                    | 96.8               | 102.0 | 171.2  |
|                                   | 4                 | 91.5                                  | 103.8                  | 106.0                          | 97.3                           | 82.7         | 88.3    | 83.5                    | 96.8               | 102.0 | 185.1  |
|                                   | 5                 | 91.5                                  | 103.8                  | 106.0                          | 97.3                           | 82.7         | 88.3    | 83.5                    | 96.8               | 102.0 | 197.6  |
|                                   | 6                 | 91.5                                  | 103.8                  | 106.0                          | 97.3                           | 82.5         | 88.3    | 83.5                    | 96.8               | 102.0 | 203.9  |
|                                   | 7                 | 91.5                                  | 103.8                  | 106.0                          | 97.3                           | 82.5         | 89.7    | 83.5                    | 96.8               | 102.0 | 207.1  |

| 大・中分類                             |                   | 鉄 鋼 Iron & Steel    |             |  |   | 非鉄金属  |                        |                            | 金属製品  |                                |                |
|-----------------------------------|-------------------|---------------------|-------------|--|---|-------|------------------------|----------------------------|-------|--------------------------------|----------------|
| ウエイト(1万分比)<br>Weight (Per 10,000) | 年 月<br>Year Month | 熱間圧延<br>鋼 材         | 鋼 管         | 冷間・メッキ<br>鋼 材                          | 鋳造品・<br>他の鉄鋼製品  | 非鉄金属  | 電線・ケーブル・<br>光ファイバーケーブル | その他の<br>非鉄金属               | 金属製品  | 建設用<br>金属製品                    | 建築用<br>金属製品    |
|                                   |                   | Hot rolled<br>Steel | Steel pipes | Cold rolled<br>steel &<br>coated steel | Casting<br>products and<br>other iron & steel<br>products |       | Non-ferrous<br>metals  | Electric wires<br>& cables |       | Other<br>non-ferrous<br>metals | Metal products |
|                                   |                   | 333                 | 117         | 74                                     | 76  | 249   | 222                    | 27                         | 2,778 | 1,248                          | 1,006          |
|                                   | 2002年 平均          | 98.8                | 94.7        | 92.8                                   | 88.6  | 92.6  | 91.9                   | 98.9                       | 94.7  | 96.6                           | 92.0           |
|                                   | 2003              | 105.7               | 92.2        | 98.6                                   | 88.5  | 89.3  | 88.4                   | 97.0                       | 93.1  | 96.5                           | 88.8           |
|                                   | 2004              | 151.5               | 97.0        | 106.0                                  | 92.9  | 94.9  | 93.7                   | 104.8                      | 91.9  | 97.7                           | 84.7           |
|                                   | 2005              | 158.3               | 105.6       | 121.4                                  | 98.3  | 100.7 | 99.7                   | 109.7                      | 93.7  | 100.8                          | 85.3           |
|                                   | 2006              | 155.1               | 109.7       | 117.8                                  | 98.4  | 127.7 | 127.6                  | 128.2                      | 95.4  | 102.3                          | 87.4           |
|                                   | 2007              | 174.5               | 127.2       | 120.4                                  | 98.4  | 142.4 | 141.4                  | 150.7                      | 95.9  | 103.9                          | 86.3           |
|                                   | 2007年 7月          | 176.0               | 130.8       | 120.7                                  | 98.4  | 147.4 | 147.0                  | 151.5                      | 95.7  | 103.7                          | 86.1           |
|                                   | 8                 | 177.8               | 132.0       | 120.7                                  | 98.4  | 148.0 | 147.6                  | 151.5                      | 96.0  | 104.3                          | 86.1           |
|                                   | 9                 | 181.7               | 132.8       | 121.2                                  | 98.4  | 144.8 | 144.0                  | 151.5                      | 96.3  | 104.9                          | 86.1           |
|                                   | 10                | 182.6               | 131.9       | 121.2                                  | 98.4  | 146.5 | 145.6                  | 154.5                      | 97.0  | 105.2                          | 87.4           |
|                                   | 11                | 182.7               | 130.1       | 121.2                                  | 98.4  | 144.6 | 143.3                  | 154.8                      | 97.0  | 105.3                          | 87.4           |
|                                   | 12                | 182.5               | 129.4       | 121.2                                  | 98.4  | 139.2 | 137.0                  | 157.9                      | 97.1  | 105.4                          | 87.4           |
|                                   | 2008年 1月          | 182.4               | 128.4       | 121.2                                  | 98.4  | 139.2 | 137.0                  | 157.9                      | 97.2  | 105.4                          | 87.4           |
|                                   | 2                 | 192.3               | 128.2       | 123.1                                  | 108.8   | 139.2 | 137.0                  | 157.9                      | 98.7  | 108.9                          | 87.4           |
|                                   | 3                 | 210.6               | 127.6       | 127.2                                  | 108.8   | 145.3 | 143.8                  | 157.9                      | 100.5 | 112.7                          | 87.4           |
|                                   | 4                 | 232.6               | 129.7       | 137.2                                  | 108.8   | 143.1 | 141.3                  | 157.9                      | 102.1 | 116.2                          | 87.4           |
|                                   | 5                 | 252.9               | 133.8       | 140.8                                  | 108.8   | 145.3 | 143.8                  | 157.9                      | 103.6 | 119.3                          | 87.4           |
|                                   | 6                 | 262.5               | 134.8       | 147.0                                  | 108.8   | 144.5 | 142.9                  | 157.9                      | 105.7 | 122.5                          | 88.9           |
|                                   | 7                 | 265.8               | 138.7       | 152.0                                  | 108.8   | 148.9 | 146.4                  | 169.8                      | 107.7 | 125.8                          | 89.3           |

2. 建設総合中分類別指数【那覇(3)】

Construction general index by intermediate classification 【Naha(3)】

平成12年平均=100  
2000 average=100

| 大・中分類<br>ウエイト(1万分比)<br>Weight (Per 10,000) | 金属製品 Metal products                                   |   | 一般機械                         |  | 電気機械                          |                                     |   | 他の製造工業製品                        |                                     |  |
|--|---|---|------------------------------|--|-------------------------------|-------------------------------------|---|---------------------------------|-------------------------------------|--|
|  | ガス・石油・<br>暖厨房装置<br>Gas & Oil<br>heating<br>appliances | その他の<br>金属製品<br>Other metal<br>products | 一般機械<br>General<br>machinery | 一般機械<br>General<br>industrial<br>machinery | 電気機械<br>Electric<br>machinery | 重電機器<br>Heavy electric<br>equipment | その他の<br>電気機械<br>Other electric<br>machinery | Other<br>industrial<br>products | プラスチック<br>製品<br>Plastic<br>products | その他の<br>製造工業製品<br>Other<br>manufacturing<br>products |
| 年 月<br>Year Month                          | 202   | 322                                     | 193                          | 193  | 293                           | 47                                  | 247   | 592                             | 402                                 | 190  |
| 2002 年 平均                                  | 99.4  | 93.3                                    | 96.7                         | 96.7                                       | 98.5                          | 98.1                                | 98.6  | 96.3                            | 96.3                                | 96.3   |
| 2003                                       | 98.6  | 90.5                                    | 91.0                         | 91.0                                       | 95.3                          | 97.4                                | 94.8  | 93.5                            | 94.0                                | 92.5   |
| 2004                                       | 93.0  | 91.1                                    | 90.4                         | 90.4                                       | 89.7                          | 97.2                                | 88.3  | 91.1                            | 93.2                                | 86.7   |
| 2005                                       | 90.0  | 95.0                                    | 91.3                         | 91.3                                       | 88.9                          | 97.8                                | 87.2  | 91.0                            | 94.4                                | 83.9   |
| 2006                                       | 88.6  | 97.5                                    | 92.8                         | 92.8                                       | 89.9                          | 99.0                                | 88.1  | 91.7                            | 96.7                                | 81.2   |
| 2007                                       | 87.6  | 99.9                                    | 97.0                         | 97.0                                       | 91.4                          | 98.4                                | 90.1  | 93.0                            | 98.3                                | 81.6   |
| 2007 年 7 月                                 | 87.4  | 99.9                                    | 96.6                         | 96.6                                       | 91.5                          | 98.3                                | 90.2  | 93.2                            | 98.3                                | 82.5   |
| 8  | 87.4  | 100.3                                   | 96.8                         | 96.8                                       | 91.5                          | 98.3                                | 90.2  | 93.2                            | 98.3                                | 82.5   |
| 9  | 87.4  | 100.4                                   | 98.7                         | 98.7                                       | 91.5                          | 98.3                                | 90.2  | 93.2                            | 98.3                                | 82.5   |
| 10   | 88.2  | 100.6                                   | 98.4                         | 98.4                                       | 91.5                          | 98.3                                | 90.2  | 93.5                            | 98.6                                | 82.5   |
| 11   | 88.4  | 100.6                                   | 98.4                         | 98.4                                       | 91.5                          | 98.3                                | 90.2  | 93.5                            | 98.6                                | 82.5   |
| 12   | 88.4  | 100.9                                   | 98.4                         | 98.4                                       | 91.5                          | 98.3                                | 90.2  | 93.5                            | 98.6                                | 82.5   |
| 2008 年 1 月                                 | 88.4  | 101.1                                   | 99.2                         | 99.2                                       | 91.6                          | 98.6                                | 90.2  | 93.5                            | 98.6                                | 82.5   |
| 2  | 88.4  | 101.2                                   | 99.2                         | 99.2                                       | 91.7                          | 98.6                                | 90.4  | 93.5                            | 98.6                                | 82.5   |
| 3  | 88.4  | 101.7                                   | 99.2                         | 99.2                                       | 91.7                          | 98.6                                | 90.4  | 93.5                            | 98.6                                | 82.5   |
| 4  | 88.4  | 101.9                                   | 99.2                         | 99.2                                       | 91.7                          | 98.6                                | 90.4  | 93.5                            | 98.6                                | 82.5   |
| 5  | 88.4  | 103.1                                   | 99.2                         | 99.2                                       | 91.7                          | 98.6                                | 90.4  | 93.5                            | 98.6                                | 82.5   |
| 6  | 88.4  | 103.6                                   | 99.2                         | 99.2                                       | 91.3                          | 98.6                                | 89.9  | 93.8                            | 99.1                                | 82.5   |
| 7  | 88.4  | 107.1                                   | 99.2                         | 99.2                                       | 91.4                          | 98.6                                | 90.1  | 94.0                            | 99.5                                | 82.5   |

2. 建設総合中分類別指数【広島(1)】

Construction general index by intermediate classification 【Hiroshima(1)】

平成12年平均=100  
2000 average=100

| 大・中分類<br>ウエイト(1万分比)<br>Weight (Per 10,000) | 建設総合<br>General | 農産物<br>Agricultural Products |                              | 鉱産物<br>Mineral products         |                                 | 繊維製品<br>Textile products          |                                     |                                | 紙・木製品<br>Paper & wood products |      |
|--|-----------------|------------------------------|------------------------------|---------------------------------|---------------------------------|-----------------------------------|-------------------------------------|--------------------------------|--------------------------------|------|
|  |                 | 農産物<br>Agricultural Products | 農産物<br>Agricultural Products | 砂利・碎石<br>Gravel & crushed stone | 砂利・碎石<br>Gravel & crushed stone | 畳・わら加工品<br>Tatami & process straw | 繊維工業製品<br>Textile industry products | 紙・木製品<br>Paper & wood products | 製材<br>Lumber                   |      |
| 年月<br>Year Month                           | 10,000          | 94                           | 94                           | 408                             | 408                             | 79                                | 16                                  | 63                             | 1,750                          | 602  |
| 2002年 平均                                   | 94.7            | 99.3                         | 99.3                         | 97.8                            | 97.8                            | 92.2                              | 94.5                                | 91.7                           | 95.2                           | 99.2 |
| 2003                                       | 92.6            | 96.9                         | 96.9                         | 93.5                            | 93.5                            | 88.2                              | 94.3                                | 86.7                           | 93.1                           | 97.3 |
| 2004                                       | 93.2            | 94.7                         | 94.7                         | 92.1                            | 92.1                            | 84.6                              | 94.3                                | 82.3                           | 92.1                           | 95.4 |
| 2005                                       | 94.4            | 94.3                         | 94.3                         | 92.1                            | 92.1                            | 83.8                              | 90.7                                | 82.1                           | 91.7                           | 95.0 |
| 2006                                       | 100.0           | 93.9                         | 93.9                         | 92.1                            | 92.1                            | 83.5                              | 90.0                                | 82.0                           | 95.1                           | 95.0 |
| 2007                                       | 103.2           | 93.7                         | 93.7                         | 92.1                            | 92.1                            | 83.4                              | 90.0                                | 81.8                           | 97.3                           | 95.0 |
| 2007年 7月                                   | 103.5           | 93.7                         | 93.7                         | 92.1                            | 92.1                            | 83.2                              | 90.0                                | 81.5                           | 97.6                           | 95.0 |
| 8  | 103.6           | 93.7                         | 93.7                         | 92.1                            | 92.1                            | 83.2                              | 90.0                                | 81.5                           | 96.9                           | 95.0 |
| 9  | 103.7           | 93.7                         | 93.7                         | 92.1                            | 92.1                            | 83.7                              | 90.0                                | 82.2                           | 96.5                           | 95.0 |
| 10   | 104.0           | 93.7                         | 93.7                         | 92.1                            | 92.1                            | 84.1                              | 90.0                                | 82.6                           | 95.8                           | 95.0 |
| 11   | 104.0           | 93.7                         | 93.7                         | 92.1                            | 92.1                            | 84.1                              | 90.0                                | 82.6                           | 95.4                           | 95.0 |
| 12   | 103.9           | 93.7                         | 93.7                         | 92.1                            | 92.1                            | 84.1                              | 90.0                                | 82.6                           | 94.8                           | 95.0 |
| 2008年 1月                                   | 103.9           | 93.7                         | 93.7                         | 92.1                            | 92.1                            | 84.1                              | 90.0                                | 82.6                           | 94.5                           | 95.0 |
| 2  | 105.2           | 94.8                         | 94.8                         | 92.1                            | 92.1                            | 84.1                              | 90.0                                | 82.6                           | 94.5                           | 95.0 |
| 3  | 106.8           | 94.8                         | 94.8                         | 92.1                            | 92.1                            | 84.1                              | 90.0                                | 82.6                           | 94.5                           | 95.0 |
| 4  | 107.9           | 94.8                         | 94.8                         | 92.1                            | 92.1                            | 84.1                              | 90.0                                | 82.6                           | 94.5                           | 95.0 |
| 5  | 109.8           | 94.8                         | 94.8                         | 92.1                            | 92.1                            | 85.6                              | 90.0                                | 84.5                           | 94.5                           | 95.0 |
| 6  | 111.4           | 95.9                         | 95.9                         | 92.1                            | 92.1                            | 86.2                              | 90.0                                | 85.3                           | 94.7                           | 95.0 |
| 7  | 112.8           | 95.9                         | 95.9                         | 92.1                            | 92.1                            | 86.2                              | 90.0                                | 85.3                           | 95.3                           | 93.4 |

| 大・中分類<br>ウエイト(1万分比)<br>Weight (Per 10,000) | 紙・木製品<br>Paper & wood products |                                       |  |  | 化学製品<br>Chemical products |   |                            | 石油製品・舗装材料<br>Petroleum products & Paving materials |       |       |
|--|--------------------------------|---------------------------------------|--|--|---------------------------|---|----------------------------|--|-------|-------|
|  | 合板<br>Plywood                  | 建設用木製品等<br>Construction wood products | 家具・建具・<br>装備品<br>Furniture & fixture & equipment | 紙・紙<br>加工品<br>Paper & process paper products | 塗料<br>Paints              | その他の<br>化学製品<br>Other chemical products | 石油製品<br>Petroleum products | 舗装材料<br>Paving materials                           |       |       |
| 年月<br>Year Month                           | 244                            | 440                                   | 355  | 108  | 144                       | 105                                     | 39                         | 378  | 157   | 221   |
| 2002年 平均                                   | 88.6                           | 91.1                                  | 97.8   | 95.6   | 97.5                      | 97.1                                    | 98.6                       | 100.9  | 101.5 | 100.5 |
| 2003                                       | 86.7                           | 88.2                                  | 96.2   | 93.8   | 95.9                      | 95.1                                    | 98.1                       | 100.9  | 105.6 | 97.6  |
| 2004                                       | 90.5                           | 84.9                                  | 97.6   | 89.1   | 92.6                      | 90.6                                    | 98.1                       | 102.5  | 112.6 | 95.2  |
| 2005                                       | 90.0                           | 84.9                                  | 97.5   | 86.5   | 92.6                      | 90.5                                    | 98.2                       | 111.7  | 130.7 | 98.2  |
| 2006                                       | 112.1                          | 84.9                                  | 96.0   | 95.8   | 92.8                      | 90.5                                    | 99.0                       | 127.2  | 151.8 | 109.6 |
| 2007                                       | 123.4                          | 85.6                                  | 97.9   | 97.7   | 92.8                      | 90.5                                    | 99.0                       | 131.3  | 155.8 | 113.8 |
| 2007年 7月                                   | 126.6                          | 84.9                                  | 98.1   | 97.7   | 92.8                      | 90.5                                    | 99.0                       | 131.2  | 156.4 | 113.2 |
| 8  | 121.3                          | 84.9                                  | 98.1   | 97.7   | 92.8                      | 90.5                                    | 99.0                       | 132.4  | 158.3 | 114.1 |
| 9  | 114.3                          | 87.1                                  | 98.1   | 97.7   | 92.8                      | 90.5                                    | 99.0                       | 132.5  | 158.4 | 114.1 |
| 10   | 109.8                          | 87.1                                  | 98.1   | 97.7   | 92.8                      | 90.5                                    | 99.1                       | 132.5  | 158.4 | 114.1 |
| 11   | 106.6                          | 87.1                                  | 98.1   | 97.7   | 92.8                      | 90.5                                    | 99.1                       | 135.1  | 163.6 | 114.9 |
| 12   | 102.6                          | 87.1                                  | 98.1   | 97.7   | 92.8                      | 90.5                                    | 99.1                       | 139.1  | 173.1 | 114.9 |
| 2008年 1月                                   | 100.1                          | 87.1                                  | 98.1   | 97.7   | 93.0                      | 90.5                                    | 99.7                       | 140.6  | 176.7 | 114.9 |
| 2  | 100.1                          | 87.1                                  | 98.1   | 97.7   | 93.0                      | 90.5                                    | 99.7                       | 144.6  | 179.3 | 119.9 |
| 3  | 100.1                          | 87.1                                  | 98.1   | 97.7   | 93.6                      | 90.5                                    | 101.7                      | 145.5  | 181.3 | 119.9 |
| 4  | 100.1                          | 87.1                                  | 98.1   | 97.7   | 93.6                      | 90.5                                    | 101.7                      | 139.3  | 166.5 | 119.9 |
| 5  | 100.1                          | 87.1                                  | 98.1   | 97.7   | 93.8                      | 90.5                                    | 102.6                      | 148.8  | 188.7 | 120.4 |
| 6  | 100.1                          | 87.1                                  | 98.1   | 101.2  | 93.8                      | 90.5                                    | 102.6                      | 158.4  | 211.8 | 120.4 |
| 7  | 104.2                          | 89.3                                  | 98.1   | 101.2  | 97.2                      | 95.0                                    | 103.1                      | 166.1  | 230.2 | 120.4 |

2. 建設総合中分類別指数【広島(2)】

Construction general index by intermediate classification 【Hiroshima(2)】

平成12年平均=100  
2000 average=100

| 大・中分類                             |                   | 窯業・土石製品                               |                        |                                |                                |              |         |                         |                    | 鉄 鋼   |  |
|-----------------------------------|-------------------|---------------------------------------|------------------------|--------------------------------|--------------------------------|--------------|---------|-------------------------|--------------------|-------|--|
| ウエイト(1万分比)<br>Weight (Per 10,000) | 年 月<br>Year Month | 耐火物                                   | 他の建設用<br>土石製品          | ガラス・<br>ガラス製品                  | 陶磁器                            | セメント         | 生コンクリート | セメント製品                  | その他の窯業<br>・土石製品    | 鉄 鋼   |  |
|                                   |                   | Ceramics,<br>stone & clay<br>products | Fire proof<br>products | Other stone &<br>clay products | Glass &<br>related<br>Products | Ceramic ware | Cement  | Ready mixed<br>concrete | Cement<br>products |       | Other<br>ceramics,<br>stone & clay<br>products |
|                                   |                   | 2,442                                 | 47                     | 121                            | 76                             | 141          | 54      | 961                     | 881                | 162   | 600  |
|                                   | 2002年 平均          | 90.5                                  | 100.0                  | 91.9                           | 98.2                           | 90.6         | 96.6    | 81.8                    | 96.7               | 98.2  | 99.2   |
|                                   | 2003              | 85.2                                  | 100.0                  | 91.4                           | 97.0                           | 83.9         | 96.0    | 73.1                    | 93.1               | 97.8  | 110.1  |
|                                   | 2004              | 82.9                                  | 100.0                  | 93.3                           | 94.5                           | 77.7         | 96.0    | 68.8                    | 92.4               | 97.5  | 139.6  |
|                                   | 2005              | 82.5                                  | 100.0                  | 95.3                           | 93.8                           | 77.7         | 96.0    | 67.4                    | 92.5               | 97.9  | 146.8  |
|                                   | 2006              | 95.1                                  | 100.0                  | 96.8                           | 92.8                           | 77.7         | 96.9    | 98.4                    | 93.3               | 98.2  | 148.0  |
|                                   | 2007              | 98.6                                  | 100.0                  | 98.9                           | 93.0                           | 83.9         | 97.0    | 104.5                   | 94.7               | 99.7  | 166.9  |
|                                   | 2007年 7月          | 98.6                                  | 100.0                  | 99.9                           | 93.2                           | 83.7         | 97.0    | 104.5                   | 94.9               | 98.8  | 169.0  |
|                                   | 8                 | 98.9                                  | 100.0                  | 99.9                           | 93.2                           | 85.5         | 97.0    | 104.5                   | 94.9               | 101.6 | 170.3  |
|                                   | 9                 | 98.9                                  | 100.0                  | 99.9                           | 92.9                           | 85.5         | 97.0    | 104.5                   | 94.9               | 101.6 | 172.0  |
|                                   | 10                | 98.9                                  | 100.0                  | 99.9                           | 92.9                           | 85.5         | 97.0    | 104.5                   | 94.9               | 101.6 | 174.0  |
|                                   | 11                | 98.9                                  | 100.0                  | 99.9                           | 92.9                           | 85.5         | 97.0    | 104.5                   | 94.9               | 101.6 | 173.9  |
|                                   | 12                | 99.1                                  | 100.0                  | 102.8                          | 92.9                           | 86.2         | 97.0    | 104.5                   | 94.9               | 101.6 | 173.6  |
|                                   | 2008年 1月          | 99.1                                  | 100.0                  | 102.8                          | 92.9                           | 86.2         | 97.0    | 104.5                   | 94.9               | 101.6 | 172.4  |
|                                   | 2                 | 99.1                                  | 103.8                  | 102.8                          | 92.9                           | 86.2         | 97.0    | 104.5                   | 94.9               | 101.6 | 183.7  |
|                                   | 3                 | 99.1                                  | 103.8                  | 102.8                          | 92.9                           | 86.2         | 97.0    | 104.5                   | 94.9               | 101.6 | 199.1  |
|                                   | 4                 | 99.1                                  | 103.8                  | 102.8                          | 92.9                           | 86.2         | 97.0    | 104.5                   | 94.9               | 101.6 | 215.2  |
|                                   | 5                 | 99.5                                  | 103.8                  | 102.8                          | 92.9                           | 86.2         | 107.1   | 104.5                   | 95.3               | 101.6 | 229.7  |
|                                   | 6                 | 99.6                                  | 103.8                  | 102.8                          | 92.9                           | 85.9         | 107.1   | 104.5                   | 95.3               | 102.4 | 240.3  |
|                                   | 7                 | 99.6                                  | 103.8                  | 102.8                          | 92.9                           | 85.9         | 107.1   | 104.5                   | 95.3               | 102.4 | 243.8  |

| 大・中分類                             |                   | 鉄 鋼 Iron & Steel    |             |  |   | 非鉄金属                          |                            |                                | 金属製品                   |                                |                            |
|-----------------------------------|-------------------|---------------------|-------------|--|---|-------------------------------|----------------------------|--------------------------------|------------------------|--------------------------------|----------------------------|
| ウエイト(1万分比)<br>Weight (Per 10,000) | 年 月<br>Year Month | 熱間圧延<br>鋼 材         | 鋼 管         | 冷間・メッキ<br>鋼 材                          | 鋳造品・<br>他の鉄鋼製品  | 非鉄金属<br>Non-ferrous<br>metals | 電線・ケーブル・<br>光ファイバーケーブル     | その他の<br>非鉄金属                   | 金属製品<br>Metal products | 建設用<br>金属製品                    | 建築用<br>金属製品                |
|                                   |                   | Hot rolled<br>Steel | Steel pipes | Cold rolled<br>steel &<br>coated steel | Casting<br>products and<br>other iron & steel<br>products |                               | Electric wires<br>& cables | Other<br>non-ferrous<br>metals |                        | Constructing<br>metal products | Building metal<br>products |
|                                   |                   | 333                 | 117         | 74                                     | 76  | 249                           | 222                        | 27                             | 2,778                  | 1,248                          | 1,006                      |
|                                   | 2002年 平均          | 104.9               | 95.0        | 91.4                                   | 88.6  | 92.7                          | 91.9                       | 98.9                           | 94.8                   | 96.6                           | 92.0                       |
|                                   | 2003              | 124.8               | 92.7        | 95.0                                   | 87.3  | 89.4                          | 88.5                       | 97.0                           | 93.6                   | 97.2                           | 88.9                       |
|                                   | 2004              | 173.6               | 99.4        | 103.1                                  | 87.7  | 94.9                          | 93.7                       | 105.4                          | 92.7                   | 99.0                           | 84.9                       |
|                                   | 2005              | 178.3               | 110.3       | 117.6                                  | 93.2  | 101.0                         | 99.8                       | 110.9                          | 94.6                   | 102.2                          | 85.5                       |
|                                   | 2006              | 179.6               | 114.5       | 114.6                                  | 93.2  | 127.4                         | 127.3                      | 128.2                          | 96.3                   | 103.7                          | 87.8                       |
|                                   | 2007              | 207.0               | 131.9       | 117.8                                  | 93.2  | 142.0                         | 140.9                      | 150.7                          | 97.0                   | 105.5                          | 86.9                       |
|                                   | 2007年 7月          | 209.3               | 135.7       | 118.2                                  | 93.2  | 147.0                         | 146.5                      | 151.5                          | 96.8                   | 105.3                          | 86.6                       |
|                                   | 8                 | 211.3               | 136.6       | 118.2                                  | 93.2  | 147.6                         | 147.1                      | 151.5                          | 97.0                   | 105.7                          | 86.6                       |
|                                   | 9                 | 214.1               | 137.0       | 118.7                                  | 93.2  | 144.3                         | 143.5                      | 151.5                          | 97.3                   | 106.2                          | 86.6                       |
|                                   | 10                | 217.8               | 136.6       | 118.7                                  | 93.2  | 146.1                         | 145.1                      | 154.5                          | 98.1                   | 106.7                          | 88.2                       |
|                                   | 11                | 218.3               | 134.8       | 118.7                                  | 93.2  | 144.2                         | 142.9                      | 154.8                          | 98.2                   | 106.8                          | 88.2                       |
|                                   | 12                | 218.0               | 134.1       | 118.7                                  | 93.2  | 138.2                         | 135.8                      | 157.9                          | 98.3                   | 107.0                          | 88.2                       |
|                                   | 2008年 1月          | 216.2               | 133.1       | 118.7                                  | 93.2  | 138.2                         | 135.8                      | 157.9                          | 98.3                   | 107.0                          | 88.2                       |
|                                   | 2                 | 234.0               | 132.8       | 119.9                                  | 103.6   | 138.2                         | 135.8                      | 157.9                          | 100.0                  | 110.6                          | 88.2                       |
|                                   | 3                 | 260.8               | 132.3       | 124.7                                  | 103.6   | 144.4                         | 142.8                      | 157.9                          | 101.7                  | 114.3                          | 88.2                       |
|                                   | 4                 | 287.4               | 134.7       | 132.1                                  | 103.6   | 142.0                         | 140.1                      | 157.9                          | 103.4                  | 117.9                          | 88.2                       |
|                                   | 5                 | 310.8               | 139.6       | 136.7                                  | 103.6   | 144.3                         | 142.7                      | 157.9                          | 104.8                  | 120.9                          | 88.2                       |
|                                   | 6                 | 328.5               | 140.9       | 140.5                                  | 103.6   | 143.6                         | 141.8                      | 157.9                          | 107.0                  | 124.3                          | 89.7                       |
|                                   | 7                 | 332.0               | 145.0       | 146.9                                  | 103.6   | 147.9                         | 145.3                      | 169.8                          | 109.1                  | 127.8                          | 90.0                       |

2. 建設総合中分類別指数【広島(3)】

Construction general index by intermediate classification 【Hiroshima(3)】

平成12年平均=100  
2000 average=100

| 大・中分類<br>ウエイト(1万分比)<br>Weight (Per 10,000) | 金属製品 Metal products                                   |   | 一般機械                         |  | 電気機械                          |                                     |   | 他の製造工業製品                        |                                     |  |
|--|---|---|------------------------------|--|-------------------------------|-------------------------------------|---|---------------------------------|-------------------------------------|--|
|  | ガス・石油・<br>暖厨房装置<br>Gas & Oil<br>heating<br>appliances | その他の<br>金属製品<br>Other metal<br>products | 一般機械<br>General<br>machinery | 一般機械<br>General<br>industrial<br>machinery | 電気機械<br>Electric<br>machinery | 重電機器<br>Heavy electric<br>equipment | その他の<br>電気機械<br>Other electric<br>machinery | Other<br>industrial<br>products | プラスチック<br>製品<br>Plastic<br>products | その他の<br>製造工業製品<br>Other<br>manufacturing<br>products |
| 年 月<br>Year Month                          | 202   | 322                                     | 193                          | 193  | 293                           | 47                                  | 247   | 592                             | 402                                 | 190  |
| 2002 年 平均                                  | 99.2  | 94.1                                    | 96.7                         | 96.7                                       | 98.6                          | 98.1                                | 98.7  | 96.2                            | 96.2                                | 96.3   |
| 2003                                       | 98.4  | 91.4                                    | 91.1                         | 91.1                                       | 95.4                          | 97.4                                | 95.0  | 93.3                            | 94.1                                | 91.7   |
| 2004                                       | 93.4  | 92.3                                    | 90.5                         | 90.5                                       | 89.9                          | 97.1                                | 88.5  | 90.8                            | 93.5                                | 85.2   |
| 2005                                       | 90.5  | 96.4                                    | 91.3                         | 91.3                                       | 89.1                          | 97.8                                | 87.4  | 90.7                            | 94.8                                | 82.1   |
| 2006                                       | 89.0  | 98.9                                    | 92.8                         | 92.8                                       | 90.1                          | 99.0                                | 88.4  | 91.3                            | 97.0                                | 79.4   |
| 2007                                       | 88.0  | 101.4                                   | 96.9                         | 96.9                                       | 91.6                          | 98.4                                | 90.3  | 92.5                            | 98.6                                | 79.7   |
| 2007 年 7 月                                 |   |   |                              |  |                               |                                     |   |                                 |                                     |  |
| 8  | 87.8  | 101.4                                   | 96.6                         | 96.6                                       | 91.7                          | 98.3                                | 90.5  | 92.8                            | 98.5                                | 80.7   |
| 9  | 87.8  | 101.8                                   | 96.8                         | 96.8                                       | 91.7                          | 98.3                                | 90.5  | 92.8                            | 98.5                                | 80.7   |
| 10   | 87.8  | 101.8                                   | 98.6                         | 98.6                                       | 91.7                          | 98.3                                | 90.5  | 92.8                            | 98.5                                | 80.7   |
| 11   | 88.5  | 102.1                                   | 98.4                         | 98.4                                       | 91.7                          | 98.3                                | 90.5  | 93.0                            | 98.9                                | 80.7   |
| 12   | 88.8  | 102.1                                   | 98.4                         | 98.4                                       | 91.7                          | 98.3                                | 90.5  | 93.0                            | 98.9                                | 80.7   |
| 2008 年 1 月                                 |   |   |                              |  |                               |                                     |   |                                 |                                     |  |
| 2  | 88.8  | 102.3                                   | 98.4                         | 98.4                                       | 91.7                          | 98.3                                | 90.5  | 93.0                            | 98.9                                | 80.7   |
| 3  | 88.8  | 102.5                                   | 99.1                         | 99.1                                       | 91.8                          | 98.6                                | 90.5  | 93.0                            | 98.9                                | 80.7   |
| 4  | 88.8  | 102.6                                   | 99.1                         | 99.1                                       | 91.9                          | 98.6                                | 90.6  | 93.0                            | 98.9                                | 80.7   |
| 5  | 88.8  | 103.2                                   | 99.1                         | 99.1                                       | 91.9                          | 98.6                                | 90.6  | 93.0                            | 98.9                                | 80.7   |
| 6  | 88.8  | 103.4                                   | 99.1                         | 99.1                                       | 91.9                          | 98.6                                | 90.6  | 93.0                            | 98.9                                | 80.7   |
| 7  | 88.8  | 104.8                                   | 99.1                         | 99.1                                       | 91.9                          | 98.6                                | 90.6  | 93.0                            | 98.9                                | 80.7   |
|  | 88.8  | 104.8                                   | 99.1                         | 99.1                                       | 91.5                          | 98.6                                | 90.2  | 93.3                            | 99.3                                | 80.7   |
|  | 88.8  | 105.3                                   | 99.1                         | 99.1                                       | 91.5                          | 98.6                                | 90.2  | 93.3                            | 99.3                                | 80.7   |
|  | 88.8  | 109.3                                   | 99.1                         | 99.1                                       | 91.6                          | 98.6                                | 90.3  | 93.6                            | 99.7                                | 80.7   |

2. 建設総合中分類別指数【高松(1)】

Construction general index by intermediate classification 【Takamatsu(1)】

平成12年平均=100  
2000 average=100

| 大・中分類<br>ウエイト(1万分比)<br>Weight (Per 10,000) | 建設総合<br>General | 農産物<br>Agricultural Products |                              | 鉱産物<br>Mineral products         |                                 | 繊維製品<br>Textile products          |                                     |                                | 紙・木製品<br>Paper & wood products |      |
|--|-----------------|------------------------------|------------------------------|---------------------------------|---------------------------------|-----------------------------------|-------------------------------------|--------------------------------|--------------------------------|------|
|  |                 | 農産物<br>Agricultural Products | 農産物<br>Agricultural Products | 砂利・碎石<br>Gravel & crushed stone | 砂利・碎石<br>Gravel & crushed stone | 畳・わら加工品<br>Tatami & process straw | 繊維工業製品<br>Textile industry products | 紙・木製品<br>Paper & wood products | 製材<br>Lumber                   |      |
| 年月<br>Year Month                           | 10,000          | 94                           | 94                           | 408                             | 408                             | 79                                | 16                                  | 63                             | 1,750                          | 602  |
| 2002年 平均                                   | 95.5            | 99.8                         | 99.8                         | 100.0                           | 100.0                           | 92.2                              | 94.5                                | 91.7                           | 94.7                           | 97.1 |
| 2003                                       | 94.5            | 99.8                         | 99.8                         | 100.0                           | 100.0                           | 88.2                              | 94.3                                | 86.7                           | 92.4                           | 94.2 |
| 2004                                       | 95.3            | 99.8                         | 99.8                         | 99.5                            | 99.5                            | 84.9                              | 95.4                                | 82.3                           | 91.9                           | 93.6 |
| 2005                                       | 96.2            | 99.6                         | 99.6                         | 96.8                            | 96.8                            | 85.4                              | 98.6                                | 82.1                           | 91.5                           | 93.4 |
| 2006                                       | 98.5            | 99.0                         | 99.0                         | 97.2                            | 97.2                            | 85.3                              | 98.6                                | 82.0                           | 94.7                           | 93.4 |
| 2007                                       | 101.8           | 98.6                         | 98.6                         | 98.2                            | 98.2                            | 85.1                              | 98.6                                | 81.8                           | 98.0                           | 93.4 |
| 2007年 7月                                   | 102.3           | 98.6                         | 98.6                         | 98.8                            | 98.8                            | 84.9                              | 98.6                                | 81.5                           | 98.6                           | 93.4 |
| 8  | 102.4           | 98.6                         | 98.6                         | 98.8                            | 98.8                            | 84.9                              | 98.6                                | 81.5                           | 97.8                           | 93.4 |
| 9  | 102.6           | 98.6                         | 98.6                         | 98.8                            | 98.8                            | 85.4                              | 98.6                                | 82.2                           | 97.3                           | 93.4 |
| 10   | 102.8           | 98.6                         | 98.6                         | 98.8                            | 98.8                            | 85.8                              | 98.6                                | 82.6                           | 96.7                           | 93.4 |
| 11   | 102.8           | 98.6                         | 98.6                         | 98.8                            | 98.8                            | 85.8                              | 98.6                                | 82.6                           | 96.3                           | 93.4 |
| 12   | 102.7           | 98.6                         | 98.6                         | 98.8                            | 98.8                            | 85.8                              | 98.6                                | 82.6                           | 95.6                           | 93.4 |
| 2008年 1月                                   | 102.7           | 98.6                         | 98.6                         | 98.8                            | 98.8                            | 85.8                              | 98.6                                | 82.6                           | 95.2                           | 93.4 |
| 2  | 104.2           | 98.4                         | 98.4                         | 98.8                            | 98.8                            | 85.8                              | 98.6                                | 82.6                           | 95.2                           | 93.4 |
| 3  | 106.0           | 98.4                         | 98.4                         | 100.0                           | 100.0                           | 85.8                              | 98.6                                | 82.6                           | 95.2                           | 93.4 |
| 4  | 107.2           | 98.4                         | 98.4                         | 100.0                           | 100.0                           | 85.8                              | 98.6                                | 82.6                           | 95.2                           | 93.4 |
| 5  | r 108.9         | 98.4                         | 98.4                         | 100.0                           | 100.0                           | 87.3                              | 98.6                                | 84.5                           | r 95.2                         | 93.4 |
| 6  | 110.6           | 99.5                         | 99.5                         | 100.0                           | 100.0                           | 87.9                              | 98.6                                | 85.3                           | 95.4                           | 93.4 |
| 7  | 111.9           | 99.5                         | 99.5                         | 100.0                           | 100.0                           | 87.9                              | 98.6                                | 85.3                           | 95.7                           | 91.9 |

| 大・中分類<br>ウエイト(1万分比)<br>Weight (Per 10,000) | 紙・木製品<br>Paper & wood products |                                       |  |  | 化学製品<br>Chemical products |   |                            | 石油製品・舗装材料<br>Petroleum products & Paving materials |       |       |
|--|--------------------------------|---------------------------------------|--|--|---------------------------|---|----------------------------|--|-------|-------|
|  | 合板<br>Plywood                  | 建設用木製品等<br>Construction wood products | 家具・建具・<br>装備品<br>Furniture & fixture & equipment | 紙・紙<br>加工品<br>Paper & process paper products | 塗料<br>Paints              | その他の<br>化学製品<br>Other chemical products | 石油製品<br>Petroleum products | 舗装材料<br>Paving materials                           |       |       |
| 年月<br>Year Month                           | 244                            | 440                                   | 355  | 108  | 144                       | 105                                     | 39                         | 378  | 157   | 221   |
| 2002年 平均                                   | 90.1                           | 91.1                                  | 97.9   | 95.6   | 97.5                      | 97.1                                    | 98.7                       | 98.7   | 99.6  | 98.0  |
| 2003                                       | 89.3                           | 88.3                                  | 96.3   | 93.8   | 96.0                      | 95.1                                    | 98.4                       | 101.3  | 105.6 | 98.2  |
| 2004                                       | 93.4                           | 85.0                                  | 97.5   | 89.1   | 92.7                      | 90.6                                    | 98.3                       | 101.5  | 108.9 | 96.2  |
| 2005                                       | 92.6                           | 85.0                                  | 97.4   | 86.5   | 92.7                      | 90.5                                    | 98.4                       | 110.1  | 125.9 | 98.9  |
| 2006                                       | 113.0                          | 85.0                                  | 95.9   | 95.8   | 92.9                      | 90.5                                    | 99.1                       | 122.8  | 144.9 | 107.0 |
| 2007                                       | 126.2                          | 85.7                                  | 102.0  | 97.7   | 93.2                      | 90.5                                    | 100.2                      | 127.9  | 152.7 | 110.2 |
| 2007年 7月                                   | 130.7                          | 85.0                                  | 102.6  | 97.7   | 93.4                      | 90.5                                    | 101.0                      | 127.7  | 154.6 | 108.6 |
| 8  | 124.8                          | 85.0                                  | 102.6  | 97.7   | 93.4                      | 90.5                                    | 101.0                      | 129.9  | 158.8 | 109.3 |
| 9  | 117.4                          | 87.2                                  | 102.6  | 97.7   | 93.4                      | 90.5                                    | 101.0                      | 131.5  | 157.6 | 112.8 |
| 10   | 113.0                          | 87.2                                  | 102.6  | 97.7   | 93.4                      | 90.5                                    | 101.0                      | 131.5  | 157.6 | 112.8 |
| 11   | 110.5                          | 87.2                                  | 102.6  | 97.7   | 93.4                      | 90.5                                    | 101.0                      | 134.5  | 164.0 | 113.5 |
| 12   | 105.1                          | 87.2                                  | 102.6  | 97.7   | 93.4                      | 90.5                                    | 101.0                      | 137.4  | 171.1 | 113.5 |
| 2008年 1月                                   | 102.6                          | 87.2                                  | 102.6  | 97.7   | 93.5                      | 90.5                                    | 101.6                      | 139.2  | 175.2 | 113.5 |
| 2  | 102.0                          | 87.2                                  | 102.6  | 97.7   | 93.5                      | 90.5                                    | 101.6                      | 140.0  | 176.1 | 114.3 |
| 3  | 102.0                          | 87.2                                  | 102.6  | 97.7   | 94.1                      | 90.5                                    | 103.5                      | 143.4  | 179.2 | 117.8 |
| 4  | 102.0                          | 87.2                                  | 102.6  | 97.7   | 94.1                      | 90.5                                    | 103.5                      | 136.0  | 161.6 | 117.8 |
| 5  | r 102.0                        | 87.2                                  | 102.6  | 97.7   | 94.3                      | 90.5                                    | 104.4                      | 145.8  | 184.5 | 118.2 |
| 6  | 102.0                          | 87.2                                  | 102.6  | 101.2  | 94.3                      | 90.5                                    | 104.4                      | 154.9  | 206.5 | 118.2 |
| 7  | 104.3                          | 89.4                                  | 102.6  | 101.2  | 97.7                      | 95.0                                    | 104.9                      | 161.3  | 221.8 | 118.2 |

注) 数値の一部に誤り(r印)がありました。お詫びして訂正いたします。



2. 建設総合中分類別指数【高松(2)】

Construction general index by intermediate classification 【Takamatsu(2)】

平成12年平均=100  
2000 average=100

| 大・中分類                             |                   | 窯業・土石製品                               |                        |                                |                                |              |         |                         |                    | 鉄 鋼   |  |
|-----------------------------------|-------------------|---------------------------------------|------------------------|--------------------------------|--------------------------------|--------------|---------|-------------------------|--------------------|-------|--|
| ウエイト(1万分比)<br>Weight (Per 10,000) | 年 月<br>Year Month | 耐火物                                   | 他の建設用<br>土石製品          | ガラス・<br>ガラス製品                  | 陶磁器                            | セメント         | 生コンクリート | セメント製品                  | その他の窯業<br>・土石製品    | 鉄 鋼   |  |
|                                   |                   | Ceramics,<br>stone & clay<br>products | Fire proof<br>products | Other stone &<br>clay products | Glass &<br>related<br>Products | Ceramic ware | Cement  | Ready mixed<br>concrete | Cement<br>products |       | Other<br>ceramics,<br>stone & clay<br>products |
|                                   |                   | 2,442                                 | 47                     | 121                            | 76                             | 141          | 54      | 961                     | 881                | 162   | 600  |
|                                   | 2002年 平均          | 93.8                                  | 100.0                  | 90.6                           | 98.2                           | 90.4         | 96.2    | 89.0                    | 98.3               | 98.4  | 99.1   |
|                                   | 2003              | 92.1                                  | 100.0                  | 89.8                           | 96.9                           | 83.5         | 91.9    | 87.2                    | 97.3               | 98.0  | 109.1  |
|                                   | 2004              | 90.5                                  | 100.0                  | 93.5                           | 93.6                           | 76.4         | 90.5    | 84.8                    | 96.5               | 97.4  | 139.5  |
|                                   | 2005              | 89.3                                  | 100.0                  | 96.8                           | 92.9                           | 76.4         | 90.5    | 81.4                    | 96.5               | 97.8  | 144.6  |
|                                   | 2006              | 89.3                                  | 100.0                  | 98.3                           | 92.0                           | 76.4         | 90.5    | 80.8                    | 96.9               | 97.9  | 146.2  |
|                                   | 2007              | 91.8                                  | 100.0                  | 98.7                           | 92.3                           | 82.5         | 90.5    | 86.0                    | 96.8               | 99.4  | 164.9  |
|                                   | 2007年 7月          | 92.4                                  | 100.0                  | 98.7                           | 92.5                           | 82.2         | 90.5    | 87.7                    | 96.9               | 98.4  | 166.8  |
|                                   | 8                 | 92.7                                  | 100.0                  | 98.7                           | 92.5                           | 84.0         | 90.5    | 87.7                    | 96.9               | 101.2 | 167.4  |
|                                   | 9                 | 92.7                                  | 100.0                  | 98.7                           | 92.6                           | 84.0         | 90.5    | 87.7                    | 96.9               | 101.2 | 169.8  |
|                                   | 10                | 92.7                                  | 100.0                  | 98.7                           | 92.6                           | 84.0         | 90.5    | 87.7                    | 96.9               | 101.2 | 171.7  |
|                                   | 11                | 92.5                                  | 100.0                  | 98.7                           | 92.6                           | 84.0         | 90.5    | 87.7                    | 96.5               | 101.2 | 171.5  |
|                                   | 12                | 92.7                                  | 100.0                  | 101.5                          | 92.6                           | 84.8         | 90.5    | 87.7                    | 96.5               | 101.4 | 171.3  |
|                                   | 2008年 1月          | 92.7                                  | 100.0                  | 101.5                          | 92.6                           | 84.8         | 90.5    | 87.7                    | 96.5               | 101.4 | 170.1  |
|                                   | 2                 | 94.8                                  | 103.8                  | 101.5                          | 92.6                           | 84.8         | 90.5    | 92.8                    | 96.5               | 101.4 | 180.0  |
|                                   | 3                 | 94.8                                  | 103.8                  | 101.5                          | 92.6                           | 84.8         | 90.5    | 92.8                    | 96.5               | 101.4 | 196.0  |
|                                   | 4                 | 94.8                                  | 103.8                  | 101.5                          | 92.6                           | 84.8         | 90.5    | 92.8                    | 96.5               | 101.4 | 212.6  |
|                                   | 5                 | 94.8                                  | 103.8                  | 101.5                          | 92.6                           | 84.8         | 90.5    | 92.8                    | 96.5               | 101.4 | 226.6  |
|                                   | 6                 | 95.0                                  | 103.8                  | 101.5                          | 92.6                           | 84.5         | 100.0   | 92.8                    | 96.5               | 101.3 | 238.2  |
|                                   | 7                 | 95.0                                  | 103.8                  | 101.5                          | 92.6                           | 84.5         | 100.0   | 92.8                    | 96.5               | 101.3 | 242.3  |

| 大・中分類                             |                   | 鉄 鋼 Iron & Steel    |             |  |   | 非鉄金属  |                        |                            | 金属製品  |                                |                |
|-----------------------------------|-------------------|---------------------|-------------|--|---|-------|------------------------|----------------------------|-------|--------------------------------|----------------|
| ウエイト(1万分比)<br>Weight (Per 10,000) | 年 月<br>Year Month | 熱間圧延<br>鋼 材         | 鋼 管         | 冷間・メッキ<br>鋼 材                          | 鋳造品・<br>他の鉄鋼製品  | 非鉄金属  | 電線・ケーブル・<br>光ファイバーケーブル | その他の<br>非鉄金属               | 金属製品  | 建設用<br>金属製品                    | 建築用<br>金属製品    |
|                                   |                   | Hot rolled<br>Steel | Steel pipes | Cold rolled<br>steel &<br>coated steel | Casting<br>products and<br>other iron & steel<br>products |       | Non-ferrous<br>metals  | Electric wires<br>& cables |       | Other<br>non-ferrous<br>metals | Metal products |
|                                   |                   | 333                 | 117         | 74                                     | 76  | 249   | 222                    | 27                         | 2,778 | 1,248                          | 1,006          |
|                                   | 2002年 平均          | 104.6               | 95.4        | 90.6                                   | 88.6  | 92.7  | 92.0                   | 98.9                       | 95.0  | 97.1                           | 92.0           |
|                                   | 2003              | 123.1               | 93.0        | 93.5                                   | 87.3  | 89.4  | 88.5                   | 97.0                       | 93.8  | 98.0                           | 88.9           |
|                                   | 2004              | 173.6               | 100.0       | 101.7                                  | 87.7  | 95.0  | 93.8                   | 105.1                      | 92.8  | 99.2                           | 85.5           |
|                                   | 2005              | 174.3               | 111.4       | 116.3                                  | 93.2  | 101.2 | 100.2                  | 110.3                      | 95.0  | 102.7                          | 86.4           |
|                                   | 2006              | 176.4               | 115.6       | 112.9                                  | 93.2  | 127.7 | 127.7                  | 127.5                      | 96.6  | 104.2                          | 88.6           |
|                                   | 2007              | 203.1               | 133.0       | 116.6                                  | 93.2  | 142.0 | 141.1                  | 149.9                      | 97.2  | 105.8                          | 87.5           |
|                                   | 2007年 7月          | 205.3               | 136.8       | 117.0                                  | 93.2  | 146.8 | 146.4                  | 150.7                      | 97.0  | 105.6                          | 87.4           |
|                                   | 8                 | 205.9               | 137.7       | 117.0                                  | 93.2  | 147.4 | 147.0                  | 150.7                      | 97.3  | 106.0                          | 87.4           |
|                                   | 9                 | 210.1               | 138.2       | 117.6                                  | 93.2  | 144.2 | 143.4                  | 150.7                      | 97.4  | 106.4                          | 87.4           |
|                                   | 10                | 213.6               | 137.7       | 117.6                                  | 93.2  | 146.8 | 145.9                  | 153.7                      | 98.2  | 106.9                          | 88.6           |
|                                   | 11                | 213.9               | 135.9       | 117.6                                  | 93.2  | 144.8 | 143.7                  | 153.9                      | 98.3  | 107.1                          | 88.6           |
|                                   | 12                | 213.7               | 135.3       | 117.6                                  | 93.2  | 139.1 | 136.9                  | 156.9                      | 98.3  | 107.2                          | 88.6           |
|                                   | 2008年 1月          | 211.9               | 134.3       | 117.6                                  | 93.2  | 139.1 | 136.9                  | 156.9                      | 98.4  | 107.2                          | 88.6           |
|                                   | 2                 | 227.2               | 133.9       | 119.2                                  | 103.6   | 139.0 | 136.9                  | 156.9                      | 99.9  | 110.6                          | 88.6           |
|                                   | 3                 | 255.4               | 133.4       | 122.8                                  | 103.6   | 146.0 | 144.7                  | 156.9                      | 101.7 | 114.5                          | 88.6           |
|                                   | 4                 | 282.9               | 135.8       | 129.2                                  | 103.6   | 143.6 | 142.0                  | 156.9                      | 103.4 | 118.3                          | 88.6           |
|                                   | 5                 | 305.5               | 140.4       | 133.7                                  | 103.6   | 146.0 | 144.7                  | 156.9                      | 104.9 | 121.2                          | 88.6           |
|                                   | 6                 | 325.0               | 141.8       | 137.9                                  | 103.6   | 145.2 | 143.8                  | 156.9                      | 107.1 | 124.6                          | 90.1           |
|                                   | 7                 | 329.7               | 145.7       | 144.2                                  | 103.6   | 149.6 | 147.3                  | 168.9                      | 109.2 | 128.0                          | 90.4           |

2. 建設総合中分類別指数【高松(3)】

Construction general index by intermediate classification 【Takamatsu(3)】

平成12年平均=100  
2000 average=100

| 大・中分類<br>ウエイト(1万分比)<br>Weight (Per 10,000) | 金属製品 Metal products                                   |   | 一般機械                         |  | 電気機械                          |                                     |   | 他の製造工業製品                        |                                     |  |
|--|---|---|------------------------------|--|-------------------------------|-------------------------------------|---|---------------------------------|-------------------------------------|--|
|  | ガス・石油・<br>暖厨房装置<br>Gas & Oil<br>heating<br>appliances | その他の<br>金属製品<br>Other metal<br>products | 一般機械<br>General<br>machinery | 一般機械<br>General<br>industrial<br>machinery | 電気機械<br>Electric<br>machinery | 重電機器<br>Heavy electric<br>equipment | その他の<br>電気機械<br>Other electric<br>machinery | Other<br>industrial<br>products | プラスチック<br>製品<br>Plastic<br>products | その他の<br>製造工業製品<br>Other<br>manufacturing<br>products |
| 年 月<br>Year Month                          | 202   | 322                                     | 193                          | 193  | 293                           | 47                                  | 247   | 592                             | 402                                 | 190  |
| 2002 年 平均                                  | 99.2  | 93.0                                    | 96.7                         | 96.7                                       | 98.6                          | 98.1                                | 98.7  | 96.4                            | 96.4                                | 96.3   |
| 2003                                       | 98.4  | 89.7                                    | 91.1                         | 91.1                                       | 95.4                          | 97.4                                | 95.0  | 93.5                            | 94.3                                | 91.7   |
| 2004                                       | 93.4  | 90.4                                    | 90.5                         | 90.5                                       | 89.9                          | 97.1                                | 88.5  | 91.0                            | 93.7                                | 85.2   |
| 2005                                       | 90.5  | 94.7                                    | 91.3                         | 91.3                                       | 89.1                          | 97.8                                | 87.4  | 90.7                            | 94.8                                | 82.1   |
| 2006                                       | 89.0  | 97.2                                    | 92.8                         | 92.8                                       | 90.1                          | 99.0                                | 88.4  | 91.4                            | 97.2                                | 79.4   |
| 2007                                       | 88.0  | 99.7                                    | 96.9                         | 96.9                                       | 91.6                          | 98.4                                | 90.3  | 92.7                            | 98.8                                | 79.7   |
| 2007 年 7 月                                 |   |   |                              |  |                               |                                     |   |                                 |                                     |  |
| 8  | 87.8  | 99.7                                    | 96.6                         | 96.6                                       | 91.7                          | 98.3                                | 90.5  | 92.9                            | 98.7                                | 80.7   |
| 9  | 87.8  | 100.1                                   | 96.8                         | 96.8                                       | 91.7                          | 98.3                                | 90.5  | 92.9                            | 98.7                                | 80.7   |
| 10   | 87.8  | 100.1                                   | 98.6                         | 98.6                                       | 91.7                          | 98.3                                | 90.5  | 92.9                            | 98.7                                | 80.7   |
| 11   | 88.5  | 100.4                                   | 98.4                         | 98.4                                       | 91.7                          | 98.3                                | 90.5  | 93.1                            | 99.1                                | 80.7   |
| 12   | 88.8  | 100.4                                   | 98.4                         | 98.4                                       | 91.7                          | 98.3                                | 90.5  | 93.1                            | 99.1                                | 80.7   |
| 2008 年 1 月                                 |   |   |                              |  |                               |                                     |   |                                 |                                     |  |
| 2  | 88.8  | 100.6                                   | 98.4                         | 98.4                                       | 91.7                          | 98.3                                | 90.5  | 93.1                            | 99.1                                | 80.7   |
| 3  | 88.8  | 100.8                                   | 99.1                         | 99.1                                       | 91.8                          | 98.6                                | 90.5  | 93.1                            | 99.1                                | 80.7   |
| 4  | 88.8  | 100.9                                   | 99.1                         | 99.1                                       | 91.9                          | 98.6                                | 90.6  | 93.1                            | 99.1                                | 80.7   |
| 5  | 88.8  | 101.5                                   | 99.1                         | 99.1                                       | 91.9                          | 98.6                                | 90.6  | 93.1                            | 99.1                                | 80.7   |
| 6  | 88.8  | 101.7                                   | 99.1                         | 99.1                                       | 91.9                          | 98.6                                | 90.6  | 93.1                            | 99.1                                | 80.7   |
| 7  | 88.8  | 101.7                                   | 99.1                         | 99.1                                       | 91.9                          | 98.6                                | 90.6  | 93.1                            | 99.1                                | 80.7   |
|  | 88.8  | 103.1                                   | 99.1                         | 99.1                                       | 91.9                          | 98.6                                | 90.6  | 93.1                            | 99.1                                | 80.7   |
|  | 88.8  | 103.6                                   | 99.1                         | 99.1                                       | 91.5                          | 98.6                                | 90.2  | 93.5                            | 99.5                                | 80.7   |
|  | 88.8  | 107.5                                   | 99.1                         | 99.1                                       | 91.6                          | 98.6                                | 90.3  | 93.7                            | 99.9                                | 80.7   |

2. 建設総合中分類別指数【新潟(1)】

Construction general index by intermediate classification 【Niigata(1)】

平成12年平均=100  
2000 average=100

| 大・中分類<br>ウエイト(1万分比)<br>Weight (Per 10,000) | 建設総合    | 農産物                   |                       | 鉱産物              |                        | 繊維製品             |                        |                           | 紙・木製品                 |        |
|--|---------|-----------------------|-----------------------|------------------|------------------------|------------------|------------------------|---------------------------|-----------------------|--------|
|  |         | 農産物                   | 農産物                   | 砂利・碎石            | 砂利・碎石                  | 畳・わら加工品          | 繊維工業製品                 | 製材                        |                       |        |
| 年月<br>Year Month                           | General | Agricultural Products | Agricultural Products | Mineral products | Gravel & crushed stone | Textile products | Tatami & process straw | Textile industry products | Paper & wood products | Lumber |
|  | 10,000  | 94                    | 94                    | 408              | 408                    | 79               | 16                     | 63                        | 1,750                 | 602    |
| 2002年 平均                                   | 96.4    | 98.1                  | 98.1                  | 97.2             | 97.2                   | 93.3             | 100.0                  | 91.7                      | 95.6                  | 97.5   |
| 2003                                       | 95.4    | 96.2                  | 96.2                  | 95.3             | 95.3                   | 89.3             | 100.0                  | 86.7                      | 93.7                  | 94.9   |
| 2004                                       | 96.2    | 91.6                  | 91.6                  | 94.9             | 94.9                   | 85.3             | 97.8                   | 82.3                      | 93.6                  | 94.1   |
| 2005                                       | 96.1    | 90.9                  | 90.9                  | 94.9             | 94.9                   | 84.8             | 95.6                   | 82.1                      | 92.3                  | 92.2   |
| 2006                                       | 97.5    | 89.0                  | 89.0                  | 95.4             | 95.4                   | 84.7             | 95.7                   | 82.0                      | 95.3                  | 91.3   |
| 2007                                       | 100.2   | 88.8                  | 88.8                  | 96.0             | 96.0                   | 84.6             | 96.0                   | 81.8                      | 99.0                  | 94.1   |
| 2007年 7月                                   | 100.0   | 88.8                  | 88.8                  | 96.0             | 96.0                   | 84.4             | 96.0                   | 81.5                      | 99.3                  | 94.3   |
| 8  | 100.5   | 88.8                  | 88.8                  | 96.0             | 96.0                   | 84.4             | 96.0                   | 81.5                      | 98.4                  | 94.3   |
| 9  | 100.7   | 88.8                  | 88.8                  | 96.0             | 96.0                   | 84.9             | 96.0                   | 82.2                      | 98.5                  | 94.3   |
| 10   | 101.2   | 88.8                  | 88.8                  | 96.0             | 96.0                   | 85.3             | 96.0                   | 82.6                      | 97.5                  | 94.3   |
| 11   | 101.8   | 88.8                  | 88.8                  | 96.0             | 96.0                   | 85.3             | 96.0                   | 82.6                      | 97.3                  | 94.3   |
| 12   | 102.0   | 88.8                  | 88.8                  | 96.0             | 96.0                   | 85.3             | 96.0                   | 82.6                      | 96.3                  | 94.3   |
| 2008年 1月                                   | 101.9   | 88.8                  | 88.8                  | 96.0             | 96.0                   | 85.3             | 96.0                   | 82.6                      | 96.0                  | 94.3   |
| 2  | 103.0   | 88.8                  | 88.8                  | 96.0             | 96.0                   | 85.3             | 96.0                   | 82.6                      | 95.0                  | 92.5   |
| 3  | 104.4   | 88.8                  | 88.8                  | 96.0             | 96.0                   | 85.3             | 96.0                   | 82.6                      | 95.3                  | 92.5   |
| 4  | 105.3   | 88.9                  | 88.9                  | 96.0             | 96.0                   | 85.3             | 96.0                   | 82.6                      | 95.3                  | 92.5   |
| 5  | 107.2   | 88.9                  | 88.9                  | 96.0             | 96.0                   | 86.7             | 96.0                   | 84.5                      | 95.5                  | 92.5   |
| 6  | 109.1   | 89.9                  | 89.9                  | 96.0             | 96.0                   | 87.4             | 96.0                   | 85.3                      | 95.8                  | 92.5   |
| 7  | 110.6   | 89.9                  | 89.9                  | 96.0             | 96.0                   | 87.4             | 96.0                   | 85.3                      | 96.8                  | 92.5   |

| 大・中分類<br>ウエイト(1万分比)<br>Weight (Per 10,000) | 紙・木製品 Paper & wood products |                            |                                 |                                | 化学製品              |          |                         | 石油製品・舗装材料                             |                    |                  |
|--|-----------------------------|----------------------------|---------------------------------|--------------------------------|-------------------|----------|-------------------------|---------------------------------------|--------------------|------------------|
|  | 合板                          | 建設用木製品等                    | 家具・建具・装備品                       | 紙・紙加工品                         | 塗料                | その他の化学製品 | 石油製品                    | 石油製品                                  | 舗装材料               |                  |
| 年月<br>Year Month                           | Plywood                     | Construction wood products | Furniture & fixture & equipment | Paper & process paper products | Chemical products | Paints   | Other chemical products | Petroleum products & Paving materials | Petroleum products | Paving materials |
|  | 244                         | 440                        | 355                             | 108                            | 144               | 105      | 39                      | 378                                   | 157                | 221              |
| 2002年 平均                                   | 95.7                        | 91.1                       | 97.8                            | 95.6                           | 97.5              | 97.1     | 98.8                    | 101.1                                 | 102.3              | 100.2            |
| 2003                                       | 97.0                        | 88.2                       | 96.0                            | 94.6                           | 95.9              | 95.1     | 98.1                    | 102.9                                 | 111.0              | 97.2             |
| 2004                                       | 104.5                       | 84.8                       | 97.1                            | 90.6                           | 92.1              | 90.6     | 96.1                    | 103.8                                 | 115.2              | 95.6             |
| 2005                                       | 101.5                       | 84.8                       | 97.0                            | 87.3                           | 92.0              | 90.5     | 96.0                    | 114.0                                 | 131.2              | 101.7            |
| 2006                                       | 123.3                       | 84.8                       | 95.5                            | 96.5                           | 92.2              | 90.5     | 96.7                    | 127.4                                 | 152.4              | 109.5            |
| 2007                                       | 138.0                       | 85.6                       | 97.4                            | 98.4                           | 92.2              | 90.5     | 96.9                    | 131.0                                 | 158.0              | 111.8            |
| 2007年 7月                                   | 140.6                       | 84.9                       | 97.6                            | 98.4                           | 92.2              | 90.5     | 96.8                    | 130.2                                 | 156.7              | 111.3            |
| 8  | 134.1                       | 84.9                       | 97.6                            | 98.4                           | 92.2              | 90.5     | 96.8                    | 132.0                                 | 160.1              | 112.0            |
| 9  | 130.9                       | 87.1                       | 97.6                            | 98.4                           | 92.2              | 90.5     | 96.8                    | 132.0                                 | 160.2              | 112.0            |
| 10   | 124.0                       | 87.1                       | 97.6                            | 98.4                           | 92.3              | 90.5     | 97.1                    | 132.7                                 | 161.9              | 112.0            |
| 11   | 122.1                       | 87.1                       | 97.6                            | 98.4                           | 92.3              | 90.5     | 97.1                    | 135.5                                 | 167.7              | 112.6            |
| 12   | 115.4                       | 87.1                       | 97.6                            | 98.4                           | 92.3              | 90.5     | 97.1                    | 139.8                                 | 178.0              | 112.6            |
| 2008年 1月                                   | 112.7                       | 87.1                       | 97.6                            | 98.4                           | 92.5              | 90.5     | 97.8                    | 139.8                                 | 178.0              | 112.6            |
| 2  | 110.2                       | 87.1                       | 97.6                            | 98.4                           | 92.5              | 90.5     | 97.8                    | 140.3                                 | 178.1              | 113.4            |
| 3  | 112.1                       | 87.1                       | 97.6                            | 98.4                           | 92.5              | 90.5     | 97.8                    | 142.0                                 | 178.6              | 115.8            |
| 4  | 112.7                       | 87.1                       | 97.6                            | 98.4                           | 92.5              | 90.5     | 97.8                    | 136.3                                 | 165.1              | 115.8            |
| 5  | 114.0                       | 87.1                       | 97.6                            | 98.4                           | 92.7              | 90.5     | 98.7                    | 147.8                                 | 192.2              | 116.2            |
| 6  | 114.0                       | 87.1                       | 97.6                            | 102.6                          | 92.7              | 90.5     | 98.7                    | 157.1                                 | 214.5              | 116.3            |
| 7  | 117.2                       | 89.3                       | 97.6                            | 102.6                          | 96.1              | 95.0     | 99.2                    | 163.5                                 | 229.8              | 116.3            |

2. 建設総合中分類別指数【新潟(2)】

Construction general index by intermediate classification 【Niigata(2)】

平成12年平均=100  
2000 average=100

| 大・中分類                             |                   | 窯業・土石製品                               |                        |                                |                                |              |         |                         |                    | 鉄 鋼   |  |
|-----------------------------------|-------------------|---------------------------------------|------------------------|--------------------------------|--------------------------------|--------------|---------|-------------------------|--------------------|-------|--|
| ウエイト(1万分比)<br>Weight (Per 10,000) | 年 月<br>Year Month | 耐火物                                   | 他の建設用<br>土石製品          | ガラス・<br>ガラス製品                  | 陶磁器                            | セメント         | 生コンクリート | セメント製品                  | その他の窯業<br>・土石製品    | 鉄 鋼   |  |
|                                   |                   | Ceramics,<br>stone & clay<br>products | Fire proof<br>products | Other stone &<br>clay products | Glass &<br>related<br>Products | Ceramic ware | Cement  | Ready mixed<br>concrete | Cement<br>products |       | Other<br>ceramics,<br>stone & clay<br>products |
|                                   |                   | 2,442                                 | 47                     | 121                            | 76                             | 141          | 54      | 961                     | 881                | 162   | 600  |
|                                   | 2002年 平均          | 97.3                                  | 97.3                   | 93.5                           | 98.2                           | 90.4         | 96.8    | 97.7                    | 97.9               | 99.3  | 99.4   |
|                                   | 2003              | 95.4                                  | 97.3                   | 93.0                           | 96.9                           | 83.5         | 93.8    | 95.6                    | 96.7               | 98.8  | 109.0  |
|                                   | 2004              | 94.5                                  | 97.3                   | 96.1                           | 92.1                           | 76.4         | 93.9    | 94.8                    | 96.2               | 98.1  | 136.6  |
|                                   | 2005              | 88.6                                  | 97.3                   | 100.9                          | 91.6                           | 76.4         | 94.1    | 79.2                    | 96.2               | 98.4  | 146.1  |
|                                   | 2006              | 85.6                                  | 97.3                   | 103.3                          | 91.4                           | 76.4         | 94.1    | 70.9                    | 96.7               | 98.7  | 144.3  |
|                                   | 2007              | 86.4                                  | 97.3                   | 104.3                          | 91.7                           | 82.5         | 94.1    | 71.6                    | 96.7               | 100.5 | 160.1  |
|                                   | 2007年 7月          | 84.9                                  | 97.3                   | 104.2                          | 91.9                           | 82.2         | 94.1    | 67.9                    | 96.7               | 99.4  | 161.8  |
|                                   | 8                 | 86.6                                  | 97.3                   | 104.2                          | 91.9                           | 84.0         | 94.1    | 71.3                    | 96.7               | 102.7 | 163.1  |
|                                   | 9                 | 86.6                                  | 97.3                   | 104.2                          | 91.6                           | 84.0         | 94.1    | 71.3                    | 96.7               | 102.7 | 165.8  |
|                                   | 10                | 87.9                                  | 97.3                   | 104.2                          | 91.6                           | 84.0         | 94.1    | 74.8                    | 96.7               | 102.7 | 166.1  |
|                                   | 11                | 90.7                                  | 97.3                   | 104.2                          | 91.6                           | 84.0         | 94.1    | 81.7                    | 96.7               | 102.7 | 165.6  |
|                                   | 12                | 91.9                                  | 97.3                   | 107.0                          | 93.0                           | 84.8         | 94.1    | 84.3                    | 96.7               | 102.7 | 165.3  |
|                                   | 2008年 1月          | 91.9                                  | 97.3                   | 107.0                          | 93.0                           | 84.8         | 94.1    | 84.3                    | 96.7               | 102.7 | 165.1  |
|                                   | 2                 | 92.0                                  | 101.1                  | 107.0                          | 93.0                           | 84.8         | 94.1    | 84.3                    | 96.7               | 102.7 | 178.3  |
|                                   | 3                 | 92.0                                  | 101.1                  | 107.0                          | 93.0                           | 84.8         | 94.1    | 84.3                    | 96.7               | 102.7 | 189.6  |
|                                   | 4                 | 92.0                                  | 101.1                  | 107.0                          | 93.0                           | 84.8         | 94.1    | 84.3                    | 96.7               | 102.7 | 202.7  |
|                                   | 5                 | 93.2                                  | 101.1                  | 107.0                          | 93.0                           | 84.8         | 102.9   | 86.9                    | 96.7               | 103.5 | 212.8  |
|                                   | 6                 | 94.3                                  | 101.1                  | 107.0                          | 93.0                           | 84.5         | 102.9   | 89.5                    | 96.9               | 103.5 | 223.5  |
|                                   | 7                 | 94.3                                  | 101.1                  | 107.0                          | 93.0                           | 84.5         | 102.9   | 89.5                    | 96.9               | 103.9 | 229.6  |

| 大・中分類                             |                   | 鉄 鋼 Iron & Steel    |             |  |   | 非鉄金属  |                        |                            | 金属製品  |                                |                |
|-----------------------------------|-------------------|---------------------|-------------|--|---|-------|------------------------|----------------------------|-------|--------------------------------|----------------|
| ウエイト(1万分比)<br>Weight (Per 10,000) | 年 月<br>Year Month | 熱間圧延<br>鋼 材         | 鋼 管         | 冷間・メッキ<br>鋼 材                          | 鋳造品・<br>他の鉄鋼製品  | 非鉄金属  | 電線・ケーブル・<br>光ファイバーケーブル | その他の<br>非鉄金属               | 金属製品  | 建設用<br>金属製品                    | 建築用<br>金属製品    |
|                                   |                   | Hot rolled<br>Steel | Steel pipes | Cold rolled<br>steel &<br>coated steel | Casting<br>products and<br>other iron & steel<br>products |       | Non-ferrous<br>metals  | Electric wires<br>& cables |       | Other<br>non-ferrous<br>metals | Metal products |
|                                   |                   | 333                 | 117         | 74                                     | 76  | 249   | 222                    | 27                         | 2,778 | 1,248                          | 1,006          |
|                                   | 2002年 平均          | 104.6               | 94.9        | 94.4                                   | 88.6  | 92.4  | 91.5                   | 99.4                       | 94.9  | 96.9                           | 92.0           |
|                                   | 2003              | 122.8               | 92.7        | 95.0                                   | 87.3  | 89.1  | 88.0                   | 98.1                       | 93.9  | 98.1                           | 88.8           |
|                                   | 2004              | 168.4               | 99.8        | 101.9                                  | 87.7  | 94.6  | 93.3                   | 106.0                      | 93.0  | 99.7                           | 85.1           |
|                                   | 2005              | 177.3               | 110.1       | 116.5                                  | 93.2  | 100.7 | 99.5                   | 110.9                      | 94.8  | 102.5                          | 85.7           |
|                                   | 2006              | 172.9               | 114.6       | 114.9                                  | 93.3  | 127.6 | 127.6                  | 127.8                      | 96.4  | 103.8                          | 87.8           |
|                                   | 2007              | 194.6               | 132.1       | 117.5                                  | 93.3  | 143.2 | 142.3                  | 150.0                      | 96.7  | 105.0                          | 86.8           |
|                                   | 2007年 7月          | 196.4               | 135.8       | 117.8                                  | 93.3  | 149.2 | 149.0                  | 150.9                      | 96.6  | 104.9                          | 86.6           |
|                                   | 8                 | 198.4               | 136.8       | 117.8                                  | 93.3  | 149.2 | 149.0                  | 150.9                      | 96.8  | 105.3                          | 86.6           |
|                                   | 9                 | 202.7               | 137.6       | 118.3                                  | 93.3  | 145.9 | 145.3                  | 150.9                      | 96.9  | 105.5                          | 86.6           |
|                                   | 10                | 203.6               | 136.8       | 118.3                                  | 93.3  | 147.6 | 146.9                  | 153.7                      | 97.7  | 105.8                          | 88.1           |
|                                   | 11                | 203.4               | 134.9       | 118.3                                  | 93.3  | 145.6 | 144.6                  | 153.9                      | 97.7  | 105.8                          | 88.1           |
|                                   | 12                | 203.1               | 134.3       | 118.3                                  | 93.3  | 140.1 | 138.1                  | 156.7                      | 97.8  | 106.0                          | 88.1           |
|                                   | 2008年 1月          | 203.0               | 133.3       | 118.3                                  | 93.3  | 140.1 | 138.1                  | 156.7                      | 97.8  | 106.0                          | 88.1           |
|                                   | 2                 | 224.5               | 132.9       | 118.9                                  | 103.6   | 139.9 | 137.9                  | 156.7                      | 99.4  | 109.3                          | 88.1           |
|                                   | 3                 | 244.1               | 132.6       | 122.1                                  | 103.6   | 146.4 | 145.2                  | 156.7                      | 100.9 | 112.5                          | 88.1           |
|                                   | 4                 | 265.7               | 134.9       | 128.0                                  | 103.6   | 144.0 | 142.5                  | 156.7                      | 102.2 | 115.4                          | 88.1           |
|                                   | 5                 | 281.3               | 140.0       | 132.0                                  | 103.6   | 146.4 | 145.2                  | 156.7                      | 103.8 | 118.5                          | 88.1           |
|                                   | 6                 | 299.3               | 141.0       | 135.3                                  | 103.6   | 145.6 | 144.2                  | 156.7                      | 105.9 | 121.8                          | 89.6           |
|                                   | 7                 | 308.0               | 144.5       | 140.4                                  | 103.6   | 150.1 | 147.8                  | 168.8                      | 108.0 | 125.2                          | 90.0           |

2. 建設総合中分類別指数【新潟(3)】

Construction general index by intermediate classification 【Niigata(3)】

平成12年平均=100  
2000 average=100

| 大・中分類<br>ウエイト(1万分比)<br>Weight (Per 10,000) | 金属製品 Metal products                                   |   | 一般機械                 |  | 電気機械                  |                                     |   | 他の製造工業製品                        |                                     |  |
|--|---|---|----------------------|--|-----------------------|-------------------------------------|---|---------------------------------|-------------------------------------|--|
|  | ガス・石油・<br>暖厨房装置<br>Gas & Oil<br>heating<br>appliances | その他の<br>金属製品<br>Other metal<br>products | General<br>machinery | 一般機械<br>General<br>industrial<br>machinery | Electric<br>machinery | 重電機器<br>Heavy electric<br>equipment | その他の<br>電気機械<br>Other electric<br>machinery | Other<br>industrial<br>products | プラスチック<br>製品<br>Plastic<br>products | その他の<br>製造工業製品<br>Other<br>manufacturing<br>products |
| 年 月<br>Year Month                          | 202   | 322                                     | 193                  | 193  | 293                   | 47                                  | 247   | 592                             | 402                                 | 190  |
| 2002 年 平均                                  | 99.2  | 93.4                                    | 96.7                 | 96.7                                       | 98.6                  | 98.1                                | 98.7  | 95.8                            | 95.6                                | 96.3   |
| 2003                                       | 98.4  | 90.5                                    | 91.0                 | 91.0                                       | 95.4                  | 97.4                                | 95.0  | 93.0                            | 93.6                                | 91.7   |
| 2004                                       | 93.4  | 91.8                                    | 90.4                 | 90.4                                       | 89.9                  | 97.1                                | 88.5  | 90.5                            | 93.0                                | 85.2   |
| 2005                                       | 90.5  | 96.2                                    | 91.1                 | 91.1                                       | 89.1                  | 97.8                                | 87.4  | 90.3                            | 94.2                                | 82.1   |
| 2006                                       | 89.0  | 98.8                                    | 92.6                 | 92.6                                       | 90.1                  | 99.0                                | 88.4  | 91.0                            | 96.5                                | 79.4   |
| 2007                                       | 88.0  | 100.9                                   | 96.7                 | 96.7                                       | 91.6                  | 98.4                                | 90.3  | 92.2                            | 98.1                                | 79.7   |
| 2007 年 7 月                                 |   |   |                      |  |                       |                                     |   |                                 |                                     |  |
| 8  | 87.8  | 100.9                                   | 96.3                 | 96.3                                       | 91.7                  | 98.3                                | 90.5  | 92.4                            | 98.0                                | 80.7   |
| 9  | 87.8  | 101.3                                   | 96.5                 | 96.5                                       | 91.7                  | 98.3                                | 90.5  | 92.4                            | 98.0                                | 80.7   |
| 10   | 87.8  | 101.3                                   | 98.4                 | 98.4                                       | 91.7                  | 98.3                                | 90.5  | 92.4                            | 98.0                                | 80.7   |
| 11   | 88.5  | 101.6                                   | 98.1                 | 98.1                                       | 91.7                  | 98.3                                | 90.5  | 92.7                            | 98.4                                | 80.7   |
| 12   | 88.8  | 101.6                                   | 98.1                 | 98.1                                       | 91.7                  | 98.3                                | 90.5  | 92.7                            | 98.4                                | 80.7   |
| 2008 年 1 月                                 |   |   |                      |  |                       |                                     |   |                                 |                                     |  |
| 2  | 88.8  | 102.1                                   | 98.9                 | 98.9                                       | 91.8                  | 98.6                                | 90.5  | 92.7                            | 98.4                                | 80.7   |
| 3  | 88.8  | 102.5                                   | 98.9                 | 98.9                                       | 91.9                  | 98.6                                | 90.6  | 92.7                            | 98.4                                | 80.7   |
| 4  | 88.8  | 103.2                                   | 98.9                 | 98.9                                       | 91.9                  | 98.6                                | 90.6  | 92.7                            | 98.4                                | 80.7   |
| 5  | 88.8  | 103.4                                   | 98.9                 | 98.9                                       | 91.9                  | 98.6                                | 90.6  | 92.7                            | 98.4                                | 80.7   |
| 6  | 88.8  | 104.8                                   | 98.9                 | 98.9                                       | 91.9                  | 98.6                                | 90.6  | 92.7                            | 98.4                                | 80.7   |
| 7  | 88.8  | 105.5                                   | 98.9                 | 98.9                                       | 91.5                  | 98.6                                | 90.2  | 93.0                            | 98.8                                | 80.7   |
| 7  | 88.8  | 109.5                                   | 98.9                 | 98.9                                       | 91.6                  | 98.6                                | 90.3  | 93.3                            | 99.2                                | 80.7   |

2. 建設総合中分類別指数【仙台(1)】

Construction general index by intermediate classification 【Sendai(1)】

平成12年平均=100  
2000 average=100

| 大・中分類<br>ウエイト(1万分比)<br>Weight (Per 10,000) | 建設総合<br>General | 農産物<br>Agricultural Products |                              | 鉱産物<br>Mineral products         |                                 | 繊維製品<br>Textile products          |                                     |              | 紙・木製品<br>Paper & wood products |      |
|--|-----------------|------------------------------|------------------------------|---------------------------------|---------------------------------|-----------------------------------|-------------------------------------|--------------|--------------------------------|------|
|  |                 | 農産物<br>Agricultural Products | 農産物<br>Agricultural Products | 砂利・碎石<br>Gravel & crushed stone | 砂利・碎石<br>Gravel & crushed stone | 畳・わら加工品<br>Tatami & process straw | 繊維工業製品<br>Textile industry products | 製材<br>Lumber | 製材<br>Lumber                   |      |
| 年月<br>Year Month                           | 10,000          | 94                           | 94                           | 408                             | 408                             | 79                                | 16                                  | 63           | 1,750                          | 602  |
| 2002年 平均                                   | 96.9            | 97.8                         | 97.8                         | 93.7                            | 93.7                            | 93.0                              | 98.4                                | 91.7         | 95.1                           | 96.5 |
| 2003                                       | 95.3            | 97.5                         | 97.5                         | 91.5                            | 91.5                            | 89.0                              | 98.4                                | 86.7         | 94.2                           | 96.8 |
| 2004                                       | 94.3            | 95.7                         | 95.7                         | 91.5                            | 91.5                            | 85.5                              | 98.4                                | 82.3         | 94.3                           | 97.9 |
| 2005                                       | 95.9            | 94.6                         | 94.6                         | 91.5                            | 91.5                            | 85.3                              | 98.4                                | 82.1         | 93.7                           | 97.3 |
| 2006                                       | 98.4            | 93.6                         | 93.6                         | 91.5                            | 91.5                            | 85.3                              | 98.6                                | 82.0         | 96.6                           | 96.5 |
| 2007                                       | 101.2           | 93.7                         | 93.7                         | 91.5                            | 91.5                            | 85.2                              | 98.8                                | 81.8         | 99.5                           | 97.1 |
| 2007年 7月                                   | 101.5           | 93.7                         | 93.7                         | 91.5                            | 91.5                            | 84.9                              | 98.8                                | 81.5         | 99.7                           | 97.3 |
| 8  | 101.5           | 93.7                         | 93.7                         | 91.5                            | 91.5                            | 84.9                              | 98.8                                | 81.5         | 98.9                           | 97.3 |
| 9  | 101.6           | 93.7                         | 93.7                         | 91.5                            | 91.5                            | 85.5                              | 98.8                                | 82.2         | 98.9                           | 97.3 |
| 10   | 101.8           | 93.7                         | 93.7                         | 91.5                            | 91.5                            | 85.8                              | 98.8                                | 82.6         | 97.9                           | 97.3 |
| 11   | 101.8           | 93.7                         | 93.7                         | 91.5                            | 91.5                            | 85.8                              | 98.8                                | 82.6         | 97.9                           | 97.3 |
| 12   | 101.7           | 93.7                         | 93.7                         | 91.5                            | 91.5                            | 85.8                              | 98.8                                | 82.6         | 97.0                           | 97.3 |
| 2008年 1月                                   | 101.6           | 93.7                         | 93.7                         | 91.5                            | 91.5                            | 85.8                              | 98.8                                | 82.6         | 96.3                           | 97.3 |
| 2  | 102.9           | 93.7                         | 93.7                         | 91.5                            | 91.5                            | 85.8                              | 98.8                                | 82.6         | 96.3                           | 97.3 |
| 3  | 104.4           | 93.7                         | 93.7                         | 92.3                            | 92.3                            | 85.8                              | 98.8                                | 82.6         | 96.4                           | 97.3 |
| 4  | 105.4           | 93.7                         | 93.7                         | 92.3                            | 92.3                            | 85.8                              | 98.8                                | 82.6         | 96.4                           | 97.3 |
| 5  | 107.0           | 93.7                         | 93.7                         | 92.3                            | 92.3                            | 87.3                              | 98.8                                | 84.5         | 96.4                           | 97.3 |
| 6  | 108.8           | 94.7                         | 94.7                         | 92.3                            | 92.3                            | 88.0                              | 98.8                                | 85.3         | 96.7                           | 97.3 |
| 7  | 110.4           | 94.7                         | 94.7                         | 92.3                            | 92.3                            | 88.0                              | 98.8                                | 85.3         | 97.4                           | 97.3 |

| 大・中分類<br>ウエイト(1万分比)<br>Weight (Per 10,000) | 紙・木製品<br>Paper & wood products |                                       |  |  | 化学製品<br>Chemical products |                                     |  | 石油製品・舗装材料<br>Petroleum products & Paving materials |                          |       |
|--|--------------------------------|---------------------------------------|--|--|---------------------------|-------------------------------------|--|--|--------------------------|-------|
|  | 合板<br>Plywood                  | 建設用木製品等<br>Construction wood products | 家具・建具・装備品<br>Furniture & fixture & equipment | 紙・紙加工品<br>Paper & process paper products | 塗料<br>Paints              | その他の化学製品<br>Other chemical products | 石油製品・舗装材料<br>Petroleum products & Paving materials | 石油製品<br>Petroleum products                         | 舗装材料<br>Paving materials |       |
| 年月<br>Year Month                           | 244                            | 440                                   | 355  | 108                                      | 144                       | 105                                 | 39   | 378  | 157                      | 221   |
| 2002年 平均                                   | 94.9                           | 91.1                                  | 97.9   | 95.7                                     | 97.6                      | 97.1                                | 99.0   | 101.1  | 102.4                    | 100.3 |
| 2003                                       | 95.3                           | 88.3                                  | 96.1   | 94.6                                     | 96.1                      | 95.1                                | 98.6   | 101.5  | 105.4                    | 98.8  |
| 2004                                       | 100.1                          | 84.9                                  | 97.2   | 90.0                                     | 92.7                      | 90.6                                | 98.3   | 102.8  | 111.2                    | 96.8  |
| 2005                                       | 99.0                           | 84.9                                  | 97.0   | 86.4                                     | 92.7                      | 90.5                                | 98.4   | 114.3  | 129.0                    | 103.8 |
| 2006                                       | 120.2                          | 84.9                                  | 95.5   | 95.5                                     | 92.9                      | 90.5                                | 99.1   | 130.4  | 152.3                    | 114.8 |
| 2007                                       | 135.4                          | 85.7                                  | 96.7   | 97.3                                     | 92.9                      | 90.5                                | 99.2   | 137.5  | 160.3                    | 121.2 |
| 2007年 7月                                   | 137.5                          | 84.9                                  | 96.8   | 97.3                                     | 92.9                      | 90.5                                | 99.2   | 137.6  | 161.3                    | 120.6 |
| 8  | 132.0                          | 84.9                                  | 96.8   | 97.3                                     | 92.9                      | 90.5                                | 99.2   | 138.0  | 161.4                    | 121.3 |
| 9  | 128.2                          | 87.2                                  | 96.8   | 97.3                                     | 92.9                      | 90.5                                | 99.2   | 138.1  | 161.6                    | 121.4 |
| 10   | 121.0                          | 87.2                                  | 96.8   | 97.3                                     | 92.9                      | 90.5                                | 99.2   | 138.8  | 163.3                    | 121.4 |
| 11   | 120.7                          | 87.2                                  | 96.8   | 97.3                                     | 92.9                      | 90.5                                | 99.2   | 140.0  | 165.2                    | 122.1 |
| 12   | 114.0                          | 87.2                                  | 96.8   | 97.3                                     | 92.9                      | 90.5                                | 99.2   | 145.6  | 176.7                    | 123.4 |
| 2008年 1月                                   | 109.5                          | 87.2                                  | 96.8   | 97.3                                     | 93.1                      | 90.5                                | 99.9   | 145.7  | 177.0                    | 123.4 |
| 2  | 109.5                          | 87.2                                  | 96.8   | 97.3                                     | 93.1                      | 90.5                                | 99.9   | 146.5  | 177.8                    | 124.3 |
| 3  | 110.1                          | 87.2                                  | 96.8   | 97.3                                     | 93.1                      | 90.5                                | 99.9   | 150.4  | 179.4                    | 129.7 |
| 4  | 110.1                          | 87.2                                  | 96.8   | 97.3                                     | 93.1                      | 90.5                                | 99.9   | 144.6  | 165.6                    | 129.7 |
| 5  | 110.1                          | 87.2                                  | 96.8   | 97.3                                     | 93.3                      | 90.5                                | 100.8  | 155.9  | 192.2                    | 130.1 |
| 6  | 110.1                          | 87.2                                  | 96.8   | 101.5                                    | 93.3                      | 90.5                                | 100.8  | 164.3  | 212.3                    | 130.1 |
| 7  | 111.5                          | 89.4                                  | 96.8   | 101.5                                    | 96.7                      | 95.0                                | 101.3  | 169.9  | 225.7                    | 130.1 |

2. 建設総合中分類別指数【仙台(2)】

Construction general index by intermediate classification 【Sendai(2)】

平成12年平均=100  
2000 average=100

| 大・中分類                             |                   | 窯業・土石製品                               |                        |                                |                                |              |         |                         |                    | 鉄 鋼   |  |
|-----------------------------------|-------------------|---------------------------------------|------------------------|--------------------------------|--------------------------------|--------------|---------|-------------------------|--------------------|-------|--|
| ウエイト(1万分比)<br>Weight (Per 10,000) | 年 月<br>Year Month | 耐火物                                   | 他の建設用<br>土石製品          | ガラス・<br>ガラス製品                  | 陶磁器                            | セメント         | 生コンクリート | セメント製品                  | その他の窯業<br>・土石製品    | 鉄 鋼   |  |
|                                   |                   | Ceramics,<br>stone & clay<br>products | Fire proof<br>products | Other stone &<br>clay products | Glass &<br>related<br>Products | Ceramic ware | Cement  | Ready mixed<br>concrete | Cement<br>products |       | Other<br>ceramics,<br>stone & clay<br>products |
|                                   |                   | 2,442                                 | 47                     | 121                            | 76                             | 141          | 54      | 961                     | 881                | 162   | 600  |
|                                   | 2002年 平均          | 100.4                                 | 97.3                   | 94.0                           | 98.2                           | 90.4         | 97.4    | 104.6                   | 99.2               | 98.1  | 99.8   |
|                                   | 2003              | 96.7                                  | 97.3                   | 93.5                           | 96.8                           | 83.5         | 96.1    | 97.7                    | 97.9               | 97.5  | 107.2  |
|                                   | 2004              | 87.1                                  | 97.3                   | 96.2                           | 96.0                           | 76.4         | 91.3    | 76.0                    | 96.2               | 97.4  | 136.4  |
|                                   | 2005              | 86.6                                  | 97.3                   | 99.9                           | 95.6                           | 76.4         | 92.8    | 74.1                    | 96.1               | 98.2  | 148.3  |
|                                   | 2006              | 87.3                                  | 97.3                   | 101.3                          | 94.9                           | 76.4         | 93.0    | 75.5                    | 96.3               | 98.8  | 149.1  |
|                                   | 2007              | 89.3                                  | 97.3                   | 103.4                          | 95.1                           | 82.5         | 93.0    | 79.0                    | 96.3               | 100.7 | 162.8  |
|                                   | 2007年 7月          | 89.2                                  | 97.3                   | 104.6                          | 95.4                           | 82.2         | 93.0    | 79.0                    | 96.3               | 99.5  | 165.4  |
|                                   | 8                 | 89.6                                  | 97.3                   | 104.6                          | 95.4                           | 84.0         | 93.0    | 79.0                    | 96.3               | 102.8 | 165.7  |
|                                   | 9                 | 89.6                                  | 97.3                   | 104.6                          | 95.1                           | 84.0         | 93.0    | 79.0                    | 96.3               | 102.8 | 167.3  |
|                                   | 10                | 89.6                                  | 97.3                   | 104.6                          | 95.1                           | 84.0         | 93.0    | 79.0                    | 96.3               | 102.8 | 168.6  |
|                                   | 11                | 89.6                                  | 97.3                   | 104.6                          | 95.1                           | 84.0         | 93.0    | 79.0                    | 96.3               | 102.8 | 168.1  |
|                                   | 12                | 89.7                                  | 97.3                   | 107.3                          | 95.1                           | 84.8         | 93.0    | 79.0                    | 96.3               | 102.8 | 167.9  |
|                                   | 2008年 1月          | 89.7                                  | 97.3                   | 107.3                          | 95.1                           | 84.8         | 93.0    | 79.0                    | 96.3               | 102.8 | 167.6  |
|                                   | 2                 | 89.8                                  | 101.1                  | 107.3                          | 95.1                           | 84.8         | 93.0    | 79.0                    | 96.3               | 102.8 | 180.5  |
|                                   | 3                 | 89.8                                  | 101.1                  | 107.3                          | 95.1                           | 84.8         | 93.0    | 79.0                    | 96.3               | 103.2 | 192.5  |
|                                   | 4                 | 89.8                                  | 101.1                  | 107.3                          | 95.1                           | 84.8         | 93.0    | 79.0                    | 96.3               | 103.2 | 206.8  |
|                                   | 5                 | 89.9                                  | 101.1                  | 107.3                          | 95.1                           | 84.8         | 93.0    | 79.0                    | 96.3               | 103.7 | 217.8  |
|                                   | 6                 | 90.2                                  | 101.1                  | 107.3                          | 95.1                           | 84.5         | 106.1   | 79.0                    | 96.5               | 103.7 | 230.0  |
|                                   | 7                 | 91.1                                  | 101.1                  | 107.3                          | 95.1                           | 84.5         | 106.1   | 81.3                    | 96.5               | 104.0 | 234.8  |

| 大・中分類                             |                   | 鉄 鋼 Iron & Steel    |             |  |   | 非鉄金属  |                        |                            | 金属製品  |                                |                |
|-----------------------------------|-------------------|---------------------|-------------|--|---|-------|------------------------|----------------------------|-------|--------------------------------|----------------|
| ウエイト(1万分比)<br>Weight (Per 10,000) | 年 月<br>Year Month | 熱間圧延<br>鋼 材         | 鋼 管         | 冷間・メッキ<br>鋼 材                          | 鋳造品・<br>他の鉄鋼製品  | 非鉄金属  | 電線・ケーブル・<br>光ファイバーケーブル | その他の<br>非鉄金属               | 金属製品  | 建設用<br>金属製品                    | 建築用<br>金属製品    |
|                                   |                   | Hot rolled<br>Steel | Steel pipes | Cold rolled<br>steel &<br>coated steel | Casting<br>products and<br>other iron & steel<br>products |       | Non-ferrous<br>metals  | Electric wires<br>& cables |       | Other<br>non-ferrous<br>metals | Metal products |
|                                   |                   | 333                 | 117         | 74                                     | 76  | 249   | 222                    | 27                         | 2,778 | 1,248                          | 1,006          |
|                                   | 2002年 平均          | 104.5               | 95.2        | 97.4                                   | 88.6  | 92.8  | 92.0                   | 99.4                       | 94.8  | 96.5                           | 92.0           |
|                                   | 2003              | 119.0               | 92.6        | 98.1                                   | 87.3  | 89.5  | 88.5                   | 98.1                       | 93.4  | 96.9                           | 88.9           |
|                                   | 2004              | 167.0               | 100.0       | 106.2                                  | 87.7  | 95.1  | 93.7                   | 106.0                      | 92.6  | 98.6                           | 84.9           |
|                                   | 2005              | 179.7               | 110.7       | 123.3                                  | 93.2  | 101.2 | 100.0                  | 110.9                      | 94.4  | 101.6                          | 85.5           |
|                                   | 2006              | 180.2               | 115.0       | 120.4                                  | 93.3  | 127.8 | 127.8                  | 127.8                      | 96.0  | 103.0                          | 87.6           |
|                                   | 2007              | 198.2               | 132.4       | 122.9                                  | 93.3  | 143.4 | 142.6                  | 150.0                      | 96.4  | 104.2                          | 86.6           |
|                                   | 2007年 7月          | 201.4               | 136.2       | 123.2                                  | 93.3  | 149.3 | 149.2                  | 150.9                      | 96.2  | 104.2                          | 86.3           |
|                                   | 8                 | 201.6               | 137.2       | 123.2                                  | 93.3  | 149.3 | 149.2                  | 150.9                      | 96.4  | 104.6                          | 86.3           |
|                                   | 9                 | 204.3               | 137.6       | 123.8                                  | 93.3  | 146.0 | 145.5                  | 150.9                      | 96.5  | 104.8                          | 86.3           |
|                                   | 10                | 207.0               | 136.8       | 123.8                                  | 93.3  | 147.8 | 147.1                  | 153.7                      | 97.3  | 105.1                          | 87.8           |
|                                   | 11                | 206.7               | 135.0       | 123.8                                  | 93.3  | 145.8 | 144.8                  | 153.9                      | 97.3  | 105.1                          | 87.8           |
|                                   | 12                | 206.4               | 134.3       | 123.8                                  | 93.3  | 140.2 | 138.2                  | 156.7                      | 97.4  | 105.2                          | 87.8           |
|                                   | 2008年 1月          | 206.3               | 133.3       | 123.8                                  | 93.3  | 140.2 | 138.2                  | 156.7                      | 97.5  | 105.2                          | 87.8           |
|                                   | 2                 | 227.1               | 132.9       | 124.4                                  | 103.6   | 140.1 | 138.1                  | 156.7                      | 99.0  | 108.6                          | 87.8           |
|                                   | 3                 | 248.1               | 132.4       | 128.3                                  | 103.6   | 146.6 | 145.3                  | 156.7                      | 100.4 | 111.6                          | 87.8           |
|                                   | 4                 | 271.6               | 135.3       | 134.3                                  | 103.6   | 144.2 | 142.7                  | 156.7                      | 102.0 | 114.9                          | 87.8           |
|                                   | 5                 | 288.9               | 139.8       | 137.9                                  | 103.6   | 146.6 | 145.3                  | 156.7                      | 103.7 | 118.4                          | 87.8           |
|                                   | 6                 | 309.9               | 140.3       | 141.9                                  | 103.6   | 145.7 | 144.4                  | 156.7                      | 105.8 | 121.8                          | 89.3           |
|                                   | 7                 | 315.3               | 144.8       | 149.0                                  | 103.6   | 150.2 | 148.0                  | 168.8                      | 108.1 | 125.4                          | 89.7           |

2. 建設総合中分類別指数【仙台(3)】

Construction general index by intermediate classification 【Sendai(3)】

平成12年平均=100  
2000 average=100

| 大・中分類<br>ウエイト(1万分比)<br>Weight (Per 10,000) | 金属製品 Metal products                                   |   | 一般機械                         |  | 電気機械                          |                                     |   | 他の製造工業製品                        |                                     |  |
|--|---|---|------------------------------|--|-------------------------------|-------------------------------------|---|---------------------------------|-------------------------------------|--|
|  | ガス・石油・<br>暖厨房装置<br>Gas & Oil<br>heating<br>appliances | その他の<br>金属製品<br>Other metal<br>products | 一般機械<br>General<br>machinery | 一般機械<br>General<br>industrial<br>machinery | 電気機械<br>Electric<br>machinery | 重電機器<br>Heavy electric<br>equipment | その他の<br>電気機械<br>Other electric<br>machinery | Other<br>industrial<br>products | プラスチック<br>製品<br>Plastic<br>products | その他の<br>製造工業製品<br>Other<br>manufacturing<br>products |
| 年 月<br>Year Month                          | 202   | 322                                     | 193                          | 193  | 293                           | 47                                  | 247   | 592                             | 402                                 | 190  |
| 2002 年 平均                                  | 99.2  | 93.6                                    | 96.7                         | 96.7                                       | 98.6                          | 98.1                                | 98.7  | 96.2                            | 96.1                                | 96.3   |
| 2003                                       | 98.4  | 90.8                                    | 91.0                         | 91.0                                       | 95.4                          | 97.4                                | 95.0  | 93.3                            | 94.0                                | 91.7   |
| 2004                                       | 93.4  | 92.3                                    | 90.4                         | 90.4                                       | 89.9                          | 97.1                                | 88.5  | 90.8                            | 93.5                                | 85.2   |
| 2005                                       | 90.5  | 97.0                                    | 91.3                         | 91.3                                       | 89.1                          | 97.8                                | 87.4  | 90.9                            | 95.0                                | 82.1   |
| 2006                                       | 89.1  | 99.5                                    | 92.8                         | 92.8                                       | 90.1                          | 99.0                                | 88.4  | 91.4                            | 97.0                                | 79.4   |
| 2007                                       | 88.1  | 101.6                                   | 96.9                         | 96.9                                       | 91.6                          | 98.4                                | 90.3  | 92.6                            | 98.6                                | 79.7   |
| 2007 年 7 月                                 |   |   |                              |  |                               |                                     |   |                                 |                                     |  |
| 8  | 87.8  | 101.6                                   | 96.5                         | 96.5                                       | 91.7                          | 98.3                                | 90.5  | 92.8                            | 98.5                                | 80.7   |
| 9  | 87.8  | 102.0                                   | 96.7                         | 96.7                                       | 91.7                          | 98.3                                | 90.5  | 92.8                            | 98.5                                | 80.7   |
| 10   | 87.8  | 102.0                                   | 98.6                         | 98.6                                       | 91.7                          | 98.3                                | 90.5  | 92.8                            | 98.5                                | 80.7   |
| 11   | 88.5  | 102.3                                   | 98.3                         | 98.3                                       | 91.7                          | 98.3                                | 90.5  | 93.0                            | 98.9                                | 80.7   |
| 12   | 88.8  | 102.3                                   | 98.3                         | 98.3                                       | 91.7                          | 98.3                                | 90.5  | 93.0                            | 98.9                                | 80.7   |
| 2008 年 1 月                                 |   |   |                              |  |                               |                                     |   |                                 |                                     |  |
| 2  | 88.8  | 102.6                                   | 98.3                         | 98.3                                       | 91.7                          | 98.3                                | 90.5  | 93.0                            | 98.9                                | 80.7   |
| 3  | 88.8  | 102.8                                   | 99.1                         | 99.1                                       | 91.8                          | 98.6                                | 90.5  | 93.0                            | 98.9                                | 80.7   |
| 4  | 88.8  | 103.2                                   | 99.1                         | 99.1                                       | 91.9                          | 98.6                                | 90.6  | 93.0                            | 98.9                                | 80.7   |
| 5  | 88.8  | 103.9                                   | 99.1                         | 99.1                                       | 91.9                          | 98.6                                | 90.6  | 93.0                            | 98.9                                | 80.7   |
| 6  | 88.8  | 104.1                                   | 99.1                         | 99.1                                       | 91.9                          | 98.6                                | 90.6  | 93.0                            | 98.9                                | 80.7   |
| 7  | 88.8  | 105.6                                   | 99.1                         | 99.1                                       | 91.9                          | 98.6                                | 90.6  | 93.0                            | 98.9                                | 80.7   |
|  | 88.8  | 106.0                                   | 99.1                         | 99.1                                       | 91.5                          | 98.6                                | 90.2  | 93.4                            | 99.4                                | 80.7   |
|  | 88.8  | 110.4                                   | 99.1                         | 99.1                                       | 91.6                          | 98.6                                | 90.3  | 93.6                            | 99.8                                | 80.7   |



2. 建設総合中分類別指数【札幌(1)】

Construction general index by intermediate classification 【Sapporo(1)】

平成12年平均=100  
2000 average=100

| 大・中分類<br>ウエイト(1万分比)<br>Weight (Per 10,000) | 建設総合<br>General | 農産物<br>Agricultural Products |                              | 鉱産物<br>Mineral products         |                                 | 繊維製品<br>Textile products          |                                     |              | 紙・木製品<br>Paper & wood products |      |
|--|-----------------|------------------------------|------------------------------|---------------------------------|---------------------------------|-----------------------------------|-------------------------------------|--------------|--------------------------------|------|
|  |                 | 農産物<br>Agricultural Products | 農産物<br>Agricultural Products | 砂利・碎石<br>Gravel & crushed stone | 砂利・碎石<br>Gravel & crushed stone | 畳・わら加工品<br>Tatami & process straw | 繊維工業製品<br>Textile industry products | 製材<br>Lumber |                                |      |
| 年月<br>Year Month                           | 10,000          | 94                           | 94                           | 408                             | 408                             | 79                                | 16                                  | 63           | 1,750                          | 602  |
| 2002年 平均                                   | 94.5            | 95.6                         | 95.6                         | 97.0                            | 97.0                            | 92.0                              | 93.6                                | 91.6         | 93.9                           | 95.0 |
| 2003                                       | 95.6            | 92.5                         | 92.5                         | 95.1                            | 95.1                            | 87.9                              | 93.6                                | 86.5         | 91.0                           | 92.2 |
| 2004                                       | 98.9            | 89.9                         | 89.9                         | 92.6                            | 92.6                            | 84.2                              | 93.6                                | 81.8         | 90.1                           | 91.3 |
| 2005                                       | 101.3           | 89.3                         | 89.3                         | 92.1                            | 92.1                            | 83.5                              | 91.5                                | 81.6         | 89.3                           | 89.2 |
| 2006                                       | 103.6           | 89.3                         | 89.3                         | 89.8                            | 89.8                            | 83.3                              | 91.0                                | 81.4         | 92.7                           | 88.3 |
| 2007                                       | 105.8           | 89.2                         | 89.2                         | 90.0                            | 90.0                            | 83.2                              | 91.0                                | 81.3         | 95.4                           | 92.0 |
| 2007年 7月                                   | 106.0           | 89.2                         | 89.2                         | 89.8                            | 89.8                            | 82.9                              | 91.0                                | 80.9         | 95.7                           | 92.3 |
| 8  | 106.1           | 89.2                         | 89.2                         | 89.8                            | 89.8                            | 82.9                              | 91.0                                | 80.9         | 94.6                           | 92.3 |
| 9  | 106.1           | 89.2                         | 89.2                         | 89.8                            | 89.8                            | 83.5                              | 91.0                                | 81.6         | 94.6                           | 92.3 |
| 10   | 106.6           | 89.2                         | 89.2                         | 89.8                            | 89.8                            | 83.9                              | 91.0                                | 82.1         | 94.1                           | 92.3 |
| 11   | 106.6           | 89.2                         | 89.2                         | 91.2                            | 91.2                            | 83.9                              | 91.0                                | 82.1         | 93.6                           | 92.3 |
| 12   | 106.7           | 89.2                         | 89.2                         | 91.2                            | 91.2                            | 83.9                              | 91.0                                | 82.1         | 93.6                           | 92.3 |
| 2008年 1月                                   | 106.6           | 89.4                         | 89.4                         | 91.2                            | 91.2                            | 83.9                              | 91.0                                | 82.1         | 93.1                           | 92.3 |
| 2  | 107.5           | 89.4                         | 89.4                         | 91.2                            | 91.2                            | 83.9                              | 91.0                                | 82.1         | 92.6                           | 92.3 |
| 3  | 108.8           | 89.4                         | 89.4                         | 91.2                            | 91.2                            | 83.9                              | 91.0                                | 82.1         | 92.5                           | 92.3 |
| 4  | 109.6           | 91.0                         | 91.0                         | 91.2                            | 91.2                            | 83.9                              | 91.0                                | 82.1         | 92.4                           | 92.3 |
| 5  | 111.2           | 91.0                         | 91.0                         | 91.2                            | 91.2                            | 85.3                              | 91.0                                | 83.9         | 92.4                           | 92.3 |
| 6  | 112.9           | 91.0                         | 91.0                         | 91.2                            | 91.2                            | 86.0                              | 91.0                                | 84.8         | 92.7                           | 92.3 |
| 7  | 114.3           | 91.0                         | 91.0                         | 91.2                            | 91.2                            | 86.0                              | 91.0                                | 84.8         | 92.9                           | 90.6 |

| 大・中分類<br>ウエイト(1万分比)<br>Weight (Per 10,000) | 紙・木製品<br>Paper & wood products |                                       |  |  | 化学製品<br>Chemical products |                                     |  | 石油製品・舗装材料<br>Petroleum products & Paving materials |                          |       |
|--|--------------------------------|---------------------------------------|--|--|---------------------------|-------------------------------------|--|--|--------------------------|-------|
|  | 合板<br>Plywood                  | 建設用木製品等<br>Construction wood products | 家具・建具・装備品<br>Furniture & fixture & equipment | 紙・紙加工品<br>Paper & process paper products | 塗料<br>Paints              | その他の化学製品<br>Other chemical products | 石油製品・舗装材料<br>Petroleum products & Paving materials | 石油製品<br>Petroleum products                         | 舗装材料<br>Paving materials |       |
| 年月<br>Year Month                           | 244                            | 440                                   | 355  | 108                                      | 144                       | 105                                 | 39   | 378  | 157                      | 221   |
| 2002年 平均                                   | 89.5                           | 91.1                                  | 97.9   | 95.6                                     | 96.8                      | 96.5                                | 97.5   | 100.8  | 102.7                    | 99.5  |
| 2003                                       | 84.5                           | 88.3                                  | 95.8   | 94.1                                     | 95.4                      | 94.8                                | 97.1   | 101.7  | 105.3                    | 99.0  |
| 2004                                       | 89.2                           | 85.0                                  | 96.5   | 85.6                                     | 93.6                      | 92.3                                | 97.0   | 104.4  | 111.1                    | 99.5  |
| 2005                                       | 89.0                           | 85.0                                  | 96.4   | 83.8                                     | 93.1                      | 92.3                                | 95.2   | 117.6  | 132.7                    | 106.9 |
| 2006                                       | 114.4                          | 85.0                                  | 94.9   | 92.7                                     | 93.2                      | 92.3                                | 95.6   | 131.2  | 150.4                    | 117.6 |
| 2007                                       | 121.8                          | 85.8                                  | 95.2   | 94.5                                     | 93.2                      | 92.3                                | 95.7   | 134.9  | 155.6                    | 120.2 |
| 2007年 7月                                   | 124.6                          | 85.1                                  | 95.3   | 94.5                                     | 93.2                      | 92.3                                | 95.7   | 134.4  | 155.3                    | 119.5 |
| 8  | 116.2                          | 85.1                                  | 95.3   | 94.5                                     | 93.2                      | 92.3                                | 95.7   | 136.4  | 159.4                    | 120.1 |
| 9  | 112.6                          | 87.3                                  | 95.3   | 94.5                                     | 93.2                      | 92.3                                | 95.7   | 136.5  | 159.5                    | 120.1 |
| 10   | 109.2                          | 87.3                                  | 95.3   | 94.5                                     | 93.2                      | 92.3                                | 95.7   | 136.5  | 159.5                    | 120.1 |
| 11   | 105.7                          | 87.3                                  | 95.3   | 94.5                                     | 93.2                      | 92.3                                | 95.7   | 138.9  | 164.5                    | 120.7 |
| 12   | 105.2                          | 87.3                                  | 95.3   | 94.5                                     | 93.2                      | 92.3                                | 95.7   | 143.5  | 175.5                    | 120.7 |
| 2008年 1月                                   | 101.6                          | 87.2                                  | 95.3   | 94.5                                     | 93.4                      | 92.3                                | 96.4   | 143.9  | 176.4                    | 120.7 |
| 2  | 98.4                           | 87.2                                  | 95.3   | 94.5                                     | 93.4                      | 92.3                                | 96.4   | 146.7  | 176.5                    | 125.6 |
| 3  | 97.9                           | 87.2                                  | 95.3   | 94.5                                     | 93.4                      | 92.3                                | 96.4   | 146.8  | 176.5                    | 125.6 |
| 4  | 96.9                           | 87.2                                  | 95.3   | 94.5                                     | 94.3                      | 92.3                                | 99.8   | 138.3  | 156.2                    | 125.6 |
| 5  | 96.9                           | 87.2                                  | 95.3   | 94.5                                     | 94.6                      | 92.3                                | 100.8  | 149.2  | 181.7                    | 125.9 |
| 6  | 96.9                           | 87.2                                  | 95.3   | 98.7                                     | 94.6                      | 92.3                                | 100.8  | 158.7  | 204.8                    | 126.0 |
| 7  | 98.8                           | 89.4                                  | 95.3   | 98.7                                     | 97.9                      | 96.7                                | 101.3  | 169.3  | 224.4                    | 130.1 |

2. 建設総合中分類別指数【札幌(2)】

Construction general index by intermediate classification 【Sapporo(2)】

平成12年平均=100  
2000 average=100

| 大・中分類                             |                   | 窯業・土石製品                               |                        |                                |                                |              |         |                         |                    | 鉄 鋼   |  |
|-----------------------------------|-------------------|---------------------------------------|------------------------|--------------------------------|--------------------------------|--------------|---------|-------------------------|--------------------|-------|--|
| ウエイト(1万分比)<br>Weight (Per 10,000) | 年 月<br>Year Month | 耐火物                                   | 他の建設用<br>土石製品          | ガラス・<br>ガラス製品                  | 陶磁器                            | セメント         | 生コンクリート | セメント製品                  | その他の窯業<br>・土石製品    | 鉄 鋼   |  |
|                                   |                   | Ceramics,<br>stone & clay<br>products | Fire proof<br>products | Other stone &<br>clay products | Glass &<br>related<br>Products | Ceramic ware | Cement  | Ready mixed<br>concrete | Cement<br>products |       | Other<br>ceramics,<br>stone & clay<br>products |
|                                   |                   | 2,442                                 | 47                     | 121                            | 76                             | 141          | 54      | 961                     | 881                | 162   | 600  |
|                                   | 2002年 平均          | 90.9                                  | 100.0                  | 88.9                           | 98.2                           | 90.6         | 84.2    | 82.1                    | 99.0               | 97.7  | 99.5   |
|                                   | 2003              | 99.0                                  | 100.0                  | 88.2                           | 96.6                           | 83.2         | 87.4    | 105.6                   | 97.0               | 97.1  | 108.7  |
|                                   | 2004              | 108.3                                 | 100.0                  | 88.6                           | 93.7                           | 74.6         | 89.3    | 131.7                   | 95.8               | 96.6  | 137.1  |
|                                   | 2005              | 111.4                                 | 100.0                  | 90.0                           | 93.2                           | 74.6         | 91.1    | 139.3                   | 95.6               | 98.6  | 147.9  |
|                                   | 2006              | 111.5                                 | 100.0                  | 91.9                           | 92.2                           | 74.6         | 92.1    | 139.3                   | 95.4               | 98.7  | 148.2  |
|                                   | 2007              | 112.1                                 | 100.0                  | 94.3                           | 92.5                           | 80.5         | 93.6    | 139.3                   | 95.5               | 99.7  | 160.9  |
|                                   | 2007年 7月          | 112.0                                 | 100.0                  | 94.7                           | 92.7                           | 80.3         | 93.6    | 139.3                   | 95.6               | 98.7  | 163.2  |
|                                   | 8                 | 112.4                                 | 100.0                  | 96.1                           | 92.7                           | 82.0         | 93.6    | 139.3                   | 95.6               | 101.4 | 163.6  |
|                                   | 9                 | 112.4                                 | 100.0                  | 96.1                           | 92.7                           | 82.0         | 93.6    | 139.3                   | 95.6               | 101.4 | 164.0  |
|                                   | 10                | 112.4                                 | 100.0                  | 96.1                           | 92.7                           | 82.0         | 93.6    | 139.3                   | 95.6               | 101.4 | 166.3  |
|                                   | 11                | 112.4                                 | 100.0                  | 96.1                           | 92.7                           | 82.0         | 93.6    | 139.3                   | 95.6               | 101.4 | 166.1  |
|                                   | 12                | 112.6                                 | 100.0                  | 98.8                           | 92.7                           | 82.7         | 93.6    | 139.3                   | 95.6               | 101.6 | 166.0  |
|                                   | 2008年 1月          | 112.6                                 | 100.0                  | 98.8                           | 92.7                           | 82.7         | 93.6    | 139.3                   | 95.6               | 101.6 | 165.7  |
|                                   | 2                 | 112.6                                 | 102.8                  | 98.8                           | 92.7                           | 82.7         | 93.6    | 139.3                   | 95.6               | 101.6 | 173.4  |
|                                   | 3                 | 112.6                                 | 102.8                  | 98.8                           | 92.7                           | 82.7         | 93.6    | 139.3                   | 95.6               | 102.2 | 185.5  |
|                                   | 4                 | 112.7                                 | 102.8                  | 98.8                           | 92.7                           | 82.7         | 93.6    | 139.3                   | 95.6               | 102.2 | 199.5  |
|                                   | 5                 | 112.9                                 | 102.8                  | 98.8                           | 92.7                           | 82.7         | 103.8   | 139.3                   | 95.6               | 102.2 | 209.5  |
|                                   | 6                 | 112.9                                 | 102.8                  | 98.8                           | 92.7                           | 82.5         | 103.8   | 139.3                   | 95.8               | 102.2 | 220.9  |
|                                   | 7                 | 113.0                                 | 102.8                  | 98.8                           | 92.7                           | 82.5         | 103.8   | 139.3                   | 95.8               | 102.4 | 225.1  |

| 大・中分類                             |                   | 鉄 鋼 Iron & Steel    |             |  |   | 非鉄金属  |                        |                            | 金属製品  |                                |                |
|-----------------------------------|-------------------|---------------------|-------------|--|---|-------|------------------------|----------------------------|-------|--------------------------------|----------------|
| ウエイト(1万分比)<br>Weight (Per 10,000) | 年 月<br>Year Month | 熱間圧延<br>鋼 材         | 鋼 管         | 冷間・メッキ<br>鋼 材                          | 鋳造品・<br>他の鉄鋼製品  | 非鉄金属  | 電線・ケーブル・<br>光ファイバーケーブル | その他の<br>非鉄金属               | 金属製品  | 建設用<br>金属製品                    | 建築用<br>金属製品    |
|                                   |                   | Hot rolled<br>Steel | Steel pipes | Cold rolled<br>steel &<br>coated steel | Casting<br>products and<br>other iron & steel<br>products |       | Non-ferrous<br>metals  | Electric wires<br>& cables |       | Other<br>non-ferrous<br>metals | Metal products |
|                                   |                   | 333                 | 117         | 74                                     | 76  | 249   | 222                    | 27                         | 2,778 | 1,248                          | 1,006          |
|                                   | 2002年 平均          | 104.0               | 95.5        | 97.1                                   | 88.3  | 92.7  | 91.9                   | 99.1                       | 94.9  | 97.0                           | 92.0           |
|                                   | 2003              | 121.7               | 93.2        | 98.0                                   | 86.2  | 89.4  | 88.4                   | 97.6                       | 93.6  | 97.8                           | 88.9           |
|                                   | 2004              | 168.6               | 99.4        | 106.7                                  | 86.6  | 94.5  | 93.2                   | 105.2                      | 92.8  | 99.4                           | 85.3           |
|                                   | 2005              | 180.4               | 109.3       | 120.0                                  | 91.9  | 100.4 | 99.3                   | 110.0                      | 94.8  | 102.5                          | 85.9           |
|                                   | 2006              | 179.3               | 113.5       | 121.0                                  | 92.0  | 126.8 | 126.9                  | 126.5                      | 96.4  | 104.1                          | 88.1           |
|                                   | 2007              | 195.8               | 129.6       | 123.8                                  | 92.0  | 142.8 | 142.2                  | 147.9                      | 96.9  | 105.3                          | 87.4           |
|                                   | 2007年 7月          | 198.6               | 133.2       | 124.2                                  | 92.0  | 148.6 | 148.5                  | 148.7                      | 96.6  | 105.1                          | 86.9           |
|                                   | 8                 | 199.1               | 134.0       | 124.2                                  | 92.0  | 148.8 | 148.8                  | 148.7                      | 97.0  | 105.8                          | 86.9           |
|                                   | 9                 | 199.6               | 134.2       | 124.7                                  | 92.0  | 145.5 | 145.1                  | 148.7                      | 97.0  | 105.9                          | 86.9           |
|                                   | 10                | 204.1               | 133.2       | 124.7                                  | 92.0  | 147.2 | 146.7                  | 151.4                      | 98.2  | 106.2                          | 89.4           |
|                                   | 11                | 204.3               | 131.7       | 124.7                                  | 92.0  | 145.2 | 144.4                  | 151.7                      | 98.3  | 106.4                          | 89.4           |
|                                   | 12                | 204.3               | 131.1       | 124.7                                  | 92.0  | 139.5 | 137.7                  | 154.4                      | 98.3  | 106.5                          | 89.4           |
|                                   | 2008年 1月          | 204.1               | 130.2       | 124.7                                  | 92.0  | 139.5 | 137.7                  | 154.4                      | 98.4  | 106.5                          | 89.4           |
|                                   | 2                 | 215.1               | 129.9       | 127.4                                  | 102.4   | 139.5 | 137.7                  | 154.4                      | 99.7  | 109.3                          | 89.4           |
|                                   | 3                 | 236.8               | 129.0       | 129.4                                  | 102.4   | 145.8 | 144.7                  | 154.4                      | 101.1 | 112.3                          | 89.4           |
|                                   | 4                 | 259.8               | 131.7       | 134.7                                  | 102.4   | 143.4 | 142.1                  | 154.4                      | 102.6 | 115.6                          | 89.4           |
|                                   | 5                 | 275.9               | 136.1       | 136.5                                  | 102.4   | 145.8 | 144.7                  | 154.4                      | 104.3 | 118.9                          | 89.4           |
|                                   | 6                 | 295.4               | 137.5       | 139.0                                  | 102.4   | 144.8 | 143.7                  | 154.4                      | 106.3 | 122.0                          | 90.9           |
|                                   | 7                 | 300.0               | 141.0       | 146.8                                  | 102.4   | 149.3 | 147.2                  | 166.3                      | 108.2 | 125.0                          | 91.3           |

2. 建設総合中分類別指数【札幌(3)】

Construction general index by intermediate classification 【Sapporo(3)】

平成12年平均=100  
2000 average=100

| 大・中分類<br>ウエイト(1万分比)<br>Weight (Per 10,000) | 金属製品 Metal products                                   |   | 一般機械                         |  | 電気機械                          |                                     |   | 他の製造工業製品                        |                                     |  |
|--|---|---|------------------------------|--|-------------------------------|-------------------------------------|---|---------------------------------|-------------------------------------|--|
|  | ガス・石油・<br>暖厨房装置<br>Gas & Oil<br>heating<br>appliances | その他の<br>金属製品<br>Other metal<br>products | 一般機械<br>General<br>machinery | 一般機械<br>General<br>industrial<br>machinery | 電気機械<br>Electric<br>machinery | 重電機器<br>Heavy electric<br>equipment | その他の<br>電気機械<br>Other electric<br>machinery | Other<br>industrial<br>products | プラスチック<br>製品<br>Plastic<br>products | その他の<br>製造工業製品<br>Other<br>manufacturing<br>products |
| 年 月<br>Year Month                          | 202   | 322                                     | 193                          | 193  | 293                           | 47                                  | 247   | 592                             | 402                                 | 190  |
| 2002 年 平均                                  | 99.4  | 92.6                                    | 96.8                         | 96.8                                       | 98.5                          | 98.1                                | 98.6  | 95.9                            | 95.7                                | 96.3   |
| 2003                                       | 98.6  | 89.3                                    | 90.8                         | 90.8                                       | 95.2                          | 97.4                                | 94.8  | 93.1                            | 93.7                                | 92.0   |
| 2004                                       | 93.0  | 90.6                                    | 90.1                         | 90.1                                       | 89.7                          | 97.1                                | 88.3  | 90.6                            | 93.1                                | 85.6   |
| 2005                                       | 90.0  | 95.4                                    | 90.8                         | 90.8                                       | 88.9                          | 97.8                                | 87.2  | 90.7                            | 94.5                                | 82.7   |
| 2006                                       | 88.6  | 97.8                                    | 92.3                         | 92.3                                       | 89.9                          | 99.0                                | 88.1  | 91.3                            | 96.7                                | 80.0   |
| 2007                                       | 87.6  | 99.9                                    | 96.4                         | 96.4                                       | 91.4                          | 98.4                                | 90.1  | 92.5                            | 98.3                                | 80.3   |
| 2007 年 7 月                                 | 87.4  | 99.9                                    | 96.1                         | 96.1                                       | 91.5                          | 98.3                                | 90.2  | 92.7                            | 98.2                                | 81.3   |
| 8  | 87.4  | 100.3                                   | 96.3                         | 96.3                                       | 91.5                          | 98.3                                | 90.2  | 92.7                            | 98.2                                | 81.3   |
| 9  | 87.4  | 100.4                                   | 98.1                         | 98.1                                       | 91.5                          | 98.3                                | 90.2  | 92.7                            | 98.2                                | 81.3   |
| 10   | 88.2  | 100.6                                   | 97.8                         | 97.8                                       | 91.5                          | 98.3                                | 90.2  | 93.0                            | 98.6                                | 81.3   |
| 11   | 88.4  | 100.6                                   | 97.8                         | 97.8                                       | 91.5                          | 98.3                                | 90.3  | 93.0                            | 98.6                                | 81.3   |
| 12   | 88.4  | 100.9                                   | 97.8                         | 97.8                                       | 91.5                          | 98.3                                | 90.3  | 93.0                            | 98.6                                | 81.3   |
| 2008 年 1 月                                 | 88.4  | 101.1                                   | 98.6                         | 98.6                                       | 91.6                          | 98.6                                | 90.3  | 93.0                            | 98.6                                | 81.3   |
| 2  | 88.4  | 101.5                                   | 98.6                         | 98.6                                       | 91.7                          | 98.6                                | 90.4  | 93.0                            | 98.6                                | 81.3   |
| 3  | 88.4  | 102.1                                   | 98.6                         | 98.6                                       | 91.7                          | 98.6                                | 90.4  | 93.0                            | 98.6                                | 81.3   |
| 4  | 88.4  | 102.3                                   | 98.6                         | 98.6                                       | 91.7                          | 98.6                                | 90.4  | 93.0                            | 98.6                                | 81.3   |
| 5  | 88.4  | 103.8                                   | 98.6                         | 98.6                                       | 91.7                          | 98.6                                | 90.4  | 93.0                            | 98.6                                | 81.3   |
| 6  | 88.4  | 104.2                                   | 98.6                         | 98.6                                       | 91.3                          | 98.6                                | 89.9  | 93.3                            | 99.0                                | 81.3   |
| 7  | 88.4  | 108.4                                   | 98.6                         | 98.6                                       | 91.4                          | 98.6                                | 90.1  | 93.6                            | 99.4                                | 81.3   |

### 3. 主要品目別指数【東京】 Index by item【Tokyo】

平成12年平均=100  
2000 average=100

| No.      | 1                                       | 2                                       | 3   | 4                    | 5                        | 6                                | 7  |
|----------|---|---|---|----------------------|--------------------------|----------------------------------|--|
| 建築費指数で使用 |   | ○                                       | ○   | ○                    | ○                        |                                  |  |
| 建材指数で使用  | ○                                       | ○                                       | ○   | ○                    | ○                        | ○                                | ○  |
|          | 生コンクリート18<br>Ready Mixed<br>Concrete 18 | 生コンクリート21<br>Ready Mixed<br>Concrete 21 | コンクリート<br>型枠用合板<br>Plywood Form<br>for Concrete | 異形棒鋼<br>Deformed Bar | H形鋼<br>H Shaped<br>Steel | 鋼板切板<br>Sheet<br>(Cut-to-length) | 熱延ステンレス板<br>Hot Rolled<br>Stainless<br>Steel Sheet |
| 2002年 平均 | 95.7                                    | 95.8                                    | 101.9   | 111.7                | 113.9                    | 91.2                             | 87.6   |
| 2003     | 95.7                                    | 95.8                                    | 98.3  | 139.1                | 138.2                    | 84.7                             | 79.9   |
| 2004     | 95.7                                    | 95.8                                    | 107.1   | 210.6                | 225.5                    | 115.8                            | 97.1   |
| 2005     | 95.7                                    | 95.8                                    | 106.2   | 220.6                | 236.8                    | 138.8                            | 106.9  |
| 2006     | 95.7                                    | 95.8                                    | 144.4   | 218.2                | 230.9                    | 136.4                            | 121.3  |
| 2007     | 95.7                                    | 95.8                                    | 147.4   | 254.5                | 235.5                    | 136.5                            | 208.3  |
| 2007年 7月 | 95.7                                    | 95.8                                    | 150.3   | 258.6                | 233.0                    | 136.2                            | 231.0  |
| 8        | 95.7                                    | 95.8                                    | 136.9   | 258.6                | 233.0                    | 136.2                            | 231.0  |
| 9        | 95.7                                    | 95.8                                    | 128.3   | 262.4                | 242.1                    | 136.2                            | 231.0  |
| 10       | 95.7                                    | 95.8                                    | 119.8   | 266.2                | 242.1                    | 136.2                            | 217.2  |
| 11       | 95.7                                    | 95.8                                    | 117.3   | 266.2                | 242.1                    | 137.7                            | 196.6  |
| 12       | 95.7                                    | 95.8                                    | 117.3   | 266.2                | 242.1                    | 137.7                            | 189.7  |
| 2008年 1月 | 95.7                                    | 95.8                                    | 113.6   | 266.2                | 242.1                    | 137.7                            | 182.8  |
| 2        | 95.7                                    | 95.8                                    | 114.9   | 296.7                | 269.7                    | 152.2                            | 172.4  |
| 3        | 95.7                                    | 95.8                                    | 117.3   | 323.3                | 312.6                    | 159.4                            | 169.0  |
| 4        | 95.7                                    | 95.8                                    | 117.3   | 357.5                | 337.2                    | 173.9                            | 169.0  |
| 5        | 100.9                                   | 100.8                                   | 117.3   | 380.3                | 361.7                    | 188.4                            | 169.0  |
| 6        | 100.9                                   | 100.8                                   | 117.3   | 407.0                | 367.8                    | 195.7                            | 169.0  |
| 7        | 100.9                                   | 100.8                                   | 119.8   | 418.4                | 367.8                    | 195.7                            | 169.0  |

| No.      | 8                      | 9                             | 10                               | 11                     | 12   | 13                                      |
|----------|------------------------|-------------------------------|----------------------------------|------------------------|--|---|
| 建築費指数で使用 |                        |                               |                                  |                        | ○  |   |
| 建材指数で使用  | ○                      | ○                             | ○                                | ○                      | ○  | ○                                       |
|          | クラッシュラン<br>Crushaerrun | アスファルト混合物<br>Asphalt Concrete | 杉正角<br>Cryptmeria<br>Sawn Square | ラワン合板<br>Lauan Plywood | ビル用アルミ<br>サッシ引違い窓<br>Aluminum Double<br>Sliding Window<br>for Building | ○W電線<br>Outdoor Weather-<br>Proof Cable |
| 2002年 平均 | 93.5                   | 99.2                          | 90.5                             | 94.0                   | 83.3   | 100.6                                   |
| 2003     | 89.1                   | 98.6                          | 86.7                             | 97.4                   | 82.9   | 101.2                                   |
| 2004     | 88.7                   | 98.9                          | 87.1                             | 93.8                   | 81.1   | 120.0                                   |
| 2005     | 88.7                   | 105.6                         | 83.5                             | 92.8                   | 81.1   | 136.6                                   |
| 2006     | 88.7                   | 114.9                         | 81.7                             | 114.4                  | 85.0   | 230.6                                   |
| 2007     | 88.7                   | 117.4                         | 85.7                             | 120.5                  | 86.8   | 276.0                                   |
| 2007年 7月 | 88.7                   | 117.4                         | 86.0                             | 119.8                  | 86.3   | 302.5                                   |
| 8        | 88.7                   | 117.4                         | 86.0                             | 119.8                  | 86.3   | 302.5                                   |
| 9        | 88.7                   | 117.4                         | 86.0                             | 119.8                  | 86.3   | 287.7                                   |
| 10       | 88.7                   | 117.4                         | 86.0                             | 119.8                  | 88.2   | 296.9                                   |
| 11       | 88.7                   | 117.4                         | 86.0                             | 119.8                  | 88.2   | 282.7                                   |
| 12       | 88.7                   | 117.4                         | 86.0                             | 119.8                  | 88.2   | 258.0                                   |
| 2008年 1月 | 88.7                   | 117.4                         | 86.0                             | 119.8                  | 88.2   | 258.0                                   |
| 2        | 88.7                   | 121.7                         | 86.0                             | 119.8                  | 88.2   | 258.0                                   |
| 3        | 88.7                   | 121.7                         | 86.0                             | 119.8                  | 88.2   | 287.7                                   |
| 4        | 88.7                   | 121.7                         | 86.0                             | 119.8                  | 88.2   | 277.2                                   |
| 5        | 88.7                   | 121.7                         | 86.0                             | 119.8                  | 88.2   | 287.7                                   |
| 6        | 88.7                   | 121.7                         | 86.0                             | 119.8                  | 88.2   | 282.7                                   |
| 7        | 88.7                   | 126.1                         | 83.9                             | 125.6                  | 88.2   | 296.9                                   |

4. 都市間格差指数(1) Regional difference index(1)

東京=100  
Tokyo=100

| 都市<br>City   | 東京<br>Tokyo                     | 大阪<br>Osaka | 名古屋<br>Nagoya | 福岡<br>Fukuoka | 那覇<br>Naha | 広島<br>Hiroshima | 高松<br>Takamatsu | 新潟<br>Niigata | 仙台<br>Sendai | 札幌<br>Sapporo |
|--------------|---------------------------------|-------------|---------------|---------------|------------|-----------------|-----------------|---------------|--------------|---------------|
| 部門<br>年 Year | 建設総合 Construction general index |             |               |               |            |                 |                 |               |              |               |
| 2002年 平均     | 100.0                           | 101.5       | 96.4          | 100.4         | 105.8      | 98.5            | 100.4           | 101.6         | 99.6         | 98.9          |
| 2003         | 100.0                           | 101.3       | 96.2          | 100.3         | 104.8      | 97.4            | 100.4           | 101.5         | 99.1         | 99.9          |
| 2004         | 100.0                           | 101.1       | 96.7          | 100.2         | 103.8      | 96.7            | 100.0           | 101.2         | 97.3         | 101.0         |
| 2005         | 100.0                           | 101.0       | 96.7          | 100.0         | 103.8      | 96.5            | 99.6            | 99.5          | 97.3         | 101.4         |
| 2006         | 100.0                           | 100.8       | 96.8          | 99.6          | 103.5      | 99.3            | 99.3            | 98.3          | 97.1         | 101.1         |
| 2007         | 100.0                           | 100.9       | 97.0          | 99.9          | 104.2      | 100.0           | 99.9            | 98.5          | 97.4         | 101.1         |

| 大分類<br>年 Year | 農産物 Agricultural products |       |       |      |       |       |       |       |       |       |
|---------------|---------------------------|-------|-------|------|-------|-------|-------|-------|-------|-------|
| 2002年 平均      | 100.0                     | 109.3 | 104.3 | 94.1 | 126.3 | 109.7 | 111.6 | 110.8 | 111.6 | 101.0 |
| 2003          | 100.0                     | 109.2 | 102.0 | 97.7 | 128.9 | 110.8 | 115.7 | 112.3 | 115.3 | 101.0 |
| 2004          | 100.0                     | 110.1 | 104.7 | 99.7 | 131.1 | 111.2 | 118.9 | 110.0 | 116.3 | 101.0 |
| 2005          | 100.0                     | 110.7 | 103.5 | 98.1 | 128.4 | 111.4 | 119.3 | 109.8 | 115.7 | 101.0 |
| 2006          | 100.0                     | 110.7 | 103.5 | 96.0 | 128.5 | 111.6 | 119.3 | 108.1 | 115.2 | 101.6 |
| 2007          | 100.0                     | 113.4 | 103.7 | 96.0 | 128.7 | 111.7 | 119.0 | 108.1 | 115.5 | 101.6 |

|          | 鉱産物 Mineral products |      |      |      |      |      |      |      |      |      |
|----------|----------------------|------|------|------|------|------|------|------|------|------|
| 2002年 平均 | 100.0                | 85.6 | 82.2 | 73.6 | 78.8 | 77.7 | 87.8 | 87.0 | 60.6 | 69.6 |
| 2003     | 100.0                | 86.2 | 84.9 | 74.3 | 79.0 | 76.5 | 90.8 | 88.1 | 61.0 | 70.4 |
| 2004     | 100.0                | 86.4 | 84.1 | 73.9 | 78.1 | 75.6 | 90.7 | 88.1 | 61.2 | 69.1 |
| 2005     | 100.0                | 86.2 | 84.6 | 72.6 | 77.0 | 75.6 | 88.3 | 88.1 | 61.2 | 68.8 |
| 2006     | 100.0                | 86.1 | 85.2 | 71.1 | 77.5 | 75.6 | 88.6 | 88.5 | 61.2 | 67.4 |
| 2007     | 100.0                | 85.9 | 85.0 | 70.6 | 77.1 | 75.2 | 88.7 | 88.5 | 60.7 | 67.1 |

|          | 繊維製品 Textile products |       |       |       |       |       |       |       |       |       |
|----------|-----------------------|-------|-------|-------|-------|-------|-------|-------|-------|-------|
| 2002年 平均 | 100.0                 | 100.4 | 100.3 | 99.7  | 103.0 | 100.0 | 100.0 | 100.6 | 99.7  | 102.9 |
| 2003     | 100.0                 | 100.5 | 100.6 | 100.0 | 103.3 | 100.4 | 100.4 | 101.0 | 100.1 | 103.3 |
| 2004     | 100.0                 | 100.4 | 100.9 | 100.1 | 103.0 | 100.6 | 100.9 | 100.8 | 100.3 | 103.3 |
| 2005     | 100.0                 | 100.0 | 100.9 | 100.0 | 103.3 | 99.8  | 101.6 | 100.3 | 100.3 | 102.7 |
| 2006     | 100.0                 | 99.9  | 100.9 | 99.9  | 103.3 | 99.6  | 101.6 | 100.3 | 100.3 | 102.5 |
| 2007     | 100.0                 | 99.9  | 100.8 | 99.9  | 103.2 | 99.6  | 101.5 | 100.3 | 100.3 | 102.5 |

|          | 紙・木製品 Paper & wood products |       |       |       |       |       |       |       |       |       |
|----------|-----------------------------|-------|-------|-------|-------|-------|-------|-------|-------|-------|
| 2002年 平均 | 100.0                       | 102.4 | 103.8 | 101.3 | 104.4 | 105.1 | 105.2 | 104.5 | 105.2 | 100.6 |
| 2003     | 100.0                       | 102.4 | 103.8 | 102.3 | 105.1 | 105.5 | 105.4 | 105.1 | 107.0 | 100.1 |
| 2004     | 100.0                       | 102.0 | 105.6 | 102.4 | 104.8 | 105.2 | 105.7 | 105.7 | 108.0 | 99.9  |
| 2005     | 100.0                       | 103.2 | 106.1 | 103.4 | 106.2 | 106.3 | 107.0 | 105.7 | 109.0 | 100.6 |
| 2006     | 100.0                       | 102.9 | 106.0 | 102.6 | 105.1 | 106.2 | 106.5 | 104.7 | 108.1 | 100.2 |
| 2007     | 100.0                       | 102.4 | 105.3 | 103.4 | 106.0 | 105.5 | 106.8 | 105.5 | 107.7 | 100.4 |

|          | 化学製品 Chemical products |       |       |       |       |       |       |       |       |       |
|----------|------------------------|-------|-------|-------|-------|-------|-------|-------|-------|-------|
| 2002年 平均 | 100.0                  | 100.0 | 100.0 | 100.7 | 109.5 | 100.2 | 100.9 | 101.3 | 100.3 | 103.3 |
| 2003     | 100.0                  | 100.0 | 100.0 | 100.5 | 110.0 | 100.2 | 100.9 | 101.2 | 100.3 | 103.6 |
| 2004     | 100.0                  | 100.0 | 100.1 | 100.3 | 111.9 | 100.5 | 101.2 | 100.8 | 100.5 | 105.6 |
| 2005     | 100.0                  | 100.0 | 100.1 | 100.3 | 111.8 | 100.5 | 101.2 | 100.7 | 100.5 | 105.0 |
| 2006     | 100.0                  | 100.0 | 100.1 | 100.2 | 111.7 | 100.4 | 101.1 | 100.7 | 100.4 | 104.9 |
| 2007     | 100.0                  | 99.9  | 100.0 | 100.2 | 111.6 | 100.4 | 101.3 | 100.7 | 100.4 | 104.8 |

|          | 石油・石炭製品 Petroleum & coal products |      |       |       |       |       |       |       |       |       |
|----------|-----------------------------------|------|-------|-------|-------|-------|-------|-------|-------|-------|
| 2002年 平均 | 100.0                             | 97.7 | 106.0 | 109.0 | 111.3 | 102.8 | 110.3 | 110.6 | 103.6 | 103.4 |
| 2003     | 100.0                             | 95.0 | 103.7 | 104.1 | 110.7 | 101.1 | 111.3 | 110.3 | 102.3 | 102.5 |
| 2004     | 100.0                             | 93.1 | 104.2 | 101.8 | 111.0 | 99.5  | 108.3 | 107.9 | 100.5 | 102.1 |
| 2005     | 100.0                             | 92.3 | 102.7 | 99.1  | 111.7 | 97.0  | 105.1 | 106.3 | 100.1 | 103.2 |
| 2006     | 100.0                             | 93.0 | 100.0 | 96.8  | 110.9 | 97.0  | 103.1 | 104.3 | 100.5 | 101.6 |
| 2007     | 100.0                             | 92.8 | 100.3 | 98.4  | 110.9 | 97.5  | 104.4 | 104.2 | 103.3 | 101.9 |

|          | 窯業・土石製品 Ceramics, stone & clay products |       |      |       |       |       |      |       |      |       |
|----------|---|-------|------|-------|-------|-------|------|-------|------|-------|
| 2002年 平均 | 100.0                                   | 107.9 | 85.1 | 103.6 | 113.8 | 93.2  | 97.5 | 102.7 | 99.1 | 93.9  |
| 2003     | 100.0                                   | 107.6 | 84.5 | 103.1 | 111.2 | 88.9  | 96.7 | 101.7 | 96.7 | 98.9  |
| 2004     | 100.0                                   | 106.9 | 84.8 | 102.5 | 107.6 | 87.1  | 95.5 | 101.1 | 89.2 | 104.1 |
| 2005     | 100.0                                   | 106.3 | 85.3 | 102.1 | 107.2 | 86.4  | 94.1 | 94.7  | 88.4 | 105.5 |
| 2006     | 100.0                                   | 105.7 | 86.0 | 101.7 | 106.9 | 97.6  | 93.3 | 90.9  | 88.2 | 104.6 |
| 2007     | 100.0                                   | 105.8 | 87.0 | 101.8 | 109.0 | 100.4 | 95.0 | 91.2  | 89.4 | 104.6 |

4. 都市間格差指数(2) Regional difference index(2)

東京=100  
Tokyo=100

| 都市<br>City       | 東京<br>Tokyo | 大阪<br>Osaka | 名古屋<br>Nagoya | 福岡<br>Fukuoka | 那覇<br>Naha | 広島<br>Hiroshima | 高松<br>Takamatsu | 新潟<br>Niigata | 仙台<br>Sendai | 札幌<br>Sapporo |
|------------------|-------------|-------------|---------------|---------------|------------|-----------------|-----------------|---------------|--------------|---------------|
| 鉄 鋼 Iron & steel |             |             |               |               |            |                 |                 |               |              |               |
| 2002年 平均         | 100.0       | 98.6        | 100.5         | 102.2         | 112.2      | 100.7           | 101.1           | 103.5         | 102.9        | 107.2         |
| 2003             | 100.0       | 99.7        | 100.1         | 102.1         | 107.4      | 101.6           | 101.4           | 103.4         | 101.0        | 106.5         |
| 2004             | 100.0       | 99.3        | 100.4         | 102.2         | 108.2      | 100.2           | 100.8           | 101.1         | 100.3        | 104.8         |
| 2005             | 100.0       | 97.7        | 98.5          | 99.7          | 106.8      | 98.6            | 98.2            | 100.6         | 101.0        | 104.8         |
| 2006             | 100.0       | 98.2        | 98.7          | 100.0         | 106.3      | 99.5            | 99.2            | 100.2         | 101.8        | 105.6         |
| 2007             | 100.0       | 99.7        | 99.8          | 101.4         | 106.7      | 100.9           | 100.7           | 100.5         | 101.0        | 104.4         |

|                            |       |      |      |       |       |       |       |       |       |       |
|----------------------------|-------|------|------|-------|-------|-------|-------|-------|-------|-------|
| 非 鉄 金 属 Non-ferrous metals |       |      |      |       |       |       |       |       |       |       |
| 2002年 平均                   | 100.0 | 98.8 | 98.6 | 100.5 | 100.2 | 100.6 | 100.8 | 100.5 | 100.8 | 101.6 |
| 2003                       | 100.0 | 98.7 | 98.4 | 100.5 | 100.2 | 100.6 | 100.7 | 100.5 | 100.8 | 101.5 |
| 2004                       | 100.0 | 99.1 | 98.7 | 100.7 | 100.4 | 100.8 | 101.0 | 100.7 | 101.0 | 101.4 |
| 2005                       | 100.0 | 99.5 | 98.9 | 100.7 | 100.4 | 101.0 | 101.3 | 100.8 | 101.2 | 101.4 |
| 2006                       | 100.0 | 99.2 | 98.9 | 99.6  | 99.8  | 100.0 | 100.3 | 100.2 | 100.3 | 100.5 |
| 2007                       | 100.0 | 98.2 | 98.5 | 98.9  | 99.5  | 99.7  | 99.8  | 100.3 | 100.3 | 100.8 |

|                        |       |      |      |       |       |      |       |      |       |       |
|------------------------|-------|------|------|-------|-------|------|-------|------|-------|-------|
| 金 属 製 品 Metal products |       |      |      |       |       |      |       |      |       |       |
| 2002年 平均               | 100.0 | 99.5 | 99.4 | 99.9  | 102.4 | 99.6 | 100.0 | 99.8 | 100.1 | 102.4 |
| 2003                   | 100.0 | 99.3 | 99.3 | 99.6  | 101.8 | 99.4 | 99.8  | 99.7 | 99.7  | 102.1 |
| 2004                   | 100.0 | 99.3 | 99.6 | 100.0 | 101.3 | 99.3 | 99.6  | 99.7 | 99.7  | 102.1 |
| 2005                   | 100.0 | 99.2 | 99.4 | 100.2 | 101.1 | 99.2 | 99.8  | 99.5 | 99.5  | 102.0 |
| 2006                   | 100.0 | 99.2 | 99.4 | 100.2 | 101.1 | 99.3 | 99.9  | 99.5 | 99.6  | 102.1 |
| 2007                   | 100.0 | 99.4 | 99.5 | 100.4 | 101.3 | 99.6 | 100.0 | 99.4 | 99.5  | 102.1 |

|                           |       |       |       |       |       |       |       |       |       |       |
|---------------------------|-------|-------|-------|-------|-------|-------|-------|-------|-------|-------|
| 一 般 機 械 General machinery |       |       |       |       |       |       |       |       |       |       |
| 2002年 平均                  | 100.0 | 100.0 | 100.0 | 100.1 | 103.2 | 100.1 | 100.1 | 100.1 | 100.1 | 102.9 |
| 2003                      | 100.0 | 100.0 | 100.0 | 100.1 | 103.1 | 100.1 | 100.1 | 100.1 | 100.1 | 102.4 |
| 2004                      | 100.0 | 100.0 | 100.0 | 100.1 | 103.1 | 100.1 | 100.1 | 100.1 | 100.1 | 102.2 |
| 2005                      | 100.0 | 100.2 | 100.0 | 100.3 | 103.5 | 100.3 | 100.3 | 100.1 | 100.3 | 102.3 |
| 2006                      | 100.0 | 100.2 | 100.0 | 100.3 | 103.5 | 100.3 | 100.3 | 100.1 | 100.3 | 102.3 |
| 2007                      | 100.0 | 100.2 | 100.0 | 100.3 | 103.5 | 100.3 | 100.3 | 100.1 | 100.3 | 102.3 |

|                            |       |       |       |       |       |       |       |       |       |       |
|----------------------------|-------|-------|-------|-------|-------|-------|-------|-------|-------|-------|
| 電 気 機 械 Electric machinery |       |       |       |       |       |       |       |       |       |       |
| 2002年 平均                   | 100.0 | 100.0 | 100.0 | 100.0 | 101.1 | 100.0 | 100.0 | 100.0 | 100.0 | 100.6 |
| 2003                       | 100.0 | 100.0 | 100.0 | 100.0 | 100.9 | 100.0 | 100.0 | 100.0 | 100.0 | 100.5 |
| 2004                       | 100.0 | 100.0 | 100.0 | 100.0 | 100.9 | 100.0 | 100.0 | 100.0 | 100.0 | 100.5 |
| 2005                       | 100.0 | 100.0 | 100.0 | 100.0 | 100.8 | 100.0 | 100.0 | 100.0 | 100.0 | 100.4 |
| 2006                       | 100.0 | 100.0 | 100.0 | 100.0 | 100.8 | 100.0 | 100.0 | 100.0 | 100.0 | 100.4 |
| 2007                       | 100.0 | 100.0 | 100.0 | 100.0 | 100.8 | 100.0 | 100.0 | 100.0 | 100.0 | 100.4 |

|   |       |       |      |       |       |       |       |       |       |       |
|---|-------|-------|------|-------|-------|-------|-------|-------|-------|-------|
| 他 の 製 造 工 業 製 品 Other industrial products |       |       |      |       |       |       |       |       |       |       |
| 2002年 平均                                  | 100.0 | 100.0 | 99.7 | 100.2 | 102.5 | 100.2 | 100.3 | 100.4 | 100.4 | 101.6 |
| 2003                                      | 100.0 | 100.0 | 99.7 | 100.2 | 102.6 | 100.2 | 100.3 | 100.4 | 100.4 | 101.7 |
| 2004                                      | 100.0 | 100.0 | 99.7 | 100.2 | 102.6 | 100.2 | 100.2 | 100.3 | 100.4 | 101.6 |
| 2005                                      | 100.0 | 100.0 | 99.7 | 100.2 | 102.7 | 100.2 | 100.0 | 100.3 | 100.5 | 101.9 |
| 2006                                      | 100.0 | 100.0 | 99.7 | 100.2 | 102.8 | 100.2 | 100.2 | 100.4 | 100.4 | 101.9 |
| 2007                                      | 100.0 | 100.0 | 99.7 | 100.3 | 102.9 | 100.2 | 100.2 | 100.4 | 100.4 | 101.8 |

| 部門<br>年 Year | 建 築 部 門 Building Construction Index |       |      |       |       |       |       |       |       |       |
|--------------|-------------------------------------|-------|------|-------|-------|-------|-------|-------|-------|-------|
| 2002年 平均     | 100.0                               | 101.2 | 98.6 | 100.9 | 105.6 | 100.6 | 101.4 | 101.9 | 101.8 | 101.1 |
| 2003         | 100.0                               | 101.2 | 98.5 | 101.2 | 104.8 | 100.4 | 101.5 | 102.1 | 101.9 | 101.6 |
| 2004         | 100.0                               | 101.0 | 99.2 | 101.5 | 104.0 | 100.0 | 101.3 | 102.0 | 101.2 | 102.1 |
| 2005         | 100.0                               | 101.2 | 99.2 | 101.7 | 104.2 | 100.1 | 101.4 | 101.0 | 101.4 | 102.6 |
| 2006         | 100.0                               | 101.0 | 99.2 | 101.3 | 103.8 | 101.6 | 101.2 | 100.1 | 101.0 | 102.3 |
| 2007         | 100.0                               | 101.0 | 99.2 | 101.6 | 104.4 | 101.9 | 101.6 | 100.4 | 101.0 | 102.3 |

|                                 |       |       |      |      |       |      |      |       |      |       |
|---------------------------------|-------|-------|------|------|-------|------|------|-------|------|-------|
| 土 木 部 門 Civil Engineering Index |       |       |      |      |       |      |      |       |      |       |
| 2002年 平均                        | 100.0 | 101.9 | 93.4 | 99.8 | 106.0 | 95.7 | 99.1 | 101.3 | 96.7 | 96.0  |
| 2003                            | 100.0 | 101.6 | 93.2 | 99.1 | 104.8 | 93.5 | 99.0 | 100.8 | 95.5 | 97.7  |
| 2004                            | 100.0 | 101.1 | 93.3 | 98.5 | 103.6 | 92.4 | 98.3 | 100.2 | 92.3 | 99.4  |
| 2005                            | 100.0 | 100.7 | 93.4 | 97.9 | 103.2 | 91.9 | 97.2 | 97.5  | 92.0 | 100.0 |
| 2006                            | 100.0 | 100.6 | 93.6 | 97.4 | 103.0 | 96.3 | 96.8 | 95.9  | 92.0 | 99.4  |
| 2007                            | 100.0 | 100.8 | 94.0 | 97.7 | 104.0 | 97.6 | 97.7 | 96.0  | 92.7 | 99.4  |

# 第3部 建設機械・仮設資材賃貸料金指数 Construction machinery・Temporary work material lease charge index

|  |    |
|--|----|
| I. 建設機械・仮設資材賃貸料金指数   | 95 |
| Construction machinery・Temporary work material<br>lease charge index |    |
| II. 都市間格差指数  | 97 |
| Regional difference index  |    |



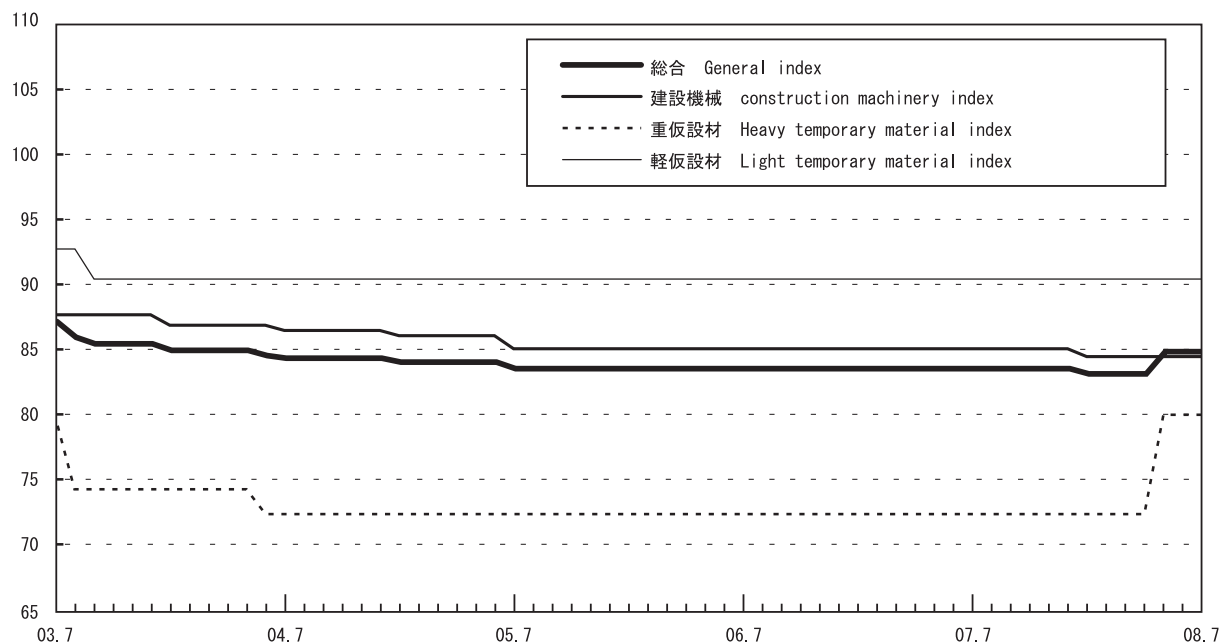


# I. 建設機械・仮設資材賃貸料金指数(1)

Construction machinery・Temporary work material lease charge index

建設機械・仮設資材賃貸料金指数（東京都区部）

平成12年平均=100  
2000 average=100



各都市平成12年平均=100  
2000 average=100

| 年 月<br>Year Month | 都市<br>City | 東京   | 大阪    | 名古屋    | 福岡      | 那覇   | 広島        | 高松        | 新潟      | 仙台     | 札幌      |
|-------------------|------------|--|-------|--------|---------|------|-----------|-----------|---------|--------|---------|
|                   |            | Tokyo  | Osaka | Nagoya | Fukuoka | Naha | Hiroshima | Takamatsu | Niigata | Sendai | Sapporo |
|                   | 部門         | 建設機械・仮設資材 総合 Construction machinery・temporary work material lease charge general index |       |        |         |      |           |           |         |        |         |
| 2002年 平均          |            | 92.5   | 91.8  | 92.1   | 91.6    | 90.5 | 93.6      | 93.9      | 92.8    | 93.0   | 95.6    |
| 2003              |            | 86.9   | 86.8  | 87.4   | 88.7    | 88.0 | 89.3      | 89.1      | 89.0    | 87.8   | 91.9    |
| 2004              |            | 84.7   | 85.0  | 84.9   | 87.4    | 86.9 | 85.8      | 86.7      | 87.7    | 84.5   | 89.9    |
| 2005              |            | 83.9   | 84.2  | 84.2   | 86.9    | 86.7 | 84.9      | 85.3      | 86.9    | 83.8   | 89.8    |
| 2006              |            | 83.6   | 84.8  | 84.3   | 86.6    | 86.7 | 84.9      | 85.3      | 86.2    | 83.6   | 89.8    |
| 2007              |            | 83.6   | 85.4  | 84.8   | 86.6    | 86.7 | 85.8      | 85.3      | 86.2    | 83.6   | 89.8    |
| 2007年 7月          |            | 83.6   | 85.4  | 84.8   | 86.6    | 86.7 | 85.8      | 85.3      | 86.2    | 83.6   | 89.8    |
|                   | 8          | 83.6   | 85.4  | 84.8   | 86.6    | 86.7 | 85.8      | 85.3      | 86.2    | 83.6   | 89.8    |
|                   | 9          | 83.6   | 85.4  | 84.8   | 86.6    | 86.7 | 85.8      | 85.3      | 86.2    | 83.6   | 89.8    |
|                   | 10         | 83.6   | 85.4  | 84.8   | 86.6    | 86.7 | 85.8      | 85.3      | 86.2    | 83.6   | 89.8    |
|                   | 11         | 83.6   | 85.4  | 84.8   | 86.6    | 86.7 | 85.8      | 85.3      | 86.2    | 83.6   | 89.8    |
|                   | 12         | 83.6   | 85.4  | 84.8   | 86.6    | 86.7 | 85.8      | 85.3      | 86.2    | 83.6   | 89.8    |
| 2008年 1月          |            | 83.2   | 85.4  | 84.3   | 86.6    | 86.7 | 85.8      | 84.6      | 85.7    | 83.6   | 89.8    |
|                   | 2          | 83.2   | 85.4  | 84.3   | 86.6    | 86.7 | 85.8      | 84.6      | 85.7    | 83.6   | 89.8    |
|                   | 3          | 83.2   | 85.4  | 84.3   | 86.6    | 86.7 | 85.8      | 84.6      | 85.7    | 83.6   | 89.8    |
|                   | 4          | 83.2   | 85.4  | 84.3   | 86.6    | 86.7 | 85.8      | 84.6      | 85.7    | 83.6   | 89.8    |
|                   | 5          | 84.9   | 87.0  | 85.9   | 88.2    | 87.5 | 87.4      | 86.2      | 87.3    | 85.3   | 90.9    |
|                   | 6          | 84.9   | 87.0  | 85.9   | 88.2    | 87.5 | 87.4      | 86.2      | 87.3    | 85.3   | 90.9    |
|                   | 7          | 84.9   | 86.4  | 85.9   | 88.2    | 87.5 | 87.4      | 86.2      | 87.3    | 85.3   | 90.9    |

# I. 建設機械・仮設資材賃貸料金指数(2)

## Construction machinery・Temporary work material lease charge index

各都市平成12年平均=100  
2000 average=100

| 都市<br>City          | 東京<br>Tokyo                       | 大阪<br>Osaka | 名古屋<br>Nagoya | 福岡<br>Fukuoka | 那覇<br>Naha | 広島<br>Hiroshima | 高松<br>Takamatsu | 新潟<br>Niigata | 仙台<br>Sendai | 札幌<br>Sapporo |
|---------------------|-----------------------------------|-------------|---------------|---------------|------------|-----------------|-----------------|---------------|--------------|---------------|
| 年月大分類<br>Year Month | 建設機械 Construction machinery index |             |               |               |            |                 |                 |               |              |               |
| 2002年 平均            | 95.0                              | 93.9        | 94.3          | 93.5          | 90.0       | 96.9            | 97.4            | 95.5          | 95.9         | 97.2          |
| 2003                | 88.3                              | 88.3        | 89.3          | 91.6          | 90.0       | 92.7            | 92.3            | 92.0          | 90.0         | 93.5          |
| 2004                | 86.7                              | 87.3        | 87.1          | 91.5          | 90.0       | 88.6            | 90.2            | 92.0          | 86.5         | 92.0          |
| 2005                | 85.6                              | 86.2        | 86.2          | 91.0          | 89.8       | 87.4            | 88.1            | 90.8          | 85.5         | 92.0          |
| 2006                | 85.1                              | 87.2        | 86.3          | 90.4          | 89.7       | 87.4            | 88.1            | 89.6          | 85.2         | 92.0          |
| 2007                | 85.1                              | 88.2        | 87.3          | 90.4          | 89.7       | 88.9            | 88.1            | 89.6          | 85.2         | 92.0          |
| 2007年 7月            | 85.1                              | 88.2        | 87.3          | 90.4          | 89.7       | 88.9            | 88.1            | 89.6          | 85.2         | 92.0          |
| 8                   | 85.1                              | 88.2        | 87.3          | 90.4          | 89.7       | 88.9            | 88.1            | 89.6          | 85.2         | 92.0          |
| 9                   | 85.1                              | 88.2        | 87.3          | 90.4          | 89.7       | 88.9            | 88.1            | 89.6          | 85.2         | 92.0          |
| 10                  | 85.1                              | 88.2        | 87.3          | 90.4          | 89.7       | 88.9            | 88.1            | 89.6          | 85.2         | 92.0          |
| 11                  | 85.1                              | 88.2        | 87.3          | 90.4          | 89.7       | 88.9            | 88.1            | 89.6          | 85.2         | 92.0          |
| 12                  | 85.1                              | 88.2        | 87.3          | 90.4          | 89.7       | 88.9            | 88.1            | 89.6          | 85.2         | 92.0          |
| 2008年 1月            | 84.5                              | 88.2        | 86.3          | 90.4          | 89.7       | 88.9            | 86.9            | 88.8          | 85.2         | 92.0          |
| 2                   | 84.5                              | 88.2        | 86.3          | 90.4          | 89.7       | 88.9            | 86.9            | 88.8          | 85.2         | 92.0          |
| 3                   | 84.5                              | 88.2        | 86.3          | 90.4          | 89.7       | 88.9            | 86.9            | 88.8          | 85.2         | 92.0          |
| 4                   | 84.5                              | 88.2        | 86.3          | 90.4          | 89.7       | 88.9            | 86.9            | 88.8          | 85.2         | 92.0          |
| 5                   | 84.5                              | 88.2        | 86.3          | 90.4          | 89.7       | 88.9            | 86.9            | 88.8          | 85.2         | 92.0          |
| 6                   | 84.5                              | 88.2        | 86.3          | 90.4          | 89.7       | 88.9            | 86.9            | 88.8          | 85.2         | 92.0          |
| 7                   | 84.5                              | 87.1        | 86.3          | 90.4          | 89.7       | 88.9            | 86.9            | 88.8          | 85.2         | 92.0          |

|          | 重仮設材 Heavy temporary work material index |      |      |      |      |      |      |      |      |      |
|----------|--|------|------|------|------|------|------|------|------|------|
| 2002年 平均 | 84.6                                     | 84.6 | 84.6 | 84.6 | 88.9 | 84.6 | 84.6 | 84.6 | 84.6 | 90.9 |
| 2003     | 77.7                                     | 77.7 | 77.7 | 77.7 | 78.7 | 77.7 | 77.7 | 77.7 | 77.7 | 83.8 |
| 2004     | 73.3                                     | 73.3 | 73.3 | 73.3 | 74.8 | 73.3 | 73.3 | 73.3 | 73.3 | 78.7 |
| 2005     | 72.5                                     | 72.5 | 72.5 | 72.5 | 74.8 | 72.5 | 72.5 | 72.5 | 72.5 | 78.1 |
| 2006     | 72.5                                     | 72.5 | 72.5 | 72.5 | 74.8 | 72.5 | 72.5 | 72.5 | 72.5 | 78.1 |
| 2007     | 72.5                                     | 72.5 | 72.5 | 72.5 | 74.8 | 72.5 | 72.5 | 72.5 | 72.5 | 78.1 |
| 2007年 7月 | 72.5                                     | 72.5 | 72.5 | 72.5 | 74.8 | 72.5 | 72.5 | 72.5 | 72.5 | 78.1 |
| 8        | 72.5                                     | 72.5 | 72.5 | 72.5 | 74.8 | 72.5 | 72.5 | 72.5 | 72.5 | 78.1 |
| 9        | 72.5                                     | 72.5 | 72.5 | 72.5 | 74.8 | 72.5 | 72.5 | 72.5 | 72.5 | 78.1 |
| 10       | 72.5                                     | 72.5 | 72.5 | 72.5 | 74.8 | 72.5 | 72.5 | 72.5 | 72.5 | 78.1 |
| 11       | 72.5                                     | 72.5 | 72.5 | 72.5 | 74.8 | 72.5 | 72.5 | 72.5 | 72.5 | 78.1 |
| 12       | 72.5                                     | 72.5 | 72.5 | 72.5 | 74.8 | 72.5 | 72.5 | 72.5 | 72.5 | 78.1 |
| 2008年 1月 | 72.5                                     | 72.5 | 72.5 | 72.5 | 74.8 | 72.5 | 72.5 | 72.5 | 72.5 | 78.1 |
| 2        | 72.5                                     | 72.5 | 72.5 | 72.5 | 74.8 | 72.5 | 72.5 | 72.5 | 72.5 | 78.1 |
| 3        | 72.5                                     | 72.5 | 72.5 | 72.5 | 74.8 | 72.5 | 72.5 | 72.5 | 72.5 | 78.1 |
| 4        | 72.5                                     | 72.5 | 72.5 | 72.5 | 74.8 | 72.5 | 72.5 | 72.5 | 72.5 | 78.1 |
| 5        | 80.1                                     | 80.1 | 80.1 | 80.1 | 78.7 | 80.1 | 80.1 | 80.1 | 80.1 | 83.7 |
| 6        | 80.1                                     | 80.1 | 80.1 | 80.1 | 78.7 | 80.1 | 80.1 | 80.1 | 80.1 | 83.7 |
| 7        | 80.1                                     | 80.1 | 80.1 | 80.1 | 78.7 | 80.1 | 80.1 | 80.1 | 80.1 | 83.7 |

|          | 軽仮設材 Light temporary work material index |      |      |      |      |      |      |      |      |      |
|----------|--|------|------|------|------|------|------|------|------|------|
| 2002年 平均 | 93.5                                     | 93.5 | 93.5 | 93.5 | 93.5 | 93.5 | 93.5 | 93.5 | 93.5 | 95.8 |
| 2003     | 92.0                                     | 92.0 | 92.0 | 92.0 | 92.0 | 92.0 | 92.0 | 92.0 | 92.0 | 95.5 |
| 2004     | 90.5                                     | 90.5 | 90.5 | 90.5 | 90.5 | 90.5 | 90.5 | 90.5 | 90.5 | 95.4 |
| 2005     | 90.5                                     | 90.5 | 90.5 | 90.5 | 90.5 | 90.5 | 90.5 | 90.5 | 90.5 | 95.4 |
| 2006     | 90.5                                     | 90.5 | 90.5 | 90.5 | 90.5 | 90.5 | 90.5 | 90.5 | 90.5 | 95.4 |
| 2007     | 90.5                                     | 90.5 | 90.5 | 90.5 | 90.5 | 90.5 | 90.5 | 90.5 | 90.5 | 95.4 |
| 2007年 7月 | 90.5                                     | 90.5 | 90.5 | 90.5 | 90.5 | 90.5 | 90.5 | 90.5 | 90.5 | 95.4 |
| 8        | 90.5                                     | 90.5 | 90.5 | 90.5 | 90.5 | 90.5 | 90.5 | 90.5 | 90.5 | 95.4 |
| 9        | 90.5                                     | 90.5 | 90.5 | 90.5 | 90.5 | 90.5 | 90.5 | 90.5 | 90.5 | 95.4 |
| 10       | 90.5                                     | 90.5 | 90.5 | 90.5 | 90.5 | 90.5 | 90.5 | 90.5 | 90.5 | 95.4 |
| 11       | 90.5                                     | 90.5 | 90.5 | 90.5 | 90.5 | 90.5 | 90.5 | 90.5 | 90.5 | 95.4 |
| 12       | 90.5                                     | 90.5 | 90.5 | 90.5 | 90.5 | 90.5 | 90.5 | 90.5 | 90.5 | 95.4 |
| 2008年 1月 | 90.5                                     | 90.5 | 90.5 | 90.5 | 90.5 | 90.5 | 90.5 | 90.5 | 90.5 | 95.4 |
| 2        | 90.5                                     | 90.5 | 90.5 | 90.5 | 90.5 | 90.5 | 90.5 | 90.5 | 90.5 | 95.4 |
| 3        | 90.5                                     | 90.5 | 90.5 | 90.5 | 90.5 | 90.5 | 90.5 | 90.5 | 90.5 | 95.4 |
| 4        | 90.5                                     | 90.5 | 90.5 | 90.5 | 90.5 | 90.5 | 90.5 | 90.5 | 90.5 | 95.4 |
| 5        | 90.5                                     | 90.5 | 90.5 | 90.5 | 90.5 | 90.5 | 90.5 | 90.5 | 90.5 | 95.4 |
| 6        | 90.5                                     | 90.5 | 90.5 | 90.5 | 90.5 | 90.5 | 90.5 | 90.5 | 90.5 | 95.4 |
| 7        | 90.5                                     | 90.5 | 90.5 | 90.5 | 90.5 | 90.5 | 90.5 | 90.5 | 90.5 | 95.4 |

## Ⅱ. 都市間格差指数 Regional difference index

平成12年(2000年)基準  
東京=100  
Tokyo=100

| 年<br>Year | 都市<br>City | 東京<br>Tokyo  | 大阪<br>Osaka | 名古屋<br>Nagoya | 福岡<br>Fukuoka | 那覇<br>Naha | 広島<br>Hiroshima | 高松<br>Takamatsu | 新潟<br>Niigata | 仙台<br>Sendai | 札幌<br>Sapporo |
|-----------|------------|--|-------------|---------------|---------------|------------|-----------------|-----------------|---------------|--------------|---------------|
|           | 部門         | 建設機械・仮設資材 総合 Construction machinery・temporary work material lease charge general index |             |               |               |            |                 |                 |               |              |               |
| 2001年 平均  |            | 100.0  | 101.9       | 102.5         | 102.1         | 127.2      | 106.2           | 105.6           | 101.2         | 102.8        | 112.4         |
| 2002      |            | 100.0  | 101.9       | 102.1         | 102.4         | 126.3      | 106.2           | 106.6           | 102.3         | 103.3        | 112.9         |
| 2003      |            | 100.0  | 102.6       | 103.2         | 105.5         | 129.1      | 108.1           | 107.8           | 104.5         | 103.8        | 115.3         |
| 2004      |            | 100.0  | 103.1       | 102.9         | 106.7         | 130.7      | 106.4           | 107.7           | 105.7         | 102.5        | 115.9         |
| 2005      |            | 100.0  | 103.2       | 103.0         | 107.2         | 132.0      | 106.4           | 106.9           | 105.7         | 102.6        | 116.8         |
| 2006      |            | 100.0  | 104.3       | 103.5         | 107.1         | 132.3      | 106.8           | 107.3           | 105.2         | 102.7        | 117.1         |
| 2007      |            | 100.0  | 105.1       | 104.0         | 107.1         | 132.3      | 108.0           | 107.3           | 105.2         | 102.7        | 117.1         |

| 年<br>Year | 大分類 | 建設機械 Construction machinery index |       |       |       |       |       |       |       |       |       |
|-----------|-----|-----------------------------------|-------|-------|-------|-------|-------|-------|-------|-------|-------|
| 2001年 平均  |     | 100.0                             | 103.4 | 104.3 | 103.7 | 105.8 | 110.9 | 109.7 | 102.1 | 104.9 | 98.1  |
| 2002      |     | 100.0                             | 103.3 | 103.7 | 104.1 | 105.6 | 110.8 | 111.5 | 104.0 | 105.8 | 99.7  |
| 2003      |     | 100.0                             | 104.5 | 105.6 | 109.6 | 113.3 | 114.0 | 113.6 | 107.8 | 106.6 | 103.2 |
| 2004      |     | 100.0                             | 105.5 | 105.0 | 111.7 | 115.6 | 111.2 | 113.4 | 110.0 | 104.4 | 103.5 |
| 2005      |     | 100.0                             | 105.6 | 105.3 | 112.5 | 116.8 | 111.2 | 112.1 | 109.9 | 104.5 | 104.9 |
| 2006      |     | 100.0                             | 107.5 | 106.0 | 112.4 | 117.3 | 111.8 | 112.8 | 109.0 | 104.8 | 105.5 |
| 2007      |     | 100.0                             | 108.9 | 107.0 | 112.4 | 117.3 | 113.9 | 112.8 | 109.0 | 104.8 | 105.5 |

|          | 重仮設材 Heavy temporary work material index |       |       |       |       |       |       |       |       |       |       |
|----------|--|-------|-------|-------|-------|-------|-------|-------|-------|-------|-------|
| 2001年 平均 | 100.0                                    | 100.0 | 100.0 | 100.0 | 212.5 | 100.0 | 100.0 | 100.0 | 100.0 | 100.0 | 146.6 |
| 2002     | 100.0                                    | 100.0 | 100.0 | 100.0 | 208.9 | 100.0 | 100.0 | 100.0 | 100.0 | 100.0 | 142.2 |
| 2003     | 100.0                                    | 100.0 | 100.0 | 100.0 | 201.4 | 100.0 | 100.0 | 100.0 | 100.0 | 100.0 | 142.7 |
| 2004     | 100.0                                    | 100.0 | 100.0 | 100.0 | 202.9 | 100.0 | 100.0 | 100.0 | 100.0 | 100.0 | 142.1 |
| 2005     | 100.0                                    | 100.0 | 100.0 | 100.0 | 205.5 | 100.0 | 100.0 | 100.0 | 100.0 | 100.0 | 142.7 |
| 2006     | 100.0                                    | 100.0 | 100.0 | 100.0 | 205.5 | 100.0 | 100.0 | 100.0 | 100.0 | 100.0 | 142.7 |
| 2007     | 100.0                                    | 100.0 | 100.0 | 100.0 | 205.5 | 100.0 | 100.0 | 100.0 | 100.0 | 100.0 | 142.7 |

|          | 軽仮設材 Light temporary work material index |       |       |       |       |       |       |       |       |       |       |
|----------|--|-------|-------|-------|-------|-------|-------|-------|-------|-------|-------|
| 2001年 平均 | 100.0                                    | 100.0 | 100.0 | 100.0 | 100.0 | 100.0 | 100.0 | 100.0 | 100.0 | 100.0 | 116.7 |
| 2002     | 100.0                                    | 100.0 | 100.0 | 100.0 | 100.0 | 100.0 | 100.0 | 100.0 | 100.0 | 100.0 | 119.2 |
| 2003     | 100.0                                    | 100.0 | 100.0 | 100.0 | 100.0 | 100.0 | 100.0 | 100.0 | 100.0 | 100.0 | 120.8 |
| 2004     | 100.0                                    | 100.0 | 100.0 | 100.0 | 100.0 | 100.0 | 100.0 | 100.0 | 100.0 | 100.0 | 122.9 |
| 2005     | 100.0                                    | 100.0 | 100.0 | 100.0 | 100.0 | 100.0 | 100.0 | 100.0 | 100.0 | 100.0 | 122.9 |
| 2006     | 100.0                                    | 100.0 | 100.0 | 100.0 | 100.0 | 100.0 | 100.0 | 100.0 | 100.0 | 100.0 | 122.9 |
| 2007     | 100.0                                    | 100.0 | 100.0 | 100.0 | 100.0 | 100.0 | 100.0 | 100.0 | 100.0 | 100.0 | 122.9 |



## 第4部 関連指標

### Related data

|   |     |
|---|-----|
| I. 建築着工統計   | 101 |
| Building Starts   |     |
| II. 住宅着工統計  | 105 |
| Housing Starts  |     |
| III. 建築着工統計による単価及び指数  | 107 |
| Estimated construction price and index per sq.m.<br>Building Starts |     |
| IV. 建設工事費デフレーター   | 111 |
| Deflator for Construction Cost Work                                 |     |
| V. 物価指数・賃金指数  | 112 |
| Price index and Wage index  |     |



# I. 建築着工統計(1) Building Starts

(1) 建築物着工(統計) : 構造別(床面積)

Building Starts : by Structural frame (Floor area)

(単位 : 千平方メートル Unit : Thousand square meters)

| 年 月<br>Fiscal Year<br>Month | 総 計<br>Grand total | 構 造 別 Type of structural frame |  |  |                         |                                      |                 |
|-----------------------------|--------------------|--------------------------------|--|--|-------------------------|--------------------------------------|-----------------|
|                             |                    | 木 造<br>Wooden                  | 鉄骨鉄筋<br>コンクリート造<br>Steel-frame<br>reinforced<br>concrete | 鉄 筋<br>コンクリート造<br>Reinforced<br>concrete | 鉄 骨 造<br>Steel<br>frame | コンクリート<br>ブロック造<br>Concrete<br>block | そ の 他<br>Others |
| 平成15年度 (F. Y. 2003)         | 176,533            | 63,896                         | 9,401  | 38,254                                   | 64,379                  | 96                                   | 507             |
| 16 ( 2004)                  | 182,774            | 64,386                         | 6,836  | 41,057                                   | 69,928                  | 91                                   | 476             |
| 17 ( 2005)                  | 185,681            | 63,255                         | 5,458  | 46,993                                   | 69,328                  | 103                                  | 543             |
| 18 ( 2006)                  | 187,614            | 63,943                         | 6,318  | 46,636                                   | 70,187                  | 103                                  | 426             |
| 19 ( 2007)                  | 157,222            | 56,294                         | 5,443  | 33,258                                   | 61,467                  | 78                                   | 681             |
| 平成19年 1~3月 (J~M 2007)       | 40,054             | 13,291                         | 1,492  | 10,085                                   | 15,036                  | 33                                   | 118             |
| 4~6 (A~J )                  | 52,176             | 16,125                         | 2,112  | 12,827                                   | 20,922                  | 25                                   | 165             |
| 7~9 (J~S )                  | 31,404             | 12,673                         | 961  | 6,284                                    | 11,339                  | 18                                   | 129             |
| 10~12 (O~D )                | 37,356             | 14,871                         | 1,187  | 5,991                                    | 15,163                  | 18                                   | 125             |
| 平成20年 1~3月 (J~M 2008)       | 36,285             | 12,625                         | 1,183  | 8,156                                    | 14,043                  | 17                                   | 261             |
| 平成19年 6月 (June 2007)        | 20,316             | 5,655                          | 762  | 4,890                                    | 8,936                   | 8                                    | 65              |
| 7 (July )                   | 12,426             | 4,334                          | 326  | 2,987                                    | 4,716                   | 9                                    | 55              |
| 8 (Aug. )                   | 9,816              | 3,924                          | 356  | 1,912                                    | 3,577                   | 4                                    | 44              |
| 9 (Sept. )                  | 9,162              | 4,416                          | 280  | 1,385                                    | 3,046                   | 5                                    | 31              |
| 10 (Oct. )                  | 11,035             | 5,013                          | 201  | 2,049                                    | 3,725                   | 5                                    | 42              |
| 11 (Nov. )                  | 12,816             | 5,006                          | 704  | 1,793                                    | 5,248                   | 9                                    | 56              |
| 12 (Dec. )                  | 13,505             | 4,852                          | 281  | 2,149                                    | 6,190                   | 5                                    | 27              |
| 平成20年 1月 (Jan. 2008)        | 11,759             | 4,193                          | 266  | 2,542                                    | 4,564                   | 8                                    | 186             |
| 2 (Feb. )                   | 11,267             | 4,001                          | 232  | 2,790                                    | 4,220                   | 4                                    | 20              |
| 3 (Mar. )                   | 13,258             | 4,430                          | 685  | 2,824                                    | 5,259                   | 5                                    | 55              |
| 4 (Apr. )                   | 13,962             | 4,975                          | 309  | 3,552                                    | 5,085                   | 5                                    | 37              |
| 5 (May )                    | 13,368             | 4,812                          | 688  | 2,774                                    | 5,051                   | 9                                    | 35              |
| 6 (June )                   | 14,417             | 5,282                          | 457  | 3,130                                    | 5,507                   | 7                                    | 34              |

[対前年同期比] Change ratio from same period of previous year

(単位 : %)

|                       |        |        |        |        |        |        |        |
|-----------------------|--------|--------|--------|--------|--------|--------|--------|
| 平成15年度 (F. Y. 2003)   | 3.2    | 3.3    | △ 14.2 | 5.6    | 4.7    | △ 14.8 | 24.7   |
| 16 ( 2004)            | 3.5    | 0.8    | △ 27.3 | 7.3    | 8.6    | △ 5.4  | △ 6.1  |
| 17 ( 2005)            | 1.6    | △ 1.8  | △ 20.2 | 14.5   | △ 0.9  | 13.9   | 14.1   |
| 18 ( 2006)            | 1.0    | 1.1    | 15.8   | △ 0.8  | 1.2    | △ 0.0  | △ 21.5 |
| 19 ( 2007)            | △ 16.2 | △ 12.0 | △ 13.9 | △ 28.7 | △ 12.4 | △ 24.4 | 59.8   |
| 平成19年 1~3月 (J~M 2007) | △ 3.1  | △ 1.8  | △ 3.5  | △ 6.6  | △ 1.9  | 52.7   | 30.3   |
| 4~6 (A~J )            | 4.1    | △ 7.8  | 14.3   | 3.2    | 14.9   | 4.2    | 72.0   |
| 7~9 (J~S )            | △ 36.7 | △ 26.6 | △ 24.9 | △ 46.7 | △ 40.7 | △ 16.5 | 2.6    |
| 10~12 (O~D )          | △ 22.0 | △ 6.5  | △ 30.1 | △ 51.4 | △ 14.9 | △ 28.0 | 44.9   |
| 平成20年 1~3月 (J~M 2008) | △ 9.4  | △ 5.0  | △ 20.7 | △ 19.1 | △ 6.6  | △ 47.6 | 122.0  |
| 平成19年 6月 (June 2007)  | 19.3   | △ 6.8  | 71.9   | 14.7   | 44.0   | △ 27.0 | 57.9   |
| 7 (July )             | △ 22.7 | △ 24.2 | △ 23.5 | △ 17.5 | △ 24.7 | 35.7   | 24.5   |
| 8 (Aug. )             | △ 42.1 | △ 33.0 | △ 8.3  | △ 53.0 | △ 45.7 | △ 44.6 | 8.8    |
| 9 (Sept. )            | △ 44.7 | △ 22.3 | △ 40.1 | △ 66.2 | △ 51.4 | △ 38.9 | △ 25.9 |
| 10 (Oct. )            | △ 31.5 | △ 7.8  | △ 56.8 | △ 53.0 | △ 36.0 | △ 58.7 | 43.5   |
| 11 (Nov. )            | △ 20.3 | △ 7.6  | 3.8    | △ 55.9 | △ 10.8 | 5.4    | 103.7  |
| 12 (Dec. )            | △ 13.8 | △ 4.0  | △ 49.2 | △ 45.2 | 1.3    | △ 15.1 | △ 8.8  |
| 平成20年 1月 (Jan. 2008)  | △ 10.3 | △ 3.3  | △ 31.4 | △ 14.8 | △ 14.7 | △ 61.7 | 478.4  |
| 2 (Feb. )             | △ 15.0 | △ 5.0  | △ 64.6 | △ 14.5 | △ 16.9 | △ 31.9 | △ 54.6 |
| 3 (Mar. )             | △ 3.1  | △ 6.6  | 52.5   | △ 26.4 | 14.2   | △ 7.9  | 34.8   |
| 4 (Apr. )             | △ 12.5 | △ 6.6  | △ 51.8 | △ 21.6 | △ 5.8  | △ 31.1 | △ 30.1 |
| 5 (May )              | △ 16.0 | △ 6.5  | △ 2.9  | △ 18.5 | △ 23.3 | △ 9.7  | △ 27.2 |
| 6 (June )             | △ 29.0 | △ 6.6  | △ 40.0 | △ 36.0 | △ 38.4 | △ 8.9  | △ 47.0 |

資料出所 : 国土交通省 総合政策局

Source: Policy Bureau, Ministry of Land, Infrastructure and Transport

(注) 各項目と総計は、四捨五入の関係で必ずしも一致しない。

Note: Each item and Total are not necessarily in agreement due to rounding off.

# I. 建築着工統計(2) Building Starts

(2) 建築物着工(非居住用)：使途別(床面積)

Building Starts : (Non-dwelling) by Use (Floor area)

| 年 月<br>Fiscal Year<br>Month | 床 面 積 (千平方メートル) Floor area (Thousand square meters) |                  |               |                               |                   |                       |                           |                 |
|-----------------------------|---|------------------|---------------|-------------------------------|-------------------|-----------------------|---------------------------|-----------------|
|                             | 総 計<br>Total  | 事 務 所<br>Offices | 店 舗<br>Stores | 工 場 及 び<br>作 業 場<br>Factories | 倉 庫<br>Warehouses | 学 校 の<br>舎<br>Schools | 病 院<br>診 療 所<br>Hospitals | そ の 他<br>Others |
| 平成15年度 (F.Y. 2003)          | 64,747  | 7,550            | 10,637        | 9,945                         | 7,343             | 4,602                 | 3,892                     | 20,779          |
| 16 (2004)                   | 70,697  | 8,076            | 11,433        | 13,521                        | 7,918             | 4,260                 | 3,708                     | 21,781          |
| 17 (2005)                   | 72,216  | 7,759            | 12,501        | 14,226                        | 9,137             | 4,658                 | 3,034                     | 20,900          |
| 18 (2006)                   | 72,114  | 7,926            | 11,321        | 15,547                        | 9,957             | 4,129                 | 2,985                     | 20,248          |
| 19 (2007)                   | 63,773  | 7,391            | 12,977        | 12,139                        | 8,000             | 3,835                 | 3,036                     | 16,396          |
| 平成19年 1~3月 (J~M 2007)       | 15,132  | 1,869            | 2,674         | 3,071                         | 2,209             | 651                   | 581                       | 4,077           |
| 4~6 (A~J )                  | 22,793  | 2,514            | 4,383         | 4,424                         | 3,163             | 1,445                 | 1,100                     | 5,764           |
| 7~9 (J~S )                  | 11,918  | 1,163            | 1,714         | 1,968                         | 1,806             | 903                   | 611                       | 3,752           |
| 10~12 (O~D )                | 15,264  | 1,507            | 4,503         | 3,022                         | 1,202             | 813                   | 715                       | 3,502           |
| 平成20年 1~3月 (J~M 2008)       | 13,799  | 2,207            | 2,377         | 2,724                         | 1,828             | 675                   | 610                       | 3,377           |
| 平成19年 6月 (June 2007)        | 9,594   | 882              | 2,228         | 1,836                         | 1,011             | 624                   | 473                       | 2,540           |
| 7 (July )                   | 5,101   | 467              | 884           | 907                           | 658               | 428                   | 277                       | 1,480           |
| 8 (Aug. )                   | 3,847   | 387              | 405           | 658                           | 714               | 312                   | 91                        | 1,279           |
| 9 (Sept. )                  | 2,970   | 309              | 425           | 403                           | 435               | 163                   | 243                       | 994             |
| 10 (Oct. )                  | 3,837   | 418              | 382           | 1,116                         | 278               | 314                   | 292                       | 1,037           |
| 11 (Nov. )                  | 5,439   | 542              | 1,988         | 906                           | 345               | 262                   | 181                       | 1,214           |
| 12 (Dec. )                  | 5,987   | 546              | 2,132         | 1,000                         | 579               | 236                   | 243                       | 1,251           |
| 平成20年 1月 (Jan. 2008)        | 4,469   | 636              | 911           | 749                           | 755               | 197                   | 177                       | 1,043           |
| 2 (Feb. )                   | 4,057   | 547              | 614           | 901                           | 469               | 240                   | 224                       | 1,063           |
| 3 (Mar. )                   | 5,272   | 1,024            | 852           | 1,074                         | 605               | 238                   | 209                       | 1,271           |
| 4 (Apr. )                   | 5,011   | 980              | 655           | 1,027                         | 600               | 243                   | 209                       | 1,297           |
| 5 (May )                    | 5,263   | 740              | 807           | 1,185                         | 691               | 219                   | 161                       | 1,460           |
| 6 (June )                   | 5,694   | 797              | 1,124         | 1,069                         | 719               | 350                   | 200                       | 1,436           |

[対前年同期比] Change ratio from same period of previous year

(単位：%)

|                       |        |        |        |        |        |        |        |        |
|-----------------------|--------|--------|--------|--------|--------|--------|--------|--------|
| 平成15年度 (F.Y. 2003)    | 6.3    | 10.5   | 2.7    | 12.9   | 8.5    | △ 6.9  | △ 12.4 | 11.0   |
| 16 (2004)             | 9.2    | 7.0    | 7.5    | 36.0   | 7.8    | △ 7.4  | △ 4.7  | 4.8    |
| 17 (2005)             | 2.1    | △ 3.9  | 9.3    | 5.2    | 15.4   | △ 9.3  | △ 18.2 | △ 4.0  |
| 18 (2006)             | △ 0.1  | 2.1    | △ 9.4  | 9.3    | 9.0    | △ 11.4 | △ 1.6  | △ 3.1  |
| 19 (2007)             | △ 11.6 | △ 6.7  | 14.6   | △ 21.9 | △ 19.7 | △ 7.1  | 1.7    | △ 19.0 |
| 平成19年 1~3月 (J~M 2007) | △ 7.6  | 4.1    | △ 11.8 | △ 8.7  | 0.1    | △ 19.4 | △ 6.6  | △ 10.3 |
| 4~6 (A~J )            | 18.3   | 22.9   | 48.7   | 6.4    | 8.7    | 27.8   | 36.7   | 9.3    |
| 7~9 (J~S )            | △ 39.1 | △ 40.0 | △ 35.3 | △ 56.5 | △ 30.7 | △ 36.9 | △ 33.6 | △ 31.8 |
| 10~12 (O~D )          | △ 15.8 | △ 27.2 | 47.6   | △ 20.3 | △ 46.2 | △ 11.3 | 5.1    | △ 35.1 |
| 平成20年 1~3月 (J~M 2008) | △ 8.8  | 18.1   | △ 11.1 | △ 11.3 | △ 17.2 | 3.7    | 5.1    | △ 17.2 |
| 平成19年 6月 (June 2007)  | 47.4   | 36.4   | 152.2  | 25.3   | 12.5   | 65.5   | 59.5   | 30.7   |
| 7 (July )             | △ 21.2 | △ 34.5 | △ 11.1 | △ 34.6 | △ 28.7 | △ 18.0 | △ 18.9 | △ 7.0  |
| 8 (Aug. )             | △ 42.5 | △ 42.5 | △ 46.3 | △ 56.7 | △ 22.8 | △ 33.7 | △ 73.1 | △ 36.1 |
| 9 (Sept. )            | △ 53.7 | △ 44.1 | △ 52.8 | △ 75.1 | △ 42.7 | △ 62.9 | 0.9    | △ 48.0 |
| 10 (Oct. )            | △ 34.8 | △ 36.7 | △ 47.7 | △ 4.8  | △ 67.1 | 8.6    | 52.5   | △ 48.0 |
| 11 (Nov. )            | △ 9.6  | △ 5.9  | 82.1   | △ 27.9 | △ 53.1 | △ 20.8 | △ 29.2 | △ 31.5 |
| 12 (Dec. )            | △ 3.9  | △ 34.5 | 73.6   | △ 26.7 | △ 11.0 | △ 20.3 | 3.9    | △ 23.0 |
| 平成20年 1月 (Jan. 2008)  | △ 13.2 | △ 8.3  | 3.0    | △ 19.3 | △ 11.0 | △ 22.0 | 1.9    | △ 23.8 |
| 2 (Feb. )             | △ 25.1 | △ 7.4  | △ 43.9 | △ 19.2 | △ 39.3 | 25.3   | △ 4.7  | △ 25.3 |
| 3 (Mar. )             | 15.6   | 75.2   | 22.4   | 4.4    | 2.7    | 15.2   | 21.6   | △ 1.0  |
| 4 (Apr. )             | △ 17.2 | 12.1   | △ 23.5 | △ 19.0 | △ 23.2 | △ 41.0 | △ 25.0 | △ 18.1 |
| 5 (May )              | △ 26.3 | △ 2.4  | △ 37.9 | △ 10.2 | △ 49.6 | △ 46.4 | △ 53.8 | △ 10.9 |
| 6 (June )             | △ 40.6 | △ 9.6  | △ 49.5 | △ 41.8 | △ 28.9 | △ 44.0 | △ 57.8 | △ 43.5 |

資料出所：国土交通省 総合政策局

Source: Policy Bureau, Ministry of Land, Infrastructure and Transport

(注) 各項目と総計は、四捨五入の関係で必ずしも一致しない。

Note: Each item and Total are not necessarily in agreement due to rounding off.



# I. 建築着工統計(3) Building Starts

(3) 建築物着工(非居住用) : 使途別(工事費予定額)

Building Starts : (Non-dwelling) by Use (Estimated construction price)

| 年 月<br>Fiscal Year<br>Month | 工事費予定額(億円) Estimated construction price (100 Million yen) |                |              |                          |                  |                     |                        |               |
|-----------------------------|---|----------------|--------------|--------------------------|------------------|---------------------|------------------------|---------------|
|                             | 総計<br>Total   | 事務所<br>Offices | 店舗<br>Stores | 工場及び<br>作業場<br>Factories | 倉庫<br>Warehouses | 学校の<br>舎<br>Schools | 病院<br>診療所<br>Hospitals | その他<br>Others |
| 平成15年度 (F.Y. 2003)          | 90,705  | 14,878         | 10,200       | 9,860                    | 5,503            | 9,517               | 8,365                  | 32,381        |
| 16 (2004)                   | 93,387  | 15,677         | 11,178       | 14,035                   | 5,703            | 7,795               | 7,367                  | 31,632        |
| 17 (2005)                   | 96,511  | 14,362         | 12,836       | 15,622                   | 6,663            | 8,446               | 6,785                  | 31,796        |
| 18 (2006)                   | 97,801  | 14,167         | 12,459       | 17,315                   | 7,844            | 7,573               | 6,496                  | 31,947        |
| 19 (2007)                   | 90,557  | 14,508         | 14,120       | 14,757                   | 6,718            | 7,424               | 6,846                  | 26,184        |
| 平成19年 1~3月 (J~M 2007)       | 20,107  | 3,262          | 2,910        | 3,538                    | 1,816            | 1,128               | 1,215                  | 6,237         |
| 4~6 (A~J)                   | 31,596  | 4,774          | 4,820        | 4,953                    | 2,503            | 2,856               | 2,523                  | 9,167         |
| 7~9 (J~S)                   | 17,048  | 2,236          | 1,871        | 2,408                    | 1,577            | 1,735               | 1,427                  | 5,794         |
| 10~12 (O~D)                 | 20,972  | 2,755          | 4,533        | 3,694                    | 1,053            | 1,611               | 1,544                  | 5,782         |
| 平成20年 1~3月 (J~M 2008)       | 20,941  | 4,743          | 2,897        | 3,701                    | 1,586            | 1,222               | 1,352                  | 5,442         |
| 平成19年 6月 (June 2007)        | 13,277  | 1,557          | 2,380        | 2,065                    | 786              | 1,192               | 1,138                  | 4,159         |
| 7 (July)                    | 7,075   | 831            | 940          | 1,102                    | 572              | 797                 | 670                    | 2,164         |
| 8 (Aug.)                    | 5,453   | 787            | 462          | 811                      | 634              | 591                 | 190                    | 1,978         |
| 9 (Sept.)                   | 4,520   | 618            | 468          | 495                      | 371              | 347                 | 568                    | 1,652         |
| 10 (Oct.)                   | 6,123   | 809            | 435          | 1,389                    | 201              | 639                 | 623                    | 2,026         |
| 11 (Nov.)                   | 7,116   | 871            | 2,021        | 1,210                    | 310              | 512                 | 410                    | 1,783         |
| 12 (Dec.)                   | 7,733   | 1,076          | 2,077        | 1,096                    | 541              | 460                 | 511                    | 1,973         |
| 平成20年 1月 (Jan. 2008)        | 6,377   | 1,237          | 1,135        | 889                      | 675              | 362                 | 380                    | 1,699         |
| 2 (Feb.)                    | 6,121   | 1,193          | 727          | 1,187                    | 411              | 383                 | 524                    | 1,695         |
| 3 (Mar.)                    | 8,443   | 2,312          | 1,035        | 1,625                    | 499              | 477                 | 448                    | 2,047         |
| 4 (Apr.)                    | 8,119   | 2,244          | 734          | 1,329                    | 549              | 563                 | 436                    | 2,265         |
| 5 (May)                     | 9,153   | 1,478          | 1,101        | 1,486                    | 815              | 409                 | 424                    | 3,440         |
| 6 (June)                    | 8,430   | 1,581          | 1,311        | 1,520                    | 687              | 681                 | 439                    | 2,213         |

[対前年同期比] Change ratio from same period of previous year

(単位: %)

|                       |        |        |        |        |        |        |        |        |
|-----------------------|--------|--------|--------|--------|--------|--------|--------|--------|
| 平成15年度 (F.Y. 2003)    | 3.3    | 20.7   | △ 4.8  | 15.2   | 15.3   | △ 4.1  | △ 15.5 | 2.5    |
| 16 (2004)             | 3.0    | 5.4    | 9.6    | 42.3   | 3.6    | △ 18.1 | △ 11.9 | △ 2.3  |
| 17 (2005)             | 3.3    | △ 8.4  | 14.8   | 11.3   | 16.8   | 8.4    | △ 7.9  | 0.5    |
| 18 (2006)             | 1.3    | △ 1.4  | △ 2.9  | 10.8   | 17.7   | △ 10.3 | △ 4.3  | 0.5    |
| 19 (2007)             | △ 7.4  | 2.4    | 13.3   | △ 14.8 | △ 14.3 | △ 2.0  | 5.4    | △ 18.0 |
| 平成19年 1~3月 (J~M 2007) | △ 9.9  | △ 7.3  | △ 8.7  | △ 8.4  | 12.8   | △ 26.0 | △ 7.6  | △ 14.6 |
| 4~6 (A~J)             | 23.5   | 27.0   | 56.0   | 7.1    | 12.3   | 33.5   | 37.9   | 16.0   |
| 7~9 (J~S)             | △ 35.6 | △ 37.1 | △ 31.8 | △ 53.7 | △ 23.5 | △ 33.5 | △ 32.1 | △ 29.2 |
| 10~12 (O~D)           | △ 18.3 | △ 23.2 | 21.9   | △ 6.3  | △ 39.4 | △ 5.2  | 14.4   | △ 39.9 |
| 平成20年 1~3月 (J~M 2008) | 4.2    | 45.4   | △ 0.5  | 4.6    | △ 12.7 | 8.3    | 11.3   | △ 12.7 |
| 平成19年 6月 (June 2007)  | 54.2   | 48.0   | 149.5  | 36.3   | 16.4   | 74.0   | 58.3   | 38.2   |
| 7 (July)              | △ 18.5 | △ 40.4 | △ 10.7 | △ 27.2 | △ 22.1 | △ 9.7  | △ 14.3 | △ 6.7  |
| 8 (Aug.)              | △ 40.2 | △ 36.5 | △ 42.1 | △ 56.2 | △ 13.4 | △ 34.0 | △ 76.9 | △ 28.7 |
| 9 (Sept.)             | △ 47.8 | △ 33.1 | △ 47.4 | △ 73.1 | △ 37.7 | △ 58.2 | 13.7   | △ 46.5 |
| 10 (Oct.)             | △ 29.6 | △ 24.8 | △ 40.5 | 11.4   | △ 68.1 | 10.1   | 76.5   | △ 50.3 |
| 11 (Nov.)             | △ 17.0 | △ 12.6 | 50.1   | △ 8.6  | △ 46.9 | △ 16.9 | △ 31.5 | △ 42.7 |
| 12 (Dec.)             | △ 7.8  | △ 29.0 | 26.7   | △ 20.2 | 3.9    | △ 8.4  | 28.4   | △ 19.2 |
| 平成20年 1月 (Jan. 2008)  | △ 5.4  | 0.7    | 18.4   | △ 23.0 | △ 0.5  | △ 13.8 | 5.2    | △ 12.5 |
| 2 (Feb.)              | △ 13.9 | 18.1   | △ 36.5 | 3.9    | △ 34.2 | 17.2   | 2.7    | △ 27.7 |
| 3 (Mar.)              | 34.9   | 126.1  | 28.4   | 30.9   | △ 2.7  | 25.2   | 30.3   | 5.0    |
| 4 (Apr.)              | △ 8.3  | 24.6   | △ 33.1 | △ 8.8  | △ 5.5  | △ 31.4 | △ 21.0 | △ 10.9 |
| 5 (May)               | △ 3.3  | 4.3    | △ 18.0 | 3.8    | △ 28.3 | △ 51.5 | △ 49.1 | 39.5   |
| 6 (June)              | △ 36.5 | 1.5    | △ 44.9 | △ 26.4 | △ 12.7 | △ 42.9 | △ 61.5 | △ 46.8 |

資料出所: 国土交通省 総合政策局

Source: Policy Bureau, Ministry of Land, Infrastructure and Transport

(注) 各項目と総計は、四捨五入の関係で必ずしも一致しない。

Note: Each item and Total are not necessarily in agreement due to rounding off.

# I. 建築着工統計(4) Building Starts

(4) 建築物着工：主な構造・用途の建築着工予定工事費単価及び指数

Building Starts : Estimated construction price per sq.m., by type of Structural frame & Use

(単位：千円/㎡, 2000年=100 Unit : Thousand yen per sq.m.)

| 年 月<br>Year Month    | 木 造<br>Wooden                       |              | 鉄骨鉄筋コンクリート造<br>Steel-frame reinforced concrete |              | 鉄筋コンクリート造<br>Reinforced concrete    |              | 鉄 骨 造<br>Steel frame       |              |
|----------------------|-------------------------------------|--------------|--|--------------|-------------------------------------|--------------|----------------------------|--------------|
|                      | 居 住 専 用<br>Exclusively for dwelling |              | 事 務 所<br>Offices                               |              | 居 住 専 用<br>Exclusively for dwelling |              | 工 場 及 び 作 業 場<br>Factories |              |
|                      | 単 価<br>Price                        | 指 数<br>Index | 単 価<br>Price                                   | 指 数<br>Index | 単 価<br>Price                        | 指 数<br>Index | 単 価<br>Price               | 指 数<br>Index |
| 平成12年 (C.Y. 2000)    | 161                                 | 100.0        | 275  | 100.0        | 161                                 | 100.0        | 100                        | 100.0        |
| 13 ( 2001)           | 159                                 | 98.8         | 286  | 104.0        | 157                                 | 97.5         | 97                         | 97.0         |
| 14 ( 2002)           | 156                                 | 96.9         | 266  | 96.7         | 162                                 | 100.6        | 97                         | 97.0         |
| 15 ( 2003)           | 155                                 | 96.3         | 239  | 86.9         | 167                                 | 103.7        | 92                         | 92.0         |
| 16 ( 2004)           | 154                                 | 95.7         | 313  | 113.8        | 165                                 | 102.5        | 102                        | 102.0        |
| 17 ( 2005)           | 154                                 | 95.7         | 309  | 112.4        | 164                                 | 101.9        | 106                        | 106.0        |
| 18 ( 2006)           | 155                                 | 96.3         | 267  | 97.1         | 166                                 | 103.1        | 110                        | 110.0        |
| 19 ( 2007)           | 156                                 | 96.9         | 258  | 93.8         | 173                                 | 107.5        | 116                        | 116.0        |
| 平成19年 6月 (June 2007) | 156                                 | 96.7         | 285  | 96.7         | 172                                 | 109.1        | 107                        | 110.3        |
| 7 (July )            | 156                                 | 96.7         | 290  | 109.1        | 185                                 | 111.2        | 116                        | 116.0        |
| 8 (Aug. )            | 155                                 | 96.7         | 325  | 106.3        | 180                                 | 110.1        | 125                        | 121.0        |
| 9 (Sept. )           | 156                                 | 96.5         | 262  | 110.1        | 167                                 | 108.5        | 122                        | 124.7        |
| 10 (Oct. )           | 155                                 | 96.7         | 321  | 97.6         | 177                                 | 108.1        | 127                        | 127.3        |
| 11 (Nov. )           | 156                                 | 96.7         | 222  | 97.9         | 178                                 | 111.0        | 133                        | 123.3        |
| 12 (Dec. )           | 156                                 | 97.1         | 265  | 95.0         | 181                                 | 114.9        | 110                        | 120.0        |
| 平成20年 1月 (Jan. 2008) | 157                                 | 97.3         | 297  | 102.3        | 196                                 | 119.0        | 117                        | 119.0        |
| 2 (Feb. )            | 157                                 | 97.5         | 282  | 105.7        | 198                                 | 118.0        | 130                        | 129.3        |
| 3 (Mar. )            | 157                                 | 97.5         | 293  | 97.1         | 176                                 | 116.8        | 141                        | 133.7        |
| 4 (Apr. )            | 157                                 | 97.5         | 226  | 94.3         | 190                                 | 116.1        | 130                        | r 132.0      |
| 5 (May )             | 157                                 | 97.7         | 259  | 97.8         | 195                                 | 121.1        | 125                        | 132.7        |
| 6 (June )            | 158                                 | P 97.8       | 322  | P 105.6      | 200                                 | P 122.7      | 143                        | P 134.0      |

(注) 1. 月別指数は、3箇月移動平均である。

(注) 2. 数値の一部に誤り(r値)がありました。お詫びして訂正致します。

(P : 暫定値)

## II. 住宅着工統計（1）Housing Starts

### (1) 住宅着工：新設住宅の利用関係別（戸数）

Housing Starts : New Construction Starts of Houses  
by Owner Occupant Relation (Number of Housing Units)

(単位：戸 Unit: Housing unit, %)

| 年 月<br>Fiscal Year<br>Month | 総 計<br>Total |        | 利 用 関 係 別<br>Owner Occupant Relation |        |               |        |                   |        |                           |        |
|-----------------------------|--------------|--------|--------------------------------------|--------|---------------|--------|-------------------|--------|---------------------------|--------|
|                             |              |        | 持 家<br>Owned                         |        | 貸 家<br>Rented |        | 給 与 住 宅<br>Issued |        | 分 譲 住 宅<br>Built for Sale |        |
|                             |              |        | 戸 数                                  | 前年比    | 戸 数           | 前年比    | 戸 数               | 前年比    | 戸 数                       | 前年比    |
| 平成15年度 (F.Y. 2003)          | 1,173,649    | 2.5    | 373,015                              | 2.1    | 458,708       | 0.9    | 8,101             | △ 15.1 | 333,825                   | 5.6    |
| 16 ( 2004)                  | 1,193,038    | 1.7    | 367,233                              | △ 1.6  | 467,348       | 1.9    | 9,413             | 16.2   | 349,044                   | 4.6    |
| 17 ( 2005)                  | 1,249,366    | 4.7    | 352,577                              | △ 4.0  | 517,999       | 10.8   | 8,515             | △ 9.5  | 370,275                   | 6.1    |
| 18 ( 2006)                  | 1,285,246    | 2.9    | 355,700                              | 0.9    | 537,943       | 3.9    | 9,100             | 6.9    | 382,503                   | 3.3    |
| 19 ( 2007)                  | 1,035,598    | △ 19.4 | 311,803                              | △ 12.3 | 430,867       | △ 19.9 | 10,311            | 13.3   | 282,617                   | △ 26.1 |
| 平成19年 1～3月 (J～M 2007)       | 279,067      | △ 1.8  | 72,536                               | △ 3.7  | 113,654       | △ 4.6  | 1,416             | △ 8.3  | 91,461                    | 3.8    |
| 4～6 (A～J )                  | 325,480      | △ 2.6  | 90,120                               | △ 8.8  | 136,065       | 0.3    | 4,060             | 58.1   | 95,235                    | △ 2.0  |
| 7～9 (J～S )                  | 207,808      | △ 37.1 | 72,711                               | △ 26.3 | 81,513        | △ 41.0 | 2,604             | 13.1   | 50,980                    | △ 44.1 |
| 10～12 (O～D )                | 248,386      | △ 27.3 | 79,498                               | △ 7.2  | 110,501       | △ 26.5 | 1,286             | △ 54.3 | 57,101                    | △ 44.4 |
| 平成20年 1～3月 (J～M 2008)       | 253,924      | △ 9.0  | 69,474                               | △ 4.2  | 102,788       | △ 9.6  | 2,361             | 66.7   | 79,301                    | △ 13.3 |
| 平成19年 6月 (June 2007)        | 121,149      | 6.0    | 31,695                               | △ 7.1  | 53,406        | 13.1   | 1,421             | 48.6   | 34,627                    | 8.2    |
| 7 (July )                   | 81,714       | △ 23.4 | 24,093                               | △ 26.0 | 34,763        | △ 25.3 | 1,615             | 104.7  | 21,243                    | △ 20.6 |
| 8 (Aug. )                   | 63,076       | △ 43.3 | 23,187                               | △ 31.0 | 24,001        | △ 46.6 | 682               | △ 27.8 | 15,206                    | △ 52.0 |
| 9 (Sept. )                  | 63,018       | △ 44.0 | 25,431                               | △ 21.6 | 22,749        | △ 51.3 | 307               | △ 46.0 | 14,531                    | △ 55.6 |
| 10 (Oct. )                  | 76,920       | △ 35.0 | 27,724                               | △ 8.0  | 31,706        | △ 40.2 | 453               | △ 56.3 | 17,037                    | △ 50.2 |
| 11 (Nov. )                  | 84,252       | △ 27.0 | 26,604                               | △ 7.6  | 38,859        | △ 23.4 | 311               | △ 58.6 | 18,478                    | △ 47.4 |
| 12 (Dec. )                  | 87,214       | △ 19.2 | 25,170                               | △ 6.0  | 39,936        | △ 14.4 | 522               | △ 49.1 | 21,586                    | △ 35.5 |
| 平成20年 1月 (Jan. 2008)        | 86,971       | △ 5.7  | 22,480                               | △ 4.2  | 38,776        | △ 2.7  | 663               | 20.8   | 25,052                    | △ 11.6 |
| 2 (Feb. )                   | 82,962       | △ 5.0  | 22,494                               | △ 2.1  | 33,063        | △ 3.1  | 648               | 2.7    | 26,757                    | △ 9.7  |
| 3 (Mar. )                   | 83,991       | △ 15.6 | 24,500                               | △ 6.1  | 30,949        | △ 22.0 | 1,050             | 344.9  | 27,492                    | △ 18.0 |
| 4 (Apr. )                   | 97,930       | △ 8.7  | 27,274                               | △ 7.8  | 39,220        | △ 5.3  | 388               | △ 76.2 | 31,048                    | △ 10.4 |
| 5 (May )                    | 90,804       | △ 6.5  | 27,194                               | △ 5.7  | 37,733        | △ 8.6  | 720               | △ 28.6 | 25,157                    | △ 3.1  |
| 6 (June )                   | 100,929      | △ 16.7 | 29,605                               | △ 6.6  | 45,325        | △ 15.1 | 803               | △ 43.5 | 25,196                    | △ 27.2 |

### (2) 住宅着工：新設住宅の利用関係別（床面積）

Housing Starts : New Construction Starts of Houses  
by Owner Occupant Relation (Floor area)

(単位：千平方メートル Unit: Thousand square meters, %)

| 年 月<br>Fiscal Year<br>Month | 総 計<br>Total |        | 利 用 関 係 別<br>Owner Occupant Relation |        |               |        |                   |        |                           |        |
|-----------------------------|--------------|--------|--------------------------------------|--------|---------------|--------|-------------------|--------|---------------------------|--------|
|                             |              |        | 持 家<br>Owned                         |        | 貸 家<br>Rented |        | 給 与 住 宅<br>Issued |        | 分 譲 住 宅<br>Built for Sale |        |
|                             |              |        | 床面積                                  | 前年比    | 床面積           | 前年比    | 床面積               | 前年比    | 床面積                       | 前年比    |
| 平成15年度 (F.Y. 2003)          | 104,945      | 1.5    | 50,284                               | 1.3    | 22,391        | △ 1.5  | 573               | △ 16.6 | 31,697                    | 4.4    |
| 16 ( 2004)                  | 105,531      | 0.6    | 49,280                               | △ 2.0  | 22,144        | △ 1.1  | 648               | 13.1   | 33,459                    | 5.6    |
| 17 ( 2005)                  | 106,651      | 1.1    | 47,162                               | △ 4.3  | 24,176        | 9.2    | 574               | △ 11.5 | 34,739                    | 3.8    |
| 18 ( 2006)                  | 108,647      | 1.9    | 47,409                               | 0.5    | 24,742        | 2.3    | 608               | 5.9    | 35,889                    | 3.3    |
| 19 ( 2007)                  | 88,360       | △ 18.7 | 41,037                               | △ 13.4 | 19,606        | △ 20.8 | 656               | 8.0    | 27,061                    | △ 24.6 |
| 平成19年 1～3月 (J～M 2007)       | 23,494       | △ 0.7  | 9,600                                | △ 3.7  | 5,274         | △ 4.2  | 100               | △ 9.6  | 8,520                     | 5.5    |
| 4～6 (A～J )                  | 27,779       | △ 3.7  | 12,092                               | △ 9.6  | 6,296         | 0.8    | 274               | 54.8   | 9,117                     | 0.7    |
| 7～9 (J～S )                  | 18,494       | △ 34.5 | 9,546                                | △ 27.4 | 3,824         | △ 40.5 | 142               | △ 12.4 | 4,982                     | △ 41.4 |
| 10～12 (O～D )                | 20,883       | △ 25.6 | 10,323                               | △ 8.5  | 4,897         | △ 28.0 | 107               | △ 36.5 | 5,556                     | △ 43.4 |
| 平成20年 1～3月 (J～M 2008)       | 21,204       | △ 9.7  | 9,075                                | △ 5.5  | 4,590         | △ 13.0 | 133               | 33.4   | 7,406                     | △ 13.1 |
| 平成19年 6月 (June 2007)        | 10,127       | 2.9    | 4,264                                | △ 7.4  | 2,475         | 16.1   | 93                | 50.3   | 3,295                     | 8.3    |
| 7 (July )                   | 6,955        | △ 23.3 | 3,199                                | △ 26.6 | 1,564         | △ 28.3 | 87                | 92.7   | 2,105                     | △ 15.3 |
| 8 (Aug. )                   | 5,667        | △ 41.1 | 3,032                                | △ 32.3 | 1,145         | △ 46.1 | 36                | △ 53.7 | 1,454                     | △ 50.7 |
| 9 (Sept. )                  | 5,872        | △ 38.4 | 3,315                                | △ 23.2 | 1,115         | △ 47.3 | 19                | △ 51.7 | 1,423                     | △ 53.6 |
| 10 (Oct. )                  | 6,802        | △ 29.4 | 3,618                                | △ 9.3  | 1,459         | △ 38.4 | 37                | △ 29.7 | 1,688                     | △ 47.7 |
| 11 (Nov. )                  | 6,986        | △ 26.7 | 3,453                                | △ 9.1  | 1,711         | △ 26.1 | 24                | △ 54.5 | 1,798                     | △ 46.5 |
| 12 (Dec. )                  | 7,095        | △ 20.3 | 3,253                                | △ 7.0  | 1,726         | △ 18.4 | 45                | △ 26.9 | 2,071                     | △ 35.8 |
| 平成20年 1月 (Jan. 2008)        | 6,961        | △ 7.4  | 2,900                                | △ 5.3  | 1,695         | △ 5.6  | 43                | 11.0   | 2,323                     | △ 11.4 |
| 2 (Feb. )                   | 6,822        | △ 8.2  | 2,925                                | △ 3.6  | 1,461         | △ 7.3  | 37                | △ 11.6 | 2,400                     | △ 13.7 |
| 3 (Mar. )                   | 7,420        | △ 13.1 | 3,250                                | △ 7.2  | 1,434         | △ 24.7 | 54                | 171.6  | 2,682                     | △ 13.9 |
| 4 (Apr. )                   | 8,354        | △ 10.7 | 3,628                                | △ 8.9  | 1,860         | △ 2.2  | 43                | △ 65.8 | 2,823                     | △ 15.7 |
| 5 (May )                    | 7,624        | △ 8.1  | 3,615                                | △ 6.1  | 1,649         | △ 14.1 | 55                | 2.3    | 2,304                     | △ 6.8  |
| 6 (June )                   | 8,265        | △ 18.4 | 3,905                                | △ 8.4  | 2,018         | △ 18.5 | 54                | △ 42.3 | 2,288                     | △ 30.6 |

資料出所：国土交通省 総合政策局

Source: Policy Bureau, Ministry of Land, Infrastructure and Transport

(注) 各項目と総計は、四捨五入の関係で必ずしも一致しない。

Note: Each item and Total are not necessarily in agreement due to rounding off.

## II. 住宅着工統計（２）Housing Starts

(3) 住宅着工：新設住宅の構造別（戸数）

Housing Starts : New Construction Starts of Houses  
by Structural frame (Number of Housing Units)

(単位：戸 Unit : Housing unit)

| 年 月<br>Fiscal Year<br>Month | 総 計<br>Grand<br>total | 構 造 別 Type of structural frame |  |  |                         |                                      |                 |
|-----------------------------|-----------------------|--------------------------------|--|--|-------------------------|--------------------------------------|-----------------|
|                             |                       | 木 造<br>Wooden                  | 鉄骨鉄筋<br>コンクリート造<br>Steel-frame<br>reinforced<br>concrete | 鉄 筋<br>コンクリート造<br>Reinforced<br>concrete | 鉄 骨 造<br>Steel<br>frame | コンクリート<br>ブロック造<br>Concrete<br>block | そ の 他<br>Others |
| 平成15年度 (F. Y. 2003)         | 1, 173, 649           | 529, 044                       | 64, 510  | 334, 801                                 | 240, 967                | 529                                  | 3, 798          |
| 16 ( 2004)                  | 1, 193, 038           | 541, 960                       | 40, 079  | 372, 097                                 | 235, 279                | 470                                  | 3, 153          |
| 17 ( 2005)                  | 1, 249, 366           | 545, 370                       | 24, 637  | 450, 046                                 | 226, 193                | 427                                  | 2, 693          |
| 18 ( 2006)                  | 1, 285, 246           | 556, 101                       | 34, 525  | 467, 185                                 | 225, 241                | 543                                  | 1, 651          |
| 19 ( 2007)                  | 1, 035, 598           | 505, 825                       | 17, 620  | 309, 733                                 | 200, 307                | 362                                  | 1, 751          |
| 平成19年 1～ 3月 (J～M 2007)      | 279, 067              | 116, 802                       | 8, 241   | 104, 823                                 | 48, 833                 | 118                                  | 250             |
| 4～ 6 (A～J )                 | 325, 480              | 137, 838                       | 8, 745   | 119, 915                                 | 58, 356                 | 115                                  | 511             |
| 7～ 9 (J～S )                 | 207, 808              | 108, 427                       | 2, 569   | 58, 365                                  | 38, 116                 | 77                                   | 254             |
| 10～12 (O～D )                | 248, 386              | 141, 479                       | 1, 727   | 52, 445                                  | 52, 089                 | 92                                   | 554             |
| 平成20年 1～ 3月 (J～M 2008)      | 253, 924              | 118, 081                       | 4, 579   | 79, 008                                  | 51, 746                 | 78                                   | 432             |
| 平成19年 6月 (June 2007)        | 121, 149              | 48, 326                        | 3, 583   | 45, 843                                  | 23, 148                 | 44                                   | 205             |
| 7 (July )                   | 81, 714               | 37, 609                        | 1, 015   | 28, 012                                  | 14, 960                 | 32                                   | 86              |
| 8 (Aug. )                   | 63, 076               | 32, 901                        | 784  | 18, 052                                  | 11, 244                 | 12                                   | 83              |
| 9 (Sept. )                  | 63, 018               | 37, 917                        | 770  | 12, 301                                  | 11, 912                 | 33                                   | 85              |
| 10 (Oct. )                  | 76, 920               | 45, 930                        | 600  | 15, 248                                  | 15, 030                 | 29                                   | 83              |
| 11 (Nov. )                  | 84, 252               | 47, 686                        | 604  | 17, 538                                  | 18, 241                 | 27                                   | 156             |
| 12 (Dec. )                  | 87, 214               | 47, 863                        | 523  | 19, 659                                  | 18, 818                 | 36                                   | 315             |
| 平成20年 1月 (Jan. 2008)        | 86, 971               | 41, 666                        | 785  | 24, 295                                  | 19, 922                 | 40                                   | 263             |
| 2 (Feb. )                   | 82, 962               | 36, 852                        | 1, 531   | 27, 902                                  | 16, 571                 | 21                                   | 85              |
| 3 (Mar. )                   | 83, 991               | 39, 563                        | 2, 263   | 26, 811                                  | 15, 253                 | 17                                   | 84              |
| 4 (Apr. )                   | 97, 930               | 43, 274                        | 1, 677   | 35, 173                                  | 17, 682                 | 35                                   | 89              |
| 5 (May )                    | 90, 804               | 42, 729                        | 1, 695   | 28, 725                                  | 17, 462                 | 50                                   | 143             |
| 6 (June )                   | 100, 929              | 47, 601                        | 1, 946   | 31, 341                                  | 19, 847                 | 63                                   | 131             |

資料出所：国土交通省 総合政策局

Source: Policy Bureau, Ministry of Land, Infrastructure and Transport

### Ⅲ. 建築着工統計による単価（床面積当たり工事費予定額）及び指数（1） Estimated Construction price and index per sq.m. by Building Starts

（単位：千円/㎡，東京=100）

(1) 都道府県別・構造別（2007年平均）

Unit: Thousand yen/sq. m., Tokyo=100

| 都道府県 Prefectures  | W 造                 |              | SRC造                |              | RC造                 |              | S 造                 |              |
|-------------------|---------------------|--------------|---------------------|--------------|---------------------|--------------|---------------------|--------------|
|                   | 単 価<br>Const. price | 指 数<br>Index | 単 価<br>Const. price | 指 数<br>Index | 単 価<br>Const. price | 指 数<br>Index | 単 価<br>Const. price | 指 数<br>Index |
| 北海道 Hokkaido      | 141                 | 80.2         | 185                 | 77.8         | 153                 | 66.9         | 109                 | 56.6         |
| 青森 Aomori-ken     | 130                 | 73.9         | 193                 | 81.0         | 213                 | 92.9         | 130                 | 67.2         |
| 岩手 Iwate-ken      | 131                 | 74.6         | 194                 | 81.6         | 179                 | 78.0         | 108                 | 56.1         |
| 宮城 Miyagi-ken     | 143                 | 81.6         | 190                 | 79.6         | 159                 | 69.3         | 128                 | 66.2         |
| 秋田 Akita-ken      | 126                 | 71.6         | 309                 | 129.7        | 198                 | 86.5         | 127                 | 66.0         |
| 山形 Yamagata-ken   | 135                 | 77.0         | 154                 | 64.8         | 195                 | 85.2         | 126                 | 65.1         |
| 福島 Fukushima-ken  | 145                 | 82.8         | 202                 | 84.9         | 180                 | 78.5         | 111                 | 57.5         |
| 茨城 Ibaraki-ken    | 150                 | 85.6         | 269                 | 112.9        | 186                 | 81.3         | 140                 | 72.6         |
| 栃木 Tochigi-ken    | 152                 | 86.9         | 109                 | 45.6         | 167                 | 72.7         | 129                 | 66.8         |
| 群馬 Gunma-ken      | 151                 | 86.1         | 142                 | 59.7         | 204                 | 89.1         | 125                 | 64.6         |
| 埼玉 Saitama-ken    | 158                 | 89.8         | 185                 | 77.5         | 184                 | 80.2         | 136                 | 70.3         |
| 千葉 Chiba-ken      | 159                 | 90.8         | 164                 | 69.0         | 176                 | 76.8         | 129                 | 66.6         |
| 東京 Tokyo-to       | 175                 | 100.0        | 238                 | 100.0        | 229                 | 100.0        | 193                 | 100.0        |
| 神奈川 Kanagawa-ken  | 168                 | 95.5         | 155                 | 65.0         | 195                 | 85.2         | 175                 | 90.6         |
| 新潟 Niigata-ken    | 149                 | 84.8         | 177                 | 74.3         | 208                 | 90.6         | 120                 | 62.3         |
| 富山 Toyama-ken     | 150                 | 85.7         | 286                 | 119.9        | 195                 | 85.0         | 147                 | 76.0         |
| 石川 Ishikawa-ken   | 151                 | 86.0         | 161                 | 67.8         | 195                 | 85.2         | 130                 | 67.6         |
| 福井 Fukui-ken      | 149                 | 84.8         | 155                 | 65.1         | 196                 | 85.4         | 134                 | 69.6         |
| 山梨 Yamanashi-ken  | 163                 | 92.8         | 269                 | 112.7        | 198                 | 86.3         | 136                 | 70.5         |
| 長野 Nagano-ken     | 163                 | 92.9         | 197                 | 82.8         | 173                 | 75.5         | 133                 | 69.1         |
| 岐阜 Gifu-ken       | 153                 | 87.0         | 284                 | 119.1        | 185                 | 80.5         | 124                 | 64.5         |
| 静岡 Shizuoka-ken   | 164                 | 93.4         | 210                 | 88.1         | 188                 | 81.9         | 135                 | 70.2         |
| 愛知 Aichi-ken      | 163                 | 92.8         | 156                 | 65.3         | 178                 | 77.6         | 144                 | 74.5         |
| 三重 Mie-ken        | 162                 | 92.3         | 204                 | 85.8         | 174                 | 75.7         | 129                 | 66.9         |
| 滋賀 Shiga-ken      | 151                 | 86.1         | 113                 | 47.5         | 163                 | 71.3         | 123                 | 63.6         |
| 京都 Kyoto-fu       | 165                 | 94.0         | 183                 | 76.9         | 196                 | 85.6         | 148                 | 76.8         |
| 大阪 Osaka-fu       | 159                 | 90.9         | 166                 | 69.5         | 174                 | 75.9         | 148                 | 76.6         |
| 兵庫 Hyogo-ken      | 156                 | 88.8         | 111                 | 46.7         | 183                 | 79.6         | 129                 | 66.7         |
| 奈良 Nara-ken       | 162                 | 92.6         | 222                 | 93.1         | 157                 | 68.2         | 140                 | 72.3         |
| 和歌山 Wakayama-ken  | 145                 | 82.9         | 335                 | 140.8        | 184                 | 80.2         | 186                 | 96.1         |
| 鳥取 Tottori-ken    | 145                 | 82.9         | 188                 | 78.7         | 190                 | 82.6         | 127                 | 65.6         |
| 島根 Shimane-ken    | 152                 | 86.9         | 263                 | 110.3        | 172                 | 74.9         | 147                 | 76.2         |
| 岡山 Okayama-ken    | 156                 | 88.9         | 203                 | 85.2         | 166                 | 72.5         | 132                 | 68.2         |
| 広島 Hiroshima-ken  | 153                 | 87.0         | 215                 | 90.1         | 171                 | 74.5         | 136                 | 70.4         |
| 山口 Yamaguchi-ken  | 151                 | 86.1         | 233                 | 97.7         | 189                 | 82.3         | 129                 | 66.6         |
| 徳島 Tokushima-ken  | 141                 | 80.4         | 272                 | 114.3        | 175                 | 76.4         | 108                 | 56.1         |
| 香川 Kagawa-ken     | 148                 | 84.4         | 179                 | 75.0         | 193                 | 84.1         | 108                 | 56.0         |
| 愛媛 Ehime-ken      | 144                 | 82.2         | 84                  | 35.3         | 146                 | 63.8         | 104                 | 54.0         |
| 高知 Kouchi-ken     | 153                 | 86.9         | 190                 | 79.8         | 163                 | 71.3         | 143                 | 74.1         |
| 福岡 Fukuoka-ken    | 145                 | 82.8         | 175                 | 73.6         | 161                 | 70.4         | 112                 | 58.2         |
| 佐賀 Saga-ken       | 130                 | 74.3         | 162                 | 67.8         | 157                 | 68.6         | 112                 | 57.8         |
| 長崎 Nagasaki-ken   | 135                 | 76.8         | 193                 | 81.1         | 156                 | 68.0         | 110                 | 57.1         |
| 熊本 Kumamoto-ken   | 135                 | 77.0         | 206                 | 86.6         | 153                 | 66.9         | 118                 | 61.3         |
| 大分 Oita-ken       | 138                 | 78.6         | 144                 | 60.6         | 154                 | 67.1         | 123                 | 63.7         |
| 宮崎 Miyazaki-ken   | 116                 | 66.3         | 149                 | 62.7         | 151                 | 65.6         | 101                 | 52.3         |
| 鹿児島 Kagoshima-ken | 128                 | 73.0         | 189                 | 79.3         | 158                 | 68.8         | 98                  | 51.0         |
| 沖縄 Okinawa-ken    | 150                 | 85.5         | 229                 | 96.1         | 163                 | 71.0         | 109                 | 56.6         |
| 全国平均 Japan        | 154                 | 87.6         | 183                 | 76.6         | 186                 | 81.0         | 136                 | 70.3         |

資料出所：国土交通省 総合政策局

### Ⅲ. 建築着工統計による単価（床面積当たり工事費予定額）及び指数（２）

(2) 都道府県別・構造別・用途別（2007年平均）

東京=100

Tokyo=100

| 都道府県 Prefectures  | W 造                       |               | SRC造                      |               | RC造                       |                | S 造                       |                 |
|-------------------|---------------------------|---------------|---------------------------|---------------|---------------------------|----------------|---------------------------|-----------------|
|                   | 居住専用<br>Exc. for dwelling | その他<br>Others | 居住専用<br>Exc. for dwelling | その他<br>Others | 居住専用<br>Exc. for dwelling | 事務所<br>Offices | 居住専用<br>Exc. for dwelling | 工場<br>Factories |
| 北海道 Hokkaido      | 81.5                      | 67.2          | 60.6                      | 69.2          | 64.8                      | 81.6           | 70.4                      | 75.6            |
| 青森 Aomori-ken     | 76.4                      | 52.5          | 56.2                      | 51.8          | 68.9                      | 62.4           | 74.0                      | 118.2           |
| 岩手 Iwate-ken      | 79.0                      | 47.9          | —                         | —             | 70.0                      | 94.0           | 74.2                      | 59.3            |
| 宮城 Miyagi-ken     | 83.7                      | 63.9          | 67.8                      | —             | 68.4                      | 79.3           | 72.2                      | 85.8            |
| 秋田 Akita-ken      | 75.7                      | 50.9          | —                         | 74.1          | 57.7                      | 126.8          | 68.5                      | 108.6           |
| 山形 Yamagata-ken   | 81.0                      | 56.7          | —                         | —             | 80.3                      | —              | 70.0                      | 75.0            |
| 福島 Fukushima-ken  | 83.9                      | 80.3          | —                         | 66.1          | 77.0                      | 67.7           | 74.0                      | 68.2            |
| 茨城 Ibaraki-ken    | 86.8                      | 74.4          | 76.8                      | 55.4          | 74.4                      | 99.5           | 78.8                      | 88.1            |
| 栃木 Tochigi-ken    | 87.6                      | 94.2          | 78.0                      | 101.5         | 76.3                      | 121.5          | 75.0                      | 92.7            |
| 群馬 Gunma-ken      | 86.9                      | 81.8          | —                         | 57.6          | 72.5                      | 24.0           | 74.8                      | 75.6            |
| 埼玉 Saitama-ken    | 90.0                      | 89.2          | 79.5                      | 67.5          | 81.4                      | 72.7           | 86.9                      | 81.9            |
| 千葉 Chiba-ken      | 91.3                      | 84.7          | 84.4                      | 97.1          | 80.5                      | 86.4           | 82.9                      | 88.3            |
| 東京 Tokyo-to       | 100.0                     | 100.0         | 100.0                     | 100.0         | 100.0                     | 100.0          | 100.0                     | 100.0           |
| 神奈川 Kanagawa-ken  | 96.0                      | 69.2          | 92.3                      | 44.6          | 87.4                      | 88.1           | 94.7                      | 118.5           |
| 新潟 Niigata-ken    | 86.7                      | 66.3          | 80.5                      | 63.9          | 77.0                      | 105.6          | 75.0                      | 80.0            |
| 富山 Toyama-ken     | 86.2                      | 81.7          | —                         | 104.1         | 73.9                      | 92.2           | 66.6                      | 119.2           |
| 石川 Ishikawa-ken   | 87.0                      | 80.6          | 66.0                      | —             | 72.9                      | 68.5           | 69.7                      | 82.9            |
| 福井 Fukui-ken      | 86.4                      | 68.1          | —                         | —             | 67.4                      | 124.4          | 75.3                      | 89.2            |
| 山梨 Yamanashi-ken  | 93.3                      | 85.9          | —                         | —             | 86.8                      | —              | 80.9                      | 85.5            |
| 長野 Nagano-ken     | 93.4                      | 94.5          | 81.0                      | 63.1          | 74.7                      | 76.5           | 74.4                      | 74.4            |
| 岐阜 Gifu-ken       | 87.4                      | 76.5          | 69.5                      | 103.7         | 69.4                      | 115.8          | 78.4                      | 68.5            |
| 静岡 Shizuoka-ken   | 93.5                      | 100.0         | 81.7                      | 64.9          | 83.3                      | 75.8           | 84.2                      | 80.9            |
| 愛知 Aichi-ken      | 93.0                      | 83.5          | 79.8                      | 100.2         | 76.4                      | 73.2           | 83.1                      | 71.7            |
| 三重 Mie-ken        | 92.3                      | 99.9          | 69.6                      | 97.6          | 73.3                      | 105.8          | 80.9                      | 66.2            |
| 滋賀 Shiga-ken      | 87.4                      | 61.1          | 75.7                      | 91.4          | 71.0                      | 94.8           | 80.3                      | 69.3            |
| 京都 Kyoto-fu       | 93.9                      | 104.8         | 74.2                      | 91.5          | 78.9                      | 97.2           | 82.5                      | 116.7           |
| 大阪 Osaka-fu       | 91.0                      | 87.3          | 76.3                      | 70.9          | 77.0                      | 91.9           | 75.9                      | 104.8           |
| 兵庫 Hyogo-ken      | 89.3                      | 87.3          | 67.1                      | 48.3          | 73.5                      | 95.3           | 85.0                      | 77.2            |
| 奈良 Nara-ken       | 92.8                      | 94.6          | 73.4                      | 65.0          | 68.2                      | 89.9           | 79.0                      | 41.4            |
| 和歌山 Wakayama-ken  | 83.6                      | 74.9          | —                         | 68.0          | 80.1                      | 56.6           | 89.4                      | 93.7            |
| 鳥取 Tottori-ken    | 85.3                      | 65.3          | —                         | —             | 67.0                      | —              | 72.1                      | 64.9            |
| 島根 Shimane-ken    | 87.7                      | 98.8          | —                         | —             | 63.5                      | 117.2          | 70.0                      | 92.9            |
| 岡山 Okayama-ken    | 89.6                      | 83.1          | 75.5                      | 73.4          | 74.1                      | 72.6           | 78.6                      | 67.4            |
| 広島 Hiroshima-ken  | 87.2                      | 84.1          | 81.9                      | 79.8          | 70.0                      | 89.8           | 82.3                      | 81.2            |
| 山口 Yamaguchi-ken  | 86.8                      | 81.1          | 60.9                      | 168.8         | 66.8                      | 93.0           | 76.8                      | 76.2            |
| 徳島 Tokushima-ken  | 80.3                      | 94.2          | —                         | 168.6         | 67.8                      | 108.3          | 73.4                      | 73.0            |
| 香川 Kagawa-ken     | 85.4                      | 82.7          | 68.2                      | —             | 70.5                      | 110.2          | 73.6                      | 72.6            |
| 愛媛 Ehime-ken      | 82.5                      | 86.5          | 31.7                      | 89.2          | 67.2                      | 69.6           | 72.7                      | 66.0            |
| 高知 Kouchi-ken     | 86.5                      | 95.5          | —                         | —             | 57.6                      | 80.9           | 72.7                      | 74.4            |
| 福岡 Fukuoka-ken    | 83.6                      | 82.6          | 71.0                      | 76.3          | 66.9                      | 83.3           | 77.6                      | 60.8            |
| 佐賀 Saga-ken       | 81.6                      | 36.7          | 74.0                      | —             | 58.9                      | 108.9          | 73.8                      | 78.7            |
| 長崎 Nagasaki-ken   | 79.0                      | 55.4          | 73.3                      | 48.9          | 66.6                      | 66.4           | 75.8                      | 69.4            |
| 熊本 Kumamoto-ken   | 78.6                      | 64.6          | 75.9                      | 56.1          | 64.0                      | 73.2           | 75.6                      | 82.0            |
| 大分 Oita-ken       | 80.8                      | 72.9          | 66.0                      | 59.4          | 63.2                      | 85.0           | 72.8                      | 100.1           |
| 宮崎 Miyazaki-ken   | 71.3                      | 39.0          | —                         | 54.9          | 64.1                      | 73.2           | 67.7                      | 68.4            |
| 鹿児島 Kagoshima-ken | 77.6                      | 43.8          | 69.6                      | 84.5          | 65.5                      | 68.6           | 69.7                      | 74.7            |
| 沖縄 Okinawa-ken    | 88.0                      | 64.6          | 68.2                      | 63.8          | 72.0                      | 71.2           | 80.9                      | 80.0            |
| 全国平均 Japan        | 88.8                      | 72.4          | 81.8                      | 75.1          | 79.8                      | 89.0           | 81.8                      | 81.9            |

注) 1. 居住専用: Exclusively for dwelling  
2. 「—」はサンプル数が少ないもの。

資料出所: 国土交通省 総合政策局

### Ⅲ. 建築着工統計による単価（床面積当たり工事費予定額）及び指数（3）

(3) 全国・構造別・用途別・使途別（年平均）

（単位：円/㎡ Unit:Yen/Square meters）

| 構造<br>Type of Structure                       | 木造<br>Wooden             |                                     |         |         |           |            |         |           |         |         |
|---|--------------------------|-------------------------------------|---------|---------|-----------|------------|---------|-----------|---------|---------|
| 用途・使途<br>Type of Dwellings and Industries・Use | 居住専用建築物                  | 居住産業併用建築物                           | 事務所     | 店舗      | 工場及び作業場   | 倉庫         | 学校の校舎   | 病院・診療所    | その他     | 全建築物計   |
| 年<br>Calendar Year                            | Exclusively for dwelling | Dormitories industry concurrent use | Offices | Stores  | Factories | Warehouses | Schools | Hospitals | Others  | Total   |
| 1998年（H10年）                                   | 161,844                  | 152,304                             | 129,155 | 141,238 | 81,386    | 73,436     | 173,479 | 177,507   | 126,480 | 158,613 |
| 1999年（11年）                                    | 162,045                  | 152,240                             | 127,680 | 142,461 | 85,670    | 73,157     | 178,254 | 172,201   | 132,694 | 159,376 |
| 2000年（12年）                                    | 161,314                  | 152,911                             | 132,019 | 141,737 | 85,716    | 72,042     | 188,129 | 177,559   | 138,809 | 159,029 |
| 2001年（13年）                                    | 159,246                  | 151,633                             | 131,985 | 148,074 | 85,775    | 73,935     | 201,579 | 178,287   | 139,705 | 157,245 |
| 2002年（14年）                                    | 155,665                  | 147,682                             | 131,888 | 144,302 | 83,245    | 73,601     | 197,241 | 172,889   | 132,545 | 153,667 |
| 2003年（15年）                                    | 154,617                  | 148,200                             | 131,441 | 138,202 | 78,066    | 70,446     | 202,124 | 181,007   | 134,581 | 152,779 |
| 2004年（16年）                                    | 154,230                  | 147,866                             | 135,037 | 136,425 | 77,043    | 68,643     | 202,600 | 175,435   | 128,265 | 152,164 |
| 2005年（17年）                                    | 154,018                  | 147,610                             | 129,664 | 138,931 | 75,172    | 69,010     | 196,909 | 180,185   | 129,556 | 151,979 |
| 2006年（18年）                                    | 154,766                  | 149,911                             | 128,936 | 138,349 | 80,265    | 72,688     | 201,720 | 186,036   | 129,291 | 152,917 |
| 2007年（19年）                                    | 155,614                  | 153,158                             | 135,084 | 147,240 | 88,478    | 73,045     | 197,318 | 191,189   | 124,046 | 153,686 |

| 構造<br>Type of Structure                       | 鉄骨鉄筋コンクリート造<br>Steel-frame reinforced concrete |                                     |         |         |           |            |         |           |         |         |
|---|--|-------------------------------------|---------|---------|-----------|------------|---------|-----------|---------|---------|
| 用途・使途<br>Type of Dwellings and Industries・Use | 居住専用建築物  | 居住産業併用建築物                           | 事務所     | 店舗      | 工場及び作業場   | 倉庫         | 学校の校舎   | 病院・診療所    | その他     | 全建築物計   |
| 年<br>Calendar Year                            | Exclusively for dwelling                       | Dormitories industry concurrent use | Offices | Stores  | Factories | Warehouses | Schools | Hospitals | Others  | Total   |
| 1998年（H10年）                                   | 180,045  | 207,667                             | 296,563 | 142,500 | 201,396   | 107,763    | 256,176 | 362,923   | 318,832 | 225,627 |
| 1999年（11年）                                    | 170,523  | 216,662                             | 324,581 | 165,082 | 223,453   | 125,342    | 252,294 | 353,525   | 313,905 | 220,993 |
| 2000年（12年）                                    | 157,546  | 202,348                             | 274,981 | 119,510 | 147,742   | 112,166    | 215,404 | 313,562   | 321,133 | 204,321 |
| 2001年（13年）                                    | 152,353  | 181,530                             | 285,990 | 156,813 | 191,708   | 93,478     | 225,882 | 300,954   | 263,476 | 186,095 |
| 2002年（14年）                                    | 160,083  | 194,439                             | 265,775 | 184,144 | 229,927   | 106,430    | 235,017 | 330,222   | 280,155 | 195,211 |
| 2003年（15年）                                    | 160,836  | 189,845                             | 238,823 | 113,717 | 211,788   | 98,309     | 239,734 | 260,926   | 247,913 | 187,351 |
| 2004年（16年）                                    | 166,773  | 190,852                             | 313,470 | 144,422 | 156,436   | 74,558     | 213,979 | 243,247   | 202,825 | 190,106 |
| 2005年（17年）                                    | 164,874  | 197,697                             | 309,188 | 110,262 | 110,275   | 45,429     | 204,055 | 315,987   | 218,799 | 185,720 |
| 2006年（18年）                                    | 169,391  | 190,027                             | 266,962 | 101,297 | 125,329   | 84,488     | 220,358 | 247,030   | 226,480 | 170,518 |
| 2007年（19年）                                    | 177,252  | 175,569                             | 257,565 | 128,300 | 64,023    | 93,944     | 227,593 | 243,237   | 228,940 | 182,522 |

| 構造<br>Type of Structure                       | 鉄筋コンクリート造<br>Reinforced concrete |                                     |         |         |           |            |         |           |         |         |
|---|----------------------------------|-------------------------------------|---------|---------|-----------|------------|---------|-----------|---------|---------|
| 用途・使途<br>Type of Dwellings and Industries・Use | 居住専用建築物                          | 居住産業併用建築物                           | 事務所     | 店舗      | 工場及び作業場   | 倉庫         | 学校の校舎   | 病院・診療所    | その他     | 全建築物計   |
| 年<br>Calendar Year                            | Exclusively for dwelling         | Dormitories industry concurrent use | Offices | Stores  | Factories | Warehouses | Schools | Hospitals | Others  | Total   |
| 1998年（H10年）                                   | 180,352                          | 195,547                             | 248,134 | 160,946 | 197,346   | 145,784    | 224,029 | 235,795   | 253,874 | 203,846 |
| 1999年（11年）                                    | 169,854                          | 191,091                             | 242,815 | 152,051 | 219,340   | 146,729    | 222,280 | 231,589   | 259,268 | 197,926 |
| 2000年（12年）                                    | 161,162                          | 186,705                             | 228,239 | 129,311 | 188,498   | 97,353     | 215,808 | 225,007   | 240,010 | 182,654 |
| 2001年（13年）                                    | 157,226                          | 171,589                             | 228,563 | 149,541 | 147,400   | 123,201    | 207,928 | 225,322   | 233,305 | 177,896 |
| 2002年（14年）                                    | 161,658                          | 162,042                             | 238,746 | 146,867 | 207,502   | 123,717    | 210,548 | 213,901   | 231,938 | 180,542 |
| 2003年（15年）                                    | 166,606                          | 180,251                             | 222,760 | 136,168 | 147,879   | 99,975     | 209,981 | 218,888   | 210,022 | 179,566 |
| 2004年（16年）                                    | 165,167                          | 184,042                             | 216,234 | 131,921 | 173,695   | 136,565    | 186,694 | 197,613   | 208,289 | 176,175 |
| 2005年（17年）                                    | 163,915                          | 177,793                             | 214,172 | 114,506 | 140,574   | 88,955     | 181,934 | 217,233   | 198,986 | 171,529 |
| 2006年（18年）                                    | 166,453                          | 188,686                             | 214,757 | 148,409 | 159,502   | 88,907     | 194,967 | 221,031   | 230,812 | 178,638 |
| 2007年（19年）                                    | 173,442                          | 205,827                             | 225,795 | 189,861 | 191,178   | 98,521     | 204,617 | 218,683   | 217,019 | 185,876 |

| 構造<br>Type of Structure                       | 鉄骨造<br>Steel frame       |                                     |         |         |           |            |         |           |         |         |
|---|--------------------------|-------------------------------------|---------|---------|-----------|------------|---------|-----------|---------|---------|
| 用途・使途<br>Type of Dwellings and Industries・Use | 居住専用建築物                  | 居住産業併用建築物                           | 事務所     | 店舗      | 工場及び作業場   | 倉庫         | 学校の校舎   | 病院・診療所    | その他     | 全建築物計   |
| 年<br>Calendar Year                            | Exclusively for dwelling | Dormitories industry concurrent use | Offices | Stores  | Factories | Warehouses | Schools | Hospitals | Others  | Total   |
| 1998年（H10年）                                   | 169,740                  | 175,068                             | 156,678 | 107,508 | 109,173   | 80,105     | 175,622 | 205,282   | 149,718 | 138,703 |
| 1999年（11年）                                    | 171,385                  | 174,024                             | 167,786 | 101,371 | 101,310   | 74,763     | 165,962 | 211,596   | 142,308 | 139,401 |
| 2000年（12年）                                    | 170,792                  | 172,634                             | 152,228 | 97,617  | 100,074   | 73,938     | 190,718 | 196,574   | 135,678 | 132,359 |
| 2001年（13年）                                    | 169,296                  | 169,108                             | 173,114 | 106,926 | 97,066    | 71,473     | 174,390 | 189,688   | 136,277 | 136,476 |
| 2002年（14年）                                    | 167,895                  | 174,896                             | 169,596 | 101,018 | 97,212    | 69,135     | 168,196 | 189,115   | 136,126 | 135,062 |
| 2003年（15年）                                    | 169,574                  | 161,067                             | 166,763 | 92,011  | 92,486    | 70,358     | 185,416 | 198,830   | 127,180 | 131,468 |
| 2004年（16年）                                    | 173,554                  | 196,129                             | 184,078 | 90,229  | 101,704   | 70,953     | 168,897 | 193,308   | 120,413 | 130,679 |
| 2005年（17年）                                    | 175,090                  | 168,041                             | 188,429 | 100,131 | 106,088   | 72,130     | 167,803 | 199,595   | 123,832 | 132,802 |
| 2006年（18年）                                    | 178,816                  | 176,355                             | 172,819 | 106,944 | 110,144   | 74,700     | 160,317 | 212,387   | 128,039 | 133,710 |
| 2007年（19年）                                    | 183,358                  | 183,422                             | 168,764 | 102,366 | 116,362   | 80,669     | 148,815 | 231,522   | 135,387 | 135,682 |

資料出所：国土交通省 総合政策局

### Ⅲ. 建築着工統計による単価（床面積当たり工事費予定額）及び指数（４）

(4) 全国・構造別・用途別・使途別（年度平均）

(単位：円/㎡ Unit: Yen/Square meters)

| 構造<br>Type of Structure                          | 木造<br>Wooden                |  |         |         |             |            |         |            |         |         |
|--|-----------------------------|--|---------|---------|-------------|------------|---------|------------|---------|---------|
| 用途・使途<br>Type of Dwellings and<br>Industries・Use | 居住専用<br>建築物                 | 居住産業<br>併用建築物                          | 事務所     | 店舗      | 工場及び<br>作業場 | 倉庫         | 学校の校舎   | 病院・<br>診療所 | その他     | 全建築物計   |
| 年<br>Fiscal Year                                 | Exclusively<br>for dwelling | Dormitories industry<br>concurrent use | Offices | Stores  | Factories   | Warehouses | Schools | Hospitals  | Others  | Total   |
| 1998年度 (H10年度)                                   | 161,761                     | 151,535                                | 129,809 | 140,295 | 81,589      | 73,581     | 171,851 | 176,194    | 129,005 | 158,650 |
| 1999年度 ( 11年度)                                   | 162,056                     | 152,468                                | 128,263 | 140,726 | 85,354      | 72,135     | 180,135 | 173,044    | 133,472 | 159,421 |
| 2000年度 ( 12年度)                                   | 161,024                     | 152,647                                | 133,412 | 143,559 | 85,875      | 72,500     | 191,136 | 176,454    | 139,724 | 158,838 |
| 2001年度 ( 13年度)                                   | 158,251                     | 151,009                                | 131,019 | 147,925 | 84,785      | 74,331     | 200,961 | 178,946    | 137,676 | 156,264 |
| 2002年度 ( 14年度)                                   | 155,392                     | 147,203                                | 130,736 | 144,083 | 84,982      | 72,942     | 199,061 | 171,253    | 131,999 | 153,406 |
| 2003年度 ( 15年度)                                   | 154,426                     | 148,555                                | 133,207 | 137,061 | 75,990      | 70,156     | 203,388 | 181,518    | 133,979 | 152,586 |
| 2004年度 ( 16年度)                                   | 154,175                     | 147,922                                | 133,298 | 136,229 | 79,246      | 68,714     | 198,077 | 177,700    | 128,413 | 152,099 |
| 2005年度 ( 17年度)                                   | 154,056                     | 147,002                                | 129,722 | 137,864 | 73,322      | 69,084     | 196,723 | 180,809    | 129,871 | 152,036 |
| 2006年度 ( 18年度)                                   | 154,939                     | 150,468                                | 129,924 | 137,720 | 83,444      | 73,036     | 209,879 | 187,551    | 129,629 | 153,115 |
| 2007年度 ( 19年度)                                   | 155,959                     | 154,357                                | 134,534 | 150,089 | 87,959      | 73,350     | 193,002 | 191,373    | 122,545 | 154,032 |

| 構造<br>Type of Structure                          | 鉄骨鉄筋コンクリート造<br>Steel-frame reinforced concrete |  |         |         |             |            |         |            |         |         |
|--|--|--|---------|---------|-------------|------------|---------|------------|---------|---------|
| 用途・使途<br>Type of Dwellings and<br>Industries・Use | 居住専用<br>建築物                                    | 居住産業<br>併用建築物                          | 事務所     | 店舗      | 工場及び<br>作業場 | 倉庫         | 学校の校舎   | 病院・<br>診療所 | その他     | 全建築物計   |
| 年<br>Fiscal Year                                 | Exclusively<br>for dwelling                    | Dormitories industry<br>concurrent use | Offices | Stores  | Factories   | Warehouses | Schools | Hospitals  | Others  | Total   |
| 1998年度 (H10年度)                                   | 180,881  | 215,856                                | 312,596 | 143,407 | 229,492     | 110,653    | 273,251 | 388,472    | 320,273 | 235,202 |
| 1999年度 ( 11年度)                                   | 168,588  | 215,749                                | 287,711 | 157,526 | 226,113     | 115,977    | 234,371 | 322,950    | 310,084 | 213,814 |
| 2000年度 ( 12年度)                                   | 152,287  | 189,446                                | 275,184 | 132,772 | 143,113     | 112,344    | 220,052 | 297,235    | 319,370 | 195,850 |
| 2001年度 ( 13年度)                                   | 153,703  | 186,574                                | 293,410 | 194,142 | 202,650     | 91,492     | 230,047 | 319,336    | 262,757 | 188,732 |
| 2002年度 ( 14年度)                                   | 162,612  | 197,955                                | 259,894 | 156,877 | 239,303     | 108,869    | 231,509 | 338,839    | 301,335 | 199,523 |
| 2003年度 ( 15年度)                                   | 161,964  | 191,624                                | 326,220 | 126,396 | 213,025     | 91,594     | 238,337 | 239,165    | 226,438 | 190,022 |
| 2004年度 ( 16年度)                                   | 164,616  | 192,352                                | 272,645 | 138,408 | 90,520      | 74,248     | 223,962 | 262,350    | 190,155 | 178,324 |
| 2005年度 ( 17年度)                                   | 164,924  | 201,138                                | 309,305 | 98,889  | 128,892     | 50,250     | 198,319 | 319,306    | 223,440 | 183,056 |
| 2006年度 ( 18年度)                                   | 171,104  | 177,541                                | 251,867 | 110,557 | 191,961     | 84,955     | 210,027 | 230,188    | 231,342 | 173,164 |
| 2007年度 ( 19年度)                                   | 182,445  | 186,143                                | 275,779 | 140,534 | 131,877     | 99,009     | 241,001 | 228,006    | 234,733 | 198,520 |

| 構造<br>Type of Structure                          | 鉄筋コンクリート造<br>Reinforced concrete |  |         |         |             |            |         |            |         |         |
|--|----------------------------------|--|---------|---------|-------------|------------|---------|------------|---------|---------|
| 用途・使途<br>Type of Dwellings and<br>Industries・Use | 居住専用<br>建築物                      | 居住産業<br>併用建築物                          | 事務所     | 店舗      | 工場及び<br>作業場 | 倉庫         | 学校の校舎   | 病院・<br>診療所 | その他     | 全建築物計   |
| 年<br>Fiscal Year                                 | Exclusively<br>for dwelling      | Dormitories industry<br>concurrent use | Offices | Stores  | Factories   | Warehouses | Schools | Hospitals  | Others  | Total   |
| 1998年度 (H10年度)                                   | 179,190                          | 198,389                                | 239,216 | 175,589 | 202,439     | 144,042    | 219,596 | 239,854    | 254,933 | 204,393 |
| 1999年度 ( 11年度)                                   | 167,211                          | 185,765                                | 236,844 | 136,987 | 218,588     | 161,405    | 223,276 | 224,218    | 255,988 | 193,512 |
| 2000年度 ( 12年度)                                   | 159,021                          | 186,135                                | 239,956 | 140,317 | 186,063     | 98,025     | 210,726 | 237,552    | 236,443 | 180,975 |
| 2001年度 ( 13年度)                                   | 157,148                          | 162,422                                | 226,985 | 148,395 | 159,938     | 127,050    | 213,426 | 217,494    | 236,840 | 177,768 |
| 2002年度 ( 14年度)                                   | 164,152                          | 173,220                                | 230,208 | 138,746 | 195,175     | 106,759    | 211,658 | 213,648    | 224,773 | 181,261 |
| 2003年度 ( 15年度)                                   | 166,644                          | 184,454                                | 220,276 | 133,073 | 131,871     | 106,320    | 206,425 | 218,750    | 211,561 | 179,655 |
| 2004年度 ( 16年度)                                   | 165,248                          | 182,913                                | 225,541 | 116,478 | 161,239     | 132,114    | 186,505 | 189,806    | 199,768 | 174,315 |
| 2005年度 ( 17年度)                                   | 164,076                          | 182,413                                | 210,954 | 121,806 | 140,373     | 81,687     | 182,582 | 225,517    | 204,934 | 172,342 |
| 2006年度 ( 18年度)                                   | 166,503                          | 190,268                                | 207,637 | 176,531 | 162,315     | 95,007     | 193,702 | 221,195    | 232,702 | 179,364 |
| 2007年度 ( 19年度)                                   | 179,981                          | 201,113                                | 240,697 | 193,797 | 210,807     | 108,752    | 202,241 | 225,413    | 223,661 | 191,267 |

| 構造<br>Type of Structure                          | 鉄骨造<br>Steel frame          |  |         |         |             |            |         |            |         |         |
|--|-----------------------------|--|---------|---------|-------------|------------|---------|------------|---------|---------|
| 用途・使途<br>Type of Dwellings and<br>Industries・Use | 居住専用<br>建築物                 | 居住産業<br>併用建築物                          | 事務所     | 店舗      | 工場及び<br>作業場 | 倉庫         | 学校の校舎   | 病院・<br>診療所 | その他     | 全建築物計   |
| 年<br>Fiscal Year                                 | Exclusively<br>for dwelling | Dormitories industry<br>concurrent use | Offices | Stores  | Factories   | Warehouses | Schools | Hospitals  | Others  | Total   |
| 1998年度 (H10年度)                                   | 169,888                     | 173,876                                | 155,255 | 106,759 | 107,383     | 78,491     | 179,292 | 203,133    | 152,304 | 139,278 |
| 1999年度 ( 11年度)                                   | 171,685                     | 173,196                                | 168,836 | 102,175 | 99,059      | 76,164     | 182,887 | 208,681    | 141,224 | 138,666 |
| 2000年度 ( 12年度)                                   | 170,644                     | 173,180                                | 151,465 | 94,930  | 99,777      | 72,764     | 171,386 | 194,004    | 130,799 | 131,029 |
| 2001年度 ( 13年度)                                   | 168,495                     | 166,771                                | 176,921 | 109,490 | 98,766      | 72,516     | 179,210 | 188,858    | 139,184 | 138,045 |
| 2002年度 ( 14年度)                                   | 168,143                     | 174,846                                | 165,645 | 96,363  | 93,274      | 67,358     | 162,219 | 190,880    | 133,714 | 132,855 |
| 2003年度 ( 15年度)                                   | 170,287                     | 188,900                                | 186,233 | 90,605  | 95,492      | 72,386     | 188,891 | 199,862    | 126,288 | 133,917 |
| 2004年度 ( 16年度)                                   | 173,809                     | 168,754                                | 186,372 | 94,275  | 103,254     | 69,405     | 161,159 | 193,619    | 120,578 | 131,060 |
| 2005年度 ( 17年度)                                   | 175,826                     | 169,170                                | 174,468 | 100,154 | 109,083     | 72,813     | 170,462 | 197,461    | 126,931 | 131,979 |
| 2006年度 ( 18年度)                                   | 179,327                     | 176,421                                | 168,040 | 106,837 | 109,539     | 76,877     | 159,328 | 214,517    | 125,492 | 132,994 |
| 2007年度 ( 19年度)                                   | 184,380                     | 177,204                                | 177,445 | 104,176 | 119,844     | 79,946     | 150,468 | 232,107    | 136,634 | 138,491 |

資料出所：国土交通省 総合政策局



#### IV. 建設工事費デフレーター Deflator for Construction Cost Work

平成12年度平均=100  
F. Y. 2000=100

| 年 月<br>Fiscal Year<br>Month | 建築総合<br>Building | 住 宅<br>Dwelling | 木 造    |            | 非木造<br>Non-wooden | 非住宅<br>Non-Dwelling | 木 造    |            |
|-----------------------------|------------------|-----------------|--------|------------|-------------------|---------------------|--------|------------|
|                             |                  |                 | Wooden | Non-wooden |                   |                     | Wooden | Non-wooden |
| 平成11年度平均 (F. Y. 1999)       | 99.9             | 99.9            | 100.1  | 99.8       | 99.8              | 99.8                | 100.0  | 99.7       |
| 12 (2000)                   | 100.0            | 100.0           | 100.0  | 100.0      | 100.0             | 100.0               | 100.0  | 100.0      |
| 13 (2001)                   | 98.4             | 98.4            | 98.3   | 98.4       | 98.4              | 98.4                | 98.3   | 98.4       |
| 14 (2002)                   | 97.4             | 97.4            | 97.1   | 97.6       | 97.5              | 97.5                | 97.1   | 97.6       |
| 15 (2003)                   | 98.0             | 97.9            | 97.6   | 98.3       | 98.0              | 98.0                | 97.4   | 98.1       |
| 16 (2004)                   | 98.9             | 98.9            | 98.1   | 99.6       | 99.1              | 99.1                | 97.9   | 99.1       |
| 17 (2005)                   | 99.8             | 99.6            | 98.8   | 100.5      | 100.0             | 100.0               | 98.6   | 100.1      |
| 18 (2006)                   | 101.7            | 101.6           | 100.8  | 102.5      | 101.9             | 101.9               | 100.3  | 102.0      |
| 平成18年10月 (Oct. 2006)        | 102.4            | 102.3           | 101.5  | 103.2      | 102.6             | 102.6               | 100.9  | 102.7      |
| 11 (Nov. )                  | 102.1            | 102.0           | 101.2  | 102.8      | 102.2             | 102.2               | 100.6  | 102.3      |
| 12 (Dec. )                  | 102.0            | 101.9           | 101.2  | 102.8      | 102.1             | 102.1               | 100.5  | 102.2      |
| 平成19年 1月 (Jan. 2007)        | 101.5            | 101.5           | 100.7  | 102.3      | 101.6             | 101.6               | 100.0  | 101.7      |
| 2 (Feb. )                   | 102.1            | 102.1           | 101.2  | 102.9      | 102.2             | 102.2               | 100.6  | 102.3      |
| 3 (Mar. )                   | 102.7            | 102.6           | 101.8  | 103.5      | 102.7             | 102.7               | 101.1  | 102.8      |
| 4 (Apr. )                   | 102.9            | 102.8           | 101.9  | 103.8      | 103.1             | 103.1               | 101.3  | 103.2      |
| 5 (May )                    | 102.7            | 102.6           | 101.6  | 103.6      | 103.0             | 103.0               | 101.0  | 103.1      |
| 6 (June )                   | 103.5            | 103.4           | 102.4  | 104.4      | 103.7             | 103.7               | 101.8  | 103.8      |
| 7 (July )                   | 103.5            | 103.4           | 102.4  | 104.5      | 103.8             | 103.8               | 101.8  | 103.9      |
| 8 (Aug. )                   | 103.0            | 102.9           | 101.9  | 104.0      | 103.3             | 103.3               | 101.3  | 103.5      |
| 9 (Sept. )                  | 103.3            | 103.2           | 102.1  | 104.3      | 103.7             | 103.7               | 101.7  | 103.8      |
| 10 (Oct. )                  | 103.9            | 103.7           | 102.6  | 104.8      | 104.2             | 104.2               | 102.2  | 104.4      |
| 11 (Nov. )                  | 103.9            | 103.7           | 102.6  | 104.8      | 104.2             | 104.2               | 102.1  | 104.3      |
| 12 (Dec. )                  | 103.7            | 103.5           | 102.4  | 104.6      | 104.0             | 104.0               | 101.9  | 104.2      |
| 平成20年 1月 (Jan. 2008)        | 102.9            | 102.6           | 101.5  | 103.8      | 103.3             | 103.3               | 101.0  | 103.4      |
| 2 (Feb. )                   | 104.3            | 104.0           | 102.7  | 105.4      | 104.7             | 104.7               | 102.3  | 104.9      |
| 3 (Mar. )                   | 104.9            | 104.6           | 103.1  | 106.3      | 105.5             | 105.5               | 102.8  | 105.6      |
| 4 (Apr. )                   | 105.6            | 105.2           | 103.4  | 107.1      | 106.2             | 106.2               | 103.1  | 106.4      |

(注) 2006年度以降は暫定値

資料出所：国土交通省 総合政策局  
Source: Policy Bureau, Ministry of Land, Infrastructure and Transport

## V. 物価指数・賃金指数 Price index and Wage index

| 年 月<br>Year Month    | 消費者物価指数<br>Consumer Prices Index<br>2005年=100 (C.Y. 2005=100) |                         | 企業物価指数<br>Corporate Goods Price Index<br>2005年=100 (C.Y. 2005=100) |  | 毎月勤労統計<br>Monthly Labour Survey<br>2005年=100<br>(C.Y. 2005=100) |
|----------------------|---|-------------------------|--|--|---|
|                      | 全国・総合<br>Japan, General                                       | 東京・総合<br>Tokyo, General | 国内需要財・国内品<br>Domestic Goods  | 中間財・建設用材料<br>Construction<br>Materials | 建設業<br>Construction   |
| 平成11年平均 (C.Y. 1999)  | 103.7   | 104.0                   | 102.3  | 92.3                                   | 101.5   |
| 12 (2000)            | 102.8   | 103.0                   | 102.4  | 91.9                                   | 102.3   |
| 13 (2001)            | 101.8   | 102.1                   | 100.1  | 91.5                                   | 103.2   |
| 14 (2002)            | 100.7   | 101.0                   | 98.0   | 91.1                                   | 96.5  |
| 15 (2003)            | 100.4   | 100.6                   | 97.1   | 92.1                                   | 97.0  |
| 16 (2004)            | 100.4   | 100.6                   | 98.4   | 96.6                                   | 99.5  |
| 17 (2005)            | 100.0   | 100.0                   | 100.0  | 100.0                                  | 100.0   |
| 18 (2006)            | 100.3   | 100.2                   | 102.2  | 103.0                                  | 101.4   |
| 19 (2007)            | 100.4   | 100.1                   | 104.0  | 106.7                                  | 99.0  |
| 平成19年 3月 (Mar. 2007) | 99.8  | 99.8                    | 102.7  | 106.3                                  | 100.6   |
| 4 (Apr. )            | 100.1   | 100.2                   | 103.5  | 106.9                                  | 99.0  |
| 5 (May )             | 100.5   | 100.4                   | 103.8  | 107.1                                  | 98.3  |
| 6 (June )            | 100.3   | 100.1                   | 103.9  | 107.1                                  | 99.2  |
| 7 (July )            | 100.1   | 99.8                    | 104.6  | 107.1                                  | 98.7  |
| 8 (Aug. )            | 100.7   | 100.4                   | 104.6  | 107.0                                  | 98.1  |
| 9 (Sept. )           | 100.8   | 100.5                   | 104.5  | 106.7                                  | 99.5  |
| 10 (Oct. )           | 101.0   | 100.6                   | 104.8  | 107.0                                  | 98.8  |
| 11 (Nov. )           | 100.8   | 100.2                   | 105.0  | 106.7                                  | 99.3  |
| 12 (Dec. )           | 101.1   | 100.4                   | 105.4  | 106.6                                  | 99.1  |
| 平成20年 1月 (Jan. 2008) | 100.9   | 100.1                   | 105.6  | 106.8                                  | 98.0  |
| 2 (Feb. )            | 100.6   | 99.8                    | 106.1  | 108.0                                  | 99.7  |
| 3 (Mar. )            | 101.1   | 100.5                   | 106.7  | 109.2                                  | 100.4   |
| 4 (Apr. )            | 101.1   | 100.9                   | 107.5  | 112.4                                  | 99.7  |
| 5 (May )             | 102.0   | 101.4                   | 108.8  | 113.3                                  | 98.2  |
| 6 (June )            | 102.6   | 101.7                   | P 109.7  | P 114.6                                | -   |

[資料出所 : Source]

1. 消費者物価指数 C P I ~ 「総務省統計局」 (持家帰属家賃を除く総合)
2. 企業物価指数 C G P I ~ 「日本銀行調査統計局」 (建設用材料)  
Reserch and Statistcs Dept., Bank of Japan
3. 毎月勤労統計 M L S ~ 「厚生労働省大臣官房統計情報部」 (建設業30人以上、常用労働者、所定内給与) の実数を指数化しています。  
Statistics and Information Dept, Minister's Secretariat, Ministry of Health, Labour and Welfare

[注 : Note] Pは速報値

The 'P' denotes preliminary figure.

# 第5部 附属資料

## Appendicies

|   |     |
|---|-----|
| I. 建築費指数の作成方法……………  | 115 |
| Method of calculating BCCI  |     |
| 1. 建築費指数の作成方法 Method of calculating BCCI  |     |
| 2. ウェイト表 Table of BCCI weights  |     |
| II. 建設資材物価指数の作成方法……………  | 128 |
| Method of calculating CMPI  |     |
| 1. 建設資材物価指数の作成方法 Method of calculating CMPI   |     |
| 2. 大分類及び中分類別ウェイト表 Table of CMPI Weights by Major<br>and intermediate classification             |     |
| III. 建設機械・仮設資材賃貸料金指数の作成方法……………  | 137 |
| Method of calculating the construction machinery・<br>temporary work material lease charge index |     |
| 1. 指数の性格 Characteristics of index   |     |
| 2. 指数の作成方法 Calculating method of index  |     |
| 3. 指数体系及びウェイト System and weights of index   |     |



# I. 建築費指数の作成方法

## 1. 建築費指数の作成方法

### (1) 建築費指数の種類

建築費指数には、標準指数、構造別平均指数、モデル指数及び地域指数の4種類がある。

#### ① 標準指数

標準指数とは、建物を用途、構造、延床面積規模、階数及び設備内容の5つの条件によって分類し、各グループ毎にそれぞれの工事費に占める科目、細目等の平均的な金額構成比(以下、金額ウエイトという)を求め、これに後述する細目価格指数を乗じて算出した指数である。

#### ② 構造別平均指数

構造別平均指数とは、標準指数を2000年「建築着工統計(国土交通省)」の工事費ウエイトによって、1)鉄骨鉄筋コンクリート造(SRC)、2)鉄筋コンクリート造(RC)、3)鉄骨造(S)及び4)木造(W)の4種類に分類、総合した指数である。

#### ③ モデル指数

モデル指数とは、特定の建物をモデルとして取り上げ、それぞれのモデル毎に工事費に占める科目、細目等の金額ウエイトを求め、これに標準指数同様の細目価格指数を乗じて算出した指数である。

モデル指数の建物は、当会発行の「建築コスト情報」に掲載されている実在の個別モデルであり、基準時の建築費(純工事費)も併せて表示してあるので、これに建築費指数を乗じることによって、比較時における建築費を算出することができる。

#### ④ 地域指数

地域指数とは、標準指数のうち主な建物種類について、後述する東京以外の9都市の価格データを用いて算出する指数であり、都市別指数と都市間格差指数とがある。都市別指数とは、各都市の建築費の動向を2000年=100として表したものであり、都市間格差指数とは都市別指数を東京=100として、東京に対する各都市の格差を表したものである。

### (2) 建築費指数の構成

建築費は、一般管理費及び利益等、建築費を構成する一切の費用を含む契約工事額として把握されるほか、工事原価、純工事費、建築純工事費、設備工事費等のように、いくつかの段階で捉えることができる。このため、本指数では、契約工事額以外のこれら各段階の建築費に対する建築費指数を作成している(図V-1)。

### (3) 建築費指数の算式

建築費指数は、基本的には以下のとおり、ラスパイレス算式によって算出されている。

$$I_t = \sum_{i=1}^n W_i \cdot U_i$$

|   |          |   |       |
|---|----------|---|-------|
| I | ……建築費指数  | 0 | ……基準時 |
| W | ……細目ウエイト | t | ……比較時 |
| U | ……細目価格指数 | i | ……各細目 |

ただし、上記の算出によるものは、図V-1における⑤～⑩の指数であり、①～④の指数は⑤～⑩の指数を各費目の工事費に占めるウエイトにより総合することによって求められる、いわば積上げ指数である。例えば、

$$\text{③建築純工事費指数} = (\text{⑤仮設工事費指数} \times \text{仮設ウエイト}) + (\text{⑥土地業工事費指数} \times \text{土地業ウエイト}) \\ + (\text{⑦土木工事費指数} \times \text{土木ウエイト}) + (\text{⑧仕上工事費指数} \times \text{仕上ウエイト}) \text{となる。}$$

なお、現場経費及び昇降については、単独の指数としては公表しないが、他の指数と同様の計測を行い、現場

経費は①に、昇降は①、②及び④の指数に反映されている。

#### (4) 使用データ

##### ①ウエイト

###### (ア) 標準指数、構造別平均指数及び地域指数

これらの指数のウエイト設定に使用したデータは、「平成12年(2000年)産業連関表建設部門(国土交通省)」及び別途収集した資料によった。

###### (イ) モデル指数

モデル指数のウエイト設定に使用したデータは、「建築コスト情報(当会発行)」掲載の実例によった。

##### ②細目及び細目価格

細目は、工事費に占めるウエイトの大きいもの、各建物に共通して使用頻度の高いものを代表細目として、226品目選定した。これらの細目の価格は、「建設物価」及び「建築コスト情報」に掲載される最近の価格を採用し、2000年基準(=100)で指数化して使用する。また、代表細目はほとんどが材工共の施工単価であるので、「建設物価」及び「建築コスト情報」からもこれに応じた価格抽出を行っている。

#### (5) 建築費指数の対象地域

標準指数、構造別平均指数及びモデル指数については、東京とする。地域指数(都市別指数及び都市間格差指数)については、大阪、名古屋、福岡、広島、高松、金沢、新潟、仙台及び札幌の9都市とする。

#### (6) 基準時及びその改定

標準指数、構造別平均指数及び地域指数の基準時は2000年とし、5年ごとに改定を行う。

モデル指数の基準時は、それぞれのモデルが「建築コスト情報」に掲載された最新時点とする。

#### (7) 建築費指数の変動に対する細目寄与度

建築費指数の算出のほかに、建築費指数の変動の要因を把握できるように、各細目の寄与度を算出している。ここでいう細目寄与度とは、建築費指数の変動分のうち、例えば鋼材がどれだけ上昇させたか、あるいは生コンクリートがどれだけ下落させたか等、建築費全体(ここでは純工事費とした)の変動に対する細目の影響度合いを、2000年比、前年同月比及び前月比について計測するものである。

なお、この寄与度は、全建物種類の全細目について算出しているが、本誌に収録しているものは、代表的な4建物種類の主要21細目についてのみとしている。

#### (8) その他の特別な取扱い

##### ①仮設工事

仮設工事は、総合(共通)仮設と直接仮設の合計とした。仮設工事は、その性格上、建物によりばらつきが大きい費目であるため、設備工事費の大小による仮設工事費率の変化を考慮したウエイトとしている。

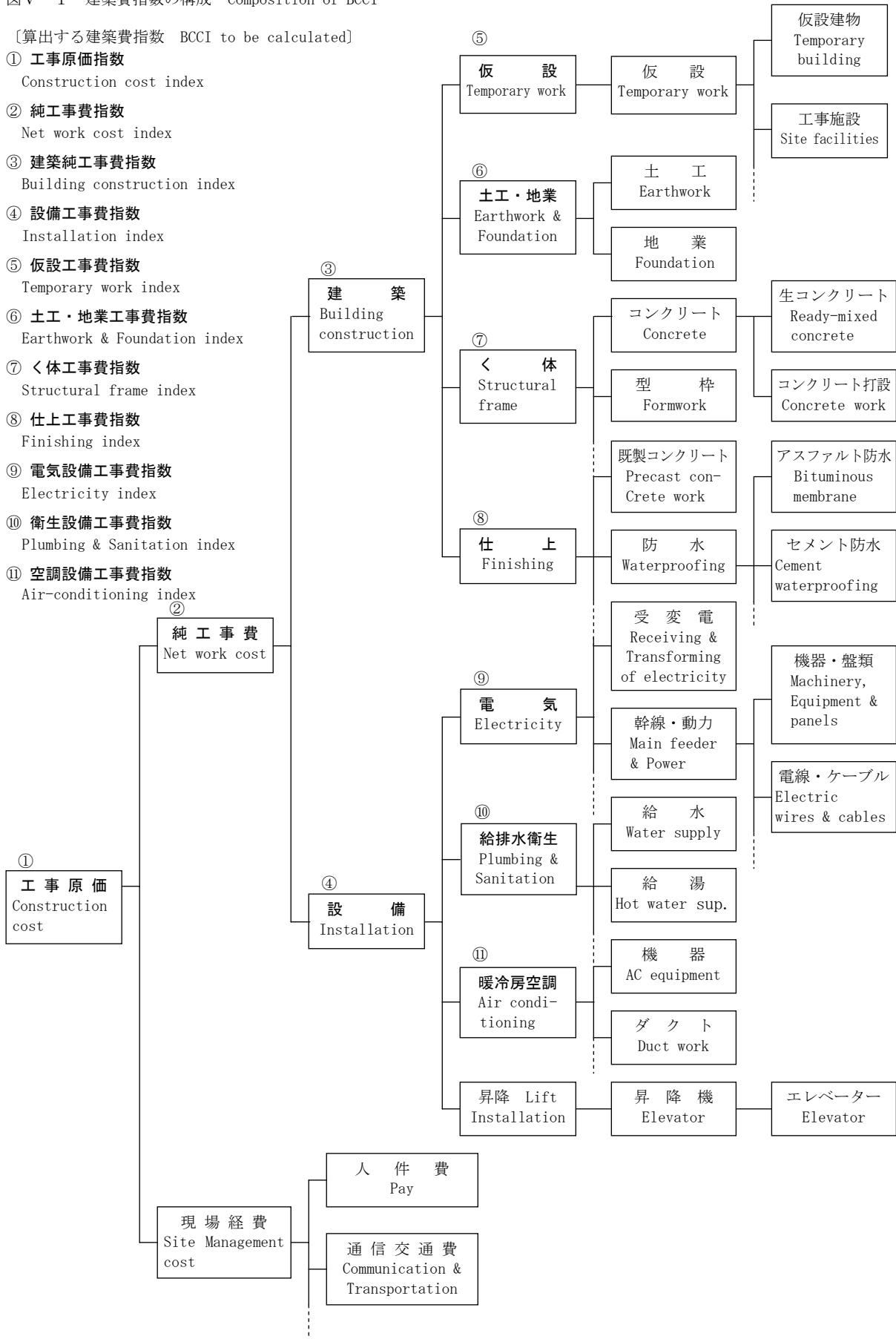
##### ②現場経費

現場経費は、人件費(作業所の従業員給料・手当等)、事務用品費、設計費、通信・交通費、金融・保険料等に区分し、「毎月勤労統計(厚生労働省)」、「企業向けサービス価格指数(日本銀行)」、「消費者物価指数(総務省)」等により算出している。現場経費も仮設工事同様にばらつきの大きい費目であるため、会計関係及び諸経費関係等の資料も参考にしてウエイトを算出している。

図V-1 建築費指数の構成 Composition of BCCI

[算出する建築費指数 BCCI to be calculated]

- ① 工事原価指数  
Construction cost index
- ② 純工事費指数  
Net work cost index
- ③ 建築純工事費指数  
Building construction index
- ④ 設備工事費指数  
Installation index
- ⑤ 仮設工事費指数  
Temporary work index
- ⑥ 土工・地業工事費指数  
Earthwork & Foundation index
- ⑦ く体工事費指数  
Structural frame index
- ⑧ 仕上工事費指数  
Finishing index
- ⑨ 電気設備工事費指数  
Electricity index
- ⑩ 衛生設備工事費指数  
Plumbing & Sanitation index
- ⑪ 空調設備工事費指数  
Air-conditioning index



# I. Method of calculating BCCI

## 1. Method of calculating BCCI

### (1) Kind of BCCI

BCCI has the Standard index, the Average index by structural frame, the Model index and Regional index.

#### ① Standard index

The Standard index is one of the BCCI in which 1) buildings are classified by 5 conditions such as the purpose, structural frame, total floor area, number of stories and equipments installed, 2) average percent distributions (money weights) in monetary amounts of items and detailed items accounting for the respective constructions costs obtained in each group, and 3) the index is calculated by multiplying monetary weights by the detailed item unit price indices.

#### ② Average index by structural frame

The Average index by structural frame is second of the BCCI, in which the Standard index is classified into 1) steel-framed and reinforced concrete structure (SRC), 2) reinforced concrete structure (RC), 3) steel-framed structure (S), and 4) wooden structure (W), by the money weight of construction started is reported in the “2000 Statistics on Construction Work Started” published by the Ministry of Land, Infrastructure and Transport in charge.

#### ③ Model index

The Model index is third of the BCCI, in which 1) Specific buildings are chosen up as models, 2) actual monetary weights of items and detailed items by the construction cost are obtained for respective models and 3) calculations by multiplying the actual monetary weights by detailed item unit price indices in the same way as the standard index. The buildings of the Model index are actual individual model, and the “Building Construction Cost Information” published by the Construction Research Institute runs them. Since the Model index shows the construction cost (Net work cost) at the base period, it is able to calculate the building construction cost at the comparison period by the BCCI.

#### ④ Regional index

The index is calculated using the price data collected in 9 cities mentioned later excluding Tokyo concerning the main building type of the Standard index, that is, the Index by cities and the Regional difference index are. The index by cities show the figures with the movement of constructing cost in 9 cities (2000=100), while the Regional difference index show the difference in 9 cities for Tokyo with the index by cities (Tokyo=100).

### (2) Composition of BCCI

Building construction cost is grasped as the constructed monetary amount of construction work including all the costs of the building construction costs as the over charge cost and profit, and can be grasped at various stages such as the construction cost, net work cost, building construction net cost and installation cost. The BCCI compiles indices that correspond to the building construction cost at these various stages excluding the constructed monetary amount of construction (Refer to fig.V-1).



### (3) Index formula

Index formula is calculated as the weighted arithmetic mean fixed base (Laspeyres' formula). The formula to calculate the index is shown below:

$$I_t = \sum_{i=I}^n W_o^i \cdot U_t^i$$

|   |       |                                |   |       |                   |
|---|-------|--------------------------------|---|-------|-------------------|
| I | ..... | BCCI                           | O | ..... | Base period       |
| W | ..... | Detailed-item weight           | t | ..... | Comparison period |
| U | ..... | Detailed-item unit-price index | i | ..... | Detailed item     |

However, the above formula is applicable to BCCI of ⑤ to ⑪ in Fig.V-1, and building indices of ① to ④ are, so to speak, piled up BCCI which can be obtained by synthesizing BCCI of ⑤ to ⑪, using the weights that account for the construction costs of the respective cost items. For instance, the following calculation can be made:

$$\text{③ Building construction index} = (\text{⑤ Temporary work index} \times \text{Temporary work weight}) + (\text{⑥ Earthwork \& Foundation index} \times \text{E \& F weight}) + (\text{⑦ Structural frame index} \times \text{Structural frame weight}) + (\text{⑧ Finishing index} \times \text{Finishing weight}).$$

The Site management cost and Lift installation are not released as independent indices, but they are computed in the same way as others and the Site management cost is reflected indices ① and ②, and the Lift installation is also reflected on indices ①, ② and ④.

### (4) Data used

#### ① Weights

\* Standard index, Average index by structural frame, and Regional index

The weights of index items are derived from the basic reference materials for the 2000 Input-Output Tables (Construction Sector) and others.

\* Model index

The weights of Model index are derived from the example reporting the "Building Construction Cost Information" and others.

#### ② Detailed item and its unit prices

226 detailed items are selected as a representative items, having a high weight in the construction cost and those which are very frequently used in various buildings. The unit price of detailed items are reported on the Monthly Construction Prices, Building Construction Cost Information and are processed into indices on the basis of 2000 as 100. Since most of the representative detailed items are "unit price" of material and working, the unit price are sampled from the Construction Prices according to the fact.

### (5) Area (Scope of the index)

\* Standard index, Average index by structural frame, and Model index

These indexes are compiled for Tokyo.

\* Regional index

The indexes (index by cities and regional difference index) are compiled for the 9 cities of Osaka, Nagoya, Fukuoka, Hiroshima, Takamatsu, Kanazawa, Niigata, Sendai, and Sapporo.

(6) The revision of the base period and weighting period

\* The base periods of the Standard index, Average index by structural frame, and Regional index are the calendar year 2000 and the weighting period will be revised every 5 years.

\* The base period of the Model index is derived from the “Building Construction Cost Information” as mentioned, and the latest one is set up in accordance with revision of the price.

(7) Contribution of DI to the fluctuation of BCCI

Besides BCCI, the contribution of detailed items is calculated to grasp the BCCI. The contribution indicated the extent of contribution made by each detailed item to the overall construction cost – for instance, a rise of the price of steel or a fall of the price of ready-mixed concrete – in terms of the ratio to 2000, the change over the year in ratio and the change from the previous month in ratio.

The contribution is calculated for all detailed items of the total buildings. Only major 21 detailed items concerning the 4 buildings are printed in this issue.

(8) Others

① Temporary work

The Temporary work shall be the total of 1) the common temporary work and 2) the direct temporary work. Since the individual building of the temporary work very widely is its character, therefore, it takes the weight that considered the change of the temporary work cost ratio due to the difference of the installation cost.

② Site management cost

The Site management cost are divided into wages, official supply expenses, designing expenses, expenses of communications and transportations, expenses of finance and insurance, etc., and are calculated using the results of the Monthly Labour Survey, the Monthly Report on the Corporate Service Price Index conducted by the Ministry of Health, Labour and Welfare, Bank of Japan, Consumer Price Index by the Ministry of Public Management, Home Affairs, Post and Telecommunications and the Management Coordination Agency, respectively.

As for the weight, a wide unevenness is shown same as the temporary work. It is also calculated the materials of accounting, various expenses and the instance as the reference.

2. ウェイト表 (1) Table of BCCI weights

| 建物番号<br>使用用途 | Building number<br>Building type | 1<br>集合住宅<br>Condomi-<br>nium | 2<br>集合住宅<br>Condomi-<br>nium | 3<br>集合住宅<br>Condomi-<br>nium | 4<br>集合住宅<br>Condomi-<br>nium | 5<br>集合住宅<br>Apartment | 6<br>個人住宅<br>Individual<br>house | 7<br>事務所<br>Office |
|--------------|----------------------------------|-------------------------------|-------------------------------|-------------------------------|-------------------------------|------------------------|----------------------------------|--------------------|
| 構造           | Structural frame                 | S R C                         | S R C                         | R C                           | R C                           | S                      | R C                              | S R C              |
| 延床面積 (㎡)     | Total floor area                 | 2,000                         | 10,000                        | 1,000                         | 5,000                         | 800                    | 200                              | 2,000              |
| 地上/地下階数      | Story (ground/basement)          | 8/0                           | 10/0                          | 3/0                           | 6/0                           | 3/0                    | 2/0                              | 8/0-1              |
| 設備内容         | Installation                     | E. P. A. L                    | E. P. A. L                    | E. P                          | E. P. A. L                    | E. P                   | E. P. A                          | E. P. A. L         |
| 基準時          | Base period                      | 2000年                         | 2000年                         | 2000年                         | 2000年                         | 2000年                  | 2000年                            | 2000年              |
| [工事原価]       | Construction cost                | 1.0000                        | 1.0000                        | 1.0000                        | 1.0000                        | 1.0000                 | 1.0000                           | 1.0000             |
| 1. 純工事費      | Net work cost                    | 0.9248                        | 0.9383                        | 0.9213                        | 0.9332                        | 0.9304                 | 0.9212                           | 0.9106             |
| 2. 現場経費      | Site management cost             | 0.0752                        | 0.0617                        | 0.0787                        | 0.0668                        | 0.0696                 | 0.0788                           | 0.0894             |
| [純工事費]       | Net work cost                    | 1.0000                        | 1.0000                        | 1.0000                        | 1.0000                        | 1.0000                 | 1.0000                           | 1.0000             |
| 1. 建築        | Building construction            | 0.7605                        | 0.7618                        | 0.7583                        | 0.7448                        | 0.7593                 | 0.7518                           | 0.6706             |
| 2. 設備        | Installation                     | 0.2395                        | 0.2382                        | 0.2417                        | 0.2552                        | 0.2407                 | 0.2482                           | 0.3294             |
| [建築純工事費]     | Building construction cost       | 1.0000                        | 1.0000                        | 1.0000                        | 1.0000                        | 1.0000                 | 1.0000                           | 1.0000             |
| 1. 仮設        | Temporary work                   | 0.1198                        | 0.1106                        | 0.1059                        | 0.1038                        | 0.0842                 | 0.1065                           | 0.1347             |
| 2. 土工        | Earthwork                        | 0.0380                        | 0.0330                        | 0.0387                        | 0.0344                        | 0.0291                 | 0.0412                           | 0.0508             |
| 3. 地業        | Foundation & Piling              | 0.0484                        | 0.0443                        | 0.0479                        | 0.0525                        | 0.0233                 | 0.0451                           | 0.0443             |
| 4. コンクリート    | Concrete work                    | 0.0868                        | 0.0920                        | 0.0862                        | 0.0981                        | 0.0403                 | 0.0801                           | 0.0647             |
| 5. 型枠        | Formwork                         | 0.1053                        | 0.1085                        | 0.1246                        | 0.1265                        | 0.0255                 | 0.1238                           | 0.0752             |
| 6. 鉄筋        | Reinforcement                    | 0.0608                        | 0.0625                        | 0.0642                        | 0.0770                        | 0.0182                 | 0.0610                           | 0.0423             |
| 7. 鉄骨        | Structural steel work            | 0.0724                        | 0.0767                        | 0.0036                        | 0.0045                        | 0.1504                 | 0.0038                           | 0.1282             |
| 8. 既製コンクリート  | Precast concrete                 | 0.0079                        | 0.0110                        | 0.0209                        | 0.0162                        | 0.0622                 | 0.0175                           | 0.0272             |
| 9. 防水        | Waterproofing                    | 0.0147                        | 0.0143                        | 0.0183                        | 0.0163                        | 0.0169                 | 0.0181                           | 0.0143             |
| 10. 石工       | Masonry                          | 0.0131                        | 0.0083                        | 0.0078                        | 0.0062                        | 0.0029                 | 0.0080                           | 0.0398             |
| 11. タイル      | Tile work                        | 0.0444                        | 0.0345                        | 0.0379                        | 0.0311                        | 0.0243                 | 0.0410                           | 0.0238             |
| 12. 木工       | Carpentry                        | 0.0538                        | 0.0705                        | 0.0741                        | 0.0767                        | 0.1128                 | 0.0777                           | 0.0089             |
| 13. 金属       | Metal work                       | 0.0425                        | 0.0406                        | 0.0474                        | 0.0441                        | 0.0687                 | 0.0501                           | 0.0683             |
| 14. 左官       | Plastering & lathing work        | 0.0369                        | 0.0385                        | 0.0408                        | 0.0445                        | 0.0291                 | 0.0398                           | 0.0223             |
| 15. 木製建具     | Wooden door & window             | 0.0262                        | 0.0273                        | 0.0297                        | 0.0321                        | 0.0331                 | 0.0313                           | 0.0052             |
| 16. 金属製建具    | Metal door & window              | 0.0565                        | 0.0575                        | 0.0634                        | 0.0573                        | 0.0632                 | 0.0661                           | 0.0875             |
| 17. ガラス      | Glazing work                     | 0.0116                        | 0.0103                        | 0.0138                        | 0.0100                        | 0.0133                 | 0.0151                           | 0.0238             |
| 18. 塗装・吹付    | Painting & Spraying              | 0.0122                        | 0.0117                        | 0.0184                        | 0.0152                        | 0.0200                 | 0.0192                           | 0.0130             |
| 19. 内外装      | Int. & Ext. finishing            | 0.0683                        | 0.0706                        | 0.0743                        | 0.0764                        | 0.1096                 | 0.0737                           | 0.0579             |
| 20. 仕上ユニット   | Fitting & Equipment              | 0.0804                        | 0.0773                        | 0.0821                        | 0.0771                        | 0.0729                 | 0.0809                           | 0.0472             |
| 21. カーテンウォール | Curtain wall                     | 0.0000                        | 0.0000                        | 0.0000                        | 0.0000                        | 0.0000                 | 0.0000                           | 0.0206             |
| [設備工事費]      | Installation                     | 1.0000                        | 1.0000                        | 1.0000                        | 1.0000                        | 1.0000                 | 1.0000                           | 1.0000             |
| 1. 電気        | Electricity                      | 0.3150                        | 0.3167                        | 0.4003                        | 0.3319                        | 0.3769                 | 0.3230                           | 0.3504             |
| 2. 給排水衛生     | Plumbing & sanitation            | 0.4488                        | 0.4502                        | 0.5997                        | 0.4640                        | 0.6231                 | 0.4970                           | 0.1760             |
| 3. 暖冷房空調     | Air-conditioning                 | 0.1279                        | 0.1512                        | —                             | 0.1214                        | —                      | 0.1800                           | 0.3559             |
| 4. 昇降        | Lift installation                | 0.1083                        | 0.0819                        | —                             | 0.0827                        | —                      | —                                | 0.1177             |
| [建築純工事費]     | Building construction cost       | 1.0000                        | 1.0000                        | 1.0000                        | 1.0000                        | 1.0000                 | 1.0000                           | 1.0000             |
| 1. 仮設        | Temporary work                   | 0.1198                        | 0.1106                        | 0.1059                        | 0.1038                        | 0.0842                 | 0.1065                           | 0.1347             |
| 2. 土工・地業     | Earthwork & Foundation           | 0.0864                        | 0.0773                        | 0.0866                        | 0.0869                        | 0.0524                 | 0.0863                           | 0.0951             |
| 3. く体        | Structural frame                 | 0.3253                        | 0.3397                        | 0.2786                        | 0.3061                        | 0.2966                 | 0.2687                           | 0.3104             |
| 4. 仕上        | Finishing                        | 0.4685                        | 0.4724                        | 0.5289                        | 0.5032                        | 0.5668                 | 0.5385                           | 0.4598             |
| [1. 電気]      | Electricity                      | 1.0000                        | 1.0000                        | 1.0000                        | 1.0000                        | 1.0000                 | 1.0000                           | 1.0000             |
| 1. 受変電引込     | Substation                       | 0.1182                        | 0.0433                        | 0.1182                        | 0.0433                        | 0.1182                 | 0.0000                           | 0.1889             |
| 2. 幹線動力      | Main feeder & power              | 0.2005                        | 0.1661                        | 0.2005                        | 0.1661                        | 0.2005                 | 0.0000                           | 0.2013             |
| 3. 電灯コンセント   | Ele. light socket outlet         | 0.2586                        | 0.2900                        | 0.2586                        | 0.2900                        | 0.2586                 | 0.4198                           | 0.1877             |
| 4. 照明器具      | Lighting fixture                 | 0.1732                        | 0.1098                        | 0.1732                        | 0.1098                        | 0.1732                 | 0.2444                           | 0.2033             |
| 5. 電話配管      | Telephone system                 | 0.0549                        | 0.0550                        | 0.0549                        | 0.0550                        | 0.0549                 | 0.0895                           | 0.0561             |
| 6. テレビ共聴     | TV master antenna piping         | 0.0846                        | 0.1010                        | 0.0846                        | 0.1010                        | 0.0846                 | 0.1434                           | 0.0252             |
| 7. インターホン他   | Interphone & Others              | 0.0578                        | 0.1092                        | 0.0578                        | 0.1092                        | 0.0578                 | 0.1029                           | 0.0333             |
| 8. 防災        | Protective installation          | 0.0522                        | 0.1082                        | 0.0522                        | 0.1082                        | 0.0522                 | 0.0000                           | 0.0846             |
| 9. 避雷針       | Lighting rod                     | 0.0000                        | 0.0174                        | 0.0000                        | 0.0174                        | 0.0000                 | 0.0000                           | 0.0196             |
| [2. 給排水衛生]   | Plumbing & sanitation            | 1.0000                        | 1.0000                        | 1.0000                        | 1.0000                        | 1.0000                 | 1.0000                           | 1.0000             |
| 1. 給水        | Water supply                     | 0.2729                        | 0.2397                        | 0.2729                        | 0.2397                        | 0.2729                 | 0.2761                           | 0.2716             |
| 2. 給湯        | Hot water supply                 | 0.1583                        | 0.1615                        | 0.1583                        | 0.1615                        | 0.1583                 | 0.1370                           | 0.0497             |
| 3. 排水通気      | Drainage                         | 0.2569                        | 0.2528                        | 0.2569                        | 0.2528                        | 0.2569                 | 0.2760                           | 0.2985             |
| 4. 衛生器具      | Sanitary fixture                 | 0.1830                        | 0.1180                        | 0.1830                        | 0.1180                        | 0.1830                 | 0.1776                           | 0.1686             |
| 5. 消火        | Fire fighting work               | 0.0162                        | 0.0754                        | 0.0162                        | 0.0754                        | 0.0162                 | 0.0100                           | 0.1602             |
| 6. ガス        | Gas work                         | 0.1127                        | 0.1526                        | 0.1127                        | 0.1526                        | 0.1127                 | 0.1233                           | 0.0514             |
| [3. 暖冷房空調]   | Air-conditioning                 | 1.0000                        | 1.0000                        | —                             | 1.0000                        | —                      | 1.0000                           | 1.0000             |
| 1. 機器        | AC equipment                     | 0.2979                        | 0.2979                        | —                             | 0.2979                        | —                      | 0.6266                           | 0.4886             |
| 2. ダクト       | Duct work                        | 0.0363                        | 0.0363                        | —                             | 0.0363                        | —                      | 0.0000                           | 0.1262             |
| 3. 配管        | AC piping                        | 0.1262                        | 0.1262                        | —                             | 0.1262                        | —                      | 0.1147                           | 0.1626             |
| 4. 自動制御      | Automatic control sys.           | 0.0262                        | 0.0262                        | —                             | 0.0262                        | —                      | 0.0000                           | 0.0732             |
| 5. 換気        | Ventilation work                 | 0.5134                        | 0.5134                        | —                             | 0.5134                        | —                      | 0.2587                           | 0.1494             |

2. ウェイト表 (2) Table of BCCI weights

| 建物番号<br>使 途  | 8<br>事務所<br>Office | 9<br>事務所<br>Office | 10<br>事務所<br>Office | 11<br>事務所<br>Office | 12<br>事務所<br>Office | 13<br>店 舗<br>Store | 14<br>店 舗<br>Store | 15<br>店 舗<br>Store | 16<br>病 院<br>Hospital |
|--------------|--------------------|--------------------|---------------------|---------------------|---------------------|--------------------|--------------------|--------------------|-----------------------|
| 構 造          | S R C              | R C                | R C                 | S                   | S                   | S R C              | R C                | S                  | S R C                 |
| 延床面積 (㎡)     | 7,000              | 600                | 2,000               | 600                 | 2,000               | 4,000              | 1,500              | 1,500              | 5,000                 |
| 地上/地下階数      | 9/1-2              | 3/0                | 7/0-1               | 3/0                 | 7/0-1               | 8/1                | 4/0                | 2/0                | 8/0-1                 |
| 設備内容         | E. P. A. L         | E. P. A            | E. P. A. L          | E. P. A             | E. P. A. L          | E. P. A. L         | E. P. A. L         | E. P. A            | E. P. A. L            |
| 基準時          | 2000年              | 2000年              | 2000年               | 2000年               | 2000年               | 2000年              | 2000年              | 2000年              | 2000年                 |
| [工事原価]       | 1.0000             | 1.0000             | 1.0000              | 1.0000              | 1.0000              | 1.0000             | 1.0000             | 1.0000             | 1.0000                |
| 1. 純工事費      | 0.9219             | 0.9171             | 0.9227              | 0.9270              | 0.9285              | 0.9182             | 0.9205             | 0.9346             | 0.9301                |
| 2. 現場経費      | 0.0781             | 0.0829             | 0.0773              | 0.0730              | 0.0715              | 0.0818             | 0.0795             | 0.0654             | 0.0699                |
| [純工事費]       | 1.0000             | 1.0000             | 1.0000              | 1.0000              | 1.0000              | 1.0000             | 1.0000             | 1.0000             | 1.0000                |
| 1. 建築        | 0.6417             | 0.7204             | 0.6820              | 0.6771              | 0.6766              | 0.6857             | 0.6969             | 0.6583             | 0.5542                |
| 2. 設備        | 0.3583             | 0.2796             | 0.3180              | 0.3229              | 0.3234              | 0.3143             | 0.3031             | 0.3417             | 0.4458                |
| [建築純工事費]     | 1.0000             | 1.0000             | 1.0000              | 1.0000              | 1.0000              | 1.0000             | 1.0000             | 1.0000             | 1.0000                |
| 1. 仮 設       | 0.1090             | 0.1211             | 0.1277              | 0.1115              | 0.1163              | 0.1171             | 0.1134             | 0.0926             | 0.1202                |
| 2. 土 工       | 0.0569             | 0.0457             | 0.0411              | 0.0398              | 0.0451              | 0.0706             | 0.0626             | 0.0385             | 0.0596                |
| 3. 地 業       | 0.0425             | 0.0538             | 0.0452              | 0.0356              | 0.0364              | 0.0420             | 0.0370             | 0.0341             | 0.0433                |
| 4. コンクリート    | 0.0706             | 0.0867             | 0.0877              | 0.0446              | 0.0457              | 0.0756             | 0.0983             | 0.0533             | 0.0807                |
| 5. 型 枠       | 0.0782             | 0.1226             | 0.1234              | 0.0247              | 0.0230              | 0.0885             | 0.1172             | 0.0289             | 0.0831                |
| 6. 鉄 筋       | 0.0515             | 0.0671             | 0.0724              | 0.0198              | 0.0231              | 0.0509             | 0.0726             | 0.0245             | 0.0453                |
| 7. 鉄 骨       | 0.1325             | 0.0070             | 0.0071              | 0.1664              | 0.1845              | 0.1176             | 0.0117             | 0.1605             | 0.1001                |
| 8. 既製コンクリート  | 0.0331             | 0.0051             | 0.0059              | 0.0619              | 0.0641              | 0.0284             | 0.0096             | 0.0402             | 0.0108                |
| 9. 防 水       | 0.0137             | 0.0197             | 0.0198              | 0.0145              | 0.0144              | 0.0163             | 0.0224             | 0.0157             | 0.0156                |
| 10. 石 工      | 0.0353             | 0.0322             | 0.0190              | 0.0142              | 0.0173              | 0.0179             | 0.0248             | 0.0140             | 0.0091                |
| 11. タ イ ル    | 0.0216             | 0.0324             | 0.0338              | 0.0160              | 0.0113              | 0.0235             | 0.0258             | 0.0176             | 0.0252                |
| 12. 木 工      | 0.0087             | 0.0188             | 0.0128              | 0.0237              | 0.0101              | 0.0110             | 0.0260             | 0.0303             | 0.0112                |
| 13. 金 属      | 0.0610             | 0.0529             | 0.0744              | 0.0987              | 0.0918              | 0.0760             | 0.0675             | 0.1152             | 0.0688                |
| 14. 左 官      | 0.0173             | 0.0514             | 0.0346              | 0.0211              | 0.0170              | 0.0281             | 0.0386             | 0.0221             | 0.0307                |
| 15. 木製建具     | 0.0032             | 0.0096             | 0.0078              | 0.0131              | 0.0040              | 0.0042             | 0.0101             | 0.0100             | 0.0043                |
| 16. 金属製建具    | 0.0824             | 0.0992             | 0.1032              | 0.0972              | 0.0983              | 0.0997             | 0.0913             | 0.1027             | 0.0916                |
| 17. ガ ラ ス    | 0.0231             | 0.0296             | 0.0202              | 0.0217              | 0.0222              | 0.0209             | 0.0237             | 0.0229             | 0.0154                |
| 18. 塗装・吹付    | 0.0117             | 0.0167             | 0.0167              | 0.0192              | 0.0159              | 0.0150             | 0.0197             | 0.0225             | 0.0120                |
| 19. 内外装      | 0.0631             | 0.0668             | 0.0774              | 0.0946              | 0.0869              | 0.0500             | 0.0717             | 0.1165             | 0.0712                |
| 20. 仕上ユニット   | 0.0605             | 0.0530             | 0.0542              | 0.0457              | 0.0515              | 0.0223             | 0.0467             | 0.0326             | 0.0782                |
| 21. カーテンウォール | 0.0241             | 0.0086             | 0.0156              | 0.0160              | 0.0211              | 0.0244             | 0.0093             | 0.0053             | 0.0236                |
| [設備工事費]      | 1.0000             | 1.0000             | 1.0000              | 1.0000              | 1.0000              | 1.0000             | 1.0000             | 1.0000             | 1.0000                |
| 1. 電 気       | 0.3630             | 0.3908             | 0.3911              | 0.3771              | 0.3360              | 0.3466             | 0.3533             | 0.4192             | 0.3209                |
| 2. 給排水衛生     | 0.1451             | 0.2560             | 0.1945              | 0.2745              | 0.2130              | 0.2208             | 0.2332             | 0.2655             | 0.2848                |
| 3. 暖冷房空調     | 0.3997             | 0.3532             | 0.3113              | 0.3484              | 0.3204              | 0.2867             | 0.2483             | 0.3153             | 0.3414                |
| 4. 昇 降       | 0.0922             | —                  | 0.1031              | —                   | 0.1306              | 0.1459             | 0.1652             | —                  | 0.0529                |
| [建築純工事費]     | 1.0000             | 1.0000             | 1.0000              | 1.0000              | 1.0000              | 1.0000             | 1.0000             | 1.0000             | 1.0000                |
| 1. 仮 設       | 0.1090             | 0.1211             | 0.1277              | 0.1115              | 0.1163              | 0.1171             | 0.1134             | 0.0926             | 0.1202                |
| 2. 土工・地業     | 0.0994             | 0.0995             | 0.0863              | 0.0754              | 0.0815              | 0.1126             | 0.0996             | 0.0726             | 0.1029                |
| 3. く 体       | 0.3328             | 0.2834             | 0.2906              | 0.2555              | 0.2763              | 0.3326             | 0.2998             | 0.2672             | 0.3092                |
| 4. 仕 上       | 0.4588             | 0.4960             | 0.4954              | 0.5576              | 0.5259              | 0.4377             | 0.4872             | 0.5676             | 0.4677                |
| [1. 電 気]     | 1.0000             | 1.0000             | 1.0000              | 1.0000              | 1.0000              | 1.0000             | 1.0000             | 1.0000             | 1.0000                |
| 1. 受変電引込     | 0.1889             | 0.1563             | 0.1889              | 0.1563              | 0.1889              | 0.2038             | 0.1717             | 0.1717             | 0.1815                |
| 2. 幹線動力      | 0.2013             | 0.2283             | 0.2013              | 0.2283              | 0.2013              | 0.2648             | 0.2371             | 0.2371             | 0.2092                |
| 3. 電灯コンセント   | 0.1877             | 0.2137             | 0.1877              | 0.2137              | 0.1877              | 0.1813             | 0.1913             | 0.1913             | 0.1692                |
| 4. 照明器具      | 0.2033             | 0.2105             | 0.2033              | 0.2105              | 0.2033              | 0.1707             | 0.2325             | 0.2325             | 0.1573                |
| 5. 電話配管      | 0.0561             | 0.0524             | 0.0561              | 0.0524              | 0.0561              | 0.0364             | 0.0291             | 0.0291             | 0.0479                |
| 6. テレビ共聴     | 0.0252             | 0.0386             | 0.0252              | 0.0386              | 0.0252              | 0.0187             | 0.0274             | 0.0274             | 0.0418                |
| 7. インターホン他   | 0.0333             | 0.0309             | 0.0333              | 0.0309              | 0.0333              | 0.0274             | 0.0380             | 0.0380             | 0.1037                |
| 8. 防 災       | 0.0846             | 0.0605             | 0.0846              | 0.0605              | 0.0846              | 0.0839             | 0.0684             | 0.0684             | 0.0763                |
| 9. 避 雷 針     | 0.0196             | 0.0088             | 0.0196              | 0.0088              | 0.0196              | 0.0130             | 0.0045             | 0.0045             | 0.0131                |
| [2. 給排水衛生]   | 1.0000             | 1.0000             | 1.0000              | 1.0000              | 1.0000              | 1.0000             | 1.0000             | 1.0000             | 1.0000                |
| 1. 給 水       | 0.2716             | 0.3082             | 0.2716              | 0.3082              | 0.2716              | 0.2511             | 0.2723             | 0.2723             | 0.2079                |
| 2. 給 湯       | 0.0497             | 0.0655             | 0.0497              | 0.0655              | 0.0497              | 0.0710             | 0.0928             | 0.0928             | 0.1352                |
| 3. 排水通気      | 0.2985             | 0.3430             | 0.2985              | 0.3430              | 0.2985              | 0.2451             | 0.3302             | 0.3302             | 0.2181                |
| 4. 衛生器具      | 0.1686             | 0.1913             | 0.1686              | 0.1913              | 0.1686              | 0.0926             | 0.1481             | 0.1481             | 0.1414                |
| 5. 消 火       | 0.1602             | 0.0345             | 0.1602              | 0.0345              | 0.1602              | 0.2853             | 0.0812             | 0.0812             | 0.1801                |
| 6. ガ ス       | 0.0514             | 0.0575             | 0.0514              | 0.0575              | 0.0514              | 0.0549             | 0.0754             | 0.0754             | 0.1173                |
| [3. 暖冷房空調]   | 1.0000             | 1.0000             | 1.0000              | 1.0000              | 1.0000              | 1.0000             | 1.0000             | 1.0000             | 1.0000                |
| 1. 機 器       | 0.4886             | 0.5874             | 0.4886              | 0.5874              | 0.4886              | 0.4106             | 0.5413             | 0.5413             | 0.4609                |
| 2. ダクト       | 0.1262             | 0.0000             | 0.1262              | 0.0000              | 0.1262              | 0.1302             | 0.0876             | 0.0876             | 0.1294                |
| 3. 配 管       | 0.1626             | 0.1999             | 0.1626              | 0.1999              | 0.1626              | 0.1961             | 0.1753             | 0.1753             | 0.1772                |
| 4. 自動制御      | 0.0732             | 0.0101             | 0.0732              | 0.0101              | 0.0732              | 0.0562             | 0.0214             | 0.0214             | 0.0985                |
| 5. 換 気       | 0.1494             | 0.2026             | 0.1494              | 0.2026              | 0.1494              | 0.2069             | 0.1744             | 0.1744             | 0.1340                |

2. ウェイト表 (3) Table of BCCI weights

| 建物番号<br>使 途  | 17<br>医 院<br>Clinic | 18<br>医 院<br>Hospital | 19<br>ホテル<br>Hotel | 20<br>ホテル<br>Hotel | 21<br>ホテル<br>Hotel | 22<br>体育館<br>Gymnasium | 23<br>体育館<br>Gymnasium | 24<br>小・中学校<br>or Jr-high school | 25<br>大 学<br>College |
|--------------|---------------------|-----------------------|--------------------|--------------------|--------------------|------------------------|------------------------|----------------------------------|----------------------|
| 構 造          | R C                 | R C                   | S R C              | R C                | R C                | R C                    | S                      | R C                              | S R C                |
| 延床面積 (㎡)     | 400                 | 4,000                 | 5,000              | 1,500              | 4,000              | 2,000                  | 800                    | 4,000                            | 7,000                |
| 地上/地下階数      | 2/0                 | 4/0                   | 8/0-1              | 5/0                | 8/0-1              | 2/0                    | 1/0                    | 3/0                              | 8/0                  |
| 設 備 内 容      | E. P. A             | E. P. A. L            | E. P. A. L         | E. P. A. L         | E. P. A. L         | E. P. A                | E. P                   | E. P. A                          | E. P. A. L           |
| 基 準 時        | 2000年               | 2000年                 | 2000年              | 2000年              | 2000年              | 2000年                  | 2000年                  | 2000年                            | 2000年                |
| [工事原価]       | 1.0000              | 1.0000                | 1.0000             | 1.0000             | 1.0000             | 1.0000                 | 1.0000                 | 1.0000                           | 1.0000               |
| 1. 純工事費      | 0.9194              | 0.9394                | 0.9158             | 0.9140             | 0.9245             | 0.9053                 | 0.9303                 | 0.9216                           | 0.9262               |
| 2. 現場経費      | 0.0806              | 0.0606                | 0.0842             | 0.0860             | 0.0755             | 0.0947                 | 0.0697                 | 0.0784                           | 0.0738               |
| [純工事費]       | 1.0000              | 1.0000                | 1.0000             | 1.0000             | 1.0000             | 1.0000                 | 1.0000                 | 1.0000                           | 1.0000               |
| 1. 建築        | 0.6358              | 0.6152                | 0.6571             | 0.6489             | 0.6727             | 0.6159                 | 0.7624                 | 0.7534                           | 0.6716               |
| 2. 設備        | 0.3642              | 0.3848                | 0.3429             | 0.3511             | 0.3273             | 0.3841                 | 0.2376                 | 0.2466                           | 0.3284               |
| [建築純工事費]     | 1.0000              | 1.0000                | 1.0000             | 1.0000             | 1.0000             | 1.0000                 | 1.0000                 | 1.0000                           | 1.0000               |
| 1. 仮 設       | 0.0975              | 0.1149                | 0.1113             | 0.1072             | 0.1092             | 0.1185                 | 0.1130                 | 0.1054                           | 0.1213               |
| 2. 土 工       | 0.0394              | 0.0411                | 0.0556             | 0.0427             | 0.0368             | 0.0274                 | 0.0329                 | 0.0287                           | 0.0533               |
| 3. 地 業       | 0.0333              | 0.0454                | 0.0302             | 0.0392             | 0.0399             | 0.0505                 | 0.0337                 | 0.0449                           | 0.0400               |
| 4. コンクリート    | 0.0865              | 0.0937                | 0.0752             | 0.0804             | 0.0853             | 0.0725                 | 0.0597                 | 0.1004                           | 0.0854               |
| 5. 型 枠       | 0.1164              | 0.1274                | 0.0984             | 0.1094             | 0.1157             | 0.0941                 | 0.0403                 | 0.1334                           | 0.1006               |
| 6. 鉄 筋       | 0.0585              | 0.0685                | 0.0486             | 0.0582             | 0.0616             | 0.0703                 | 0.0260                 | 0.0729                           | 0.0566               |
| 7. 鉄 骨       | 0.0115              | 0.0090                | 0.1001             | 0.0150             | 0.0191             | 0.0482                 | 0.1434                 | 0.0147                           | 0.1071               |
| 8. 既製コンクリート  | 0.0055              | 0.0054                | 0.0237             | 0.0076             | 0.0096             | 0.0116                 | 0.0288                 | 0.0059                           | 0.0138               |
| 9. 防 水       | 0.0230              | 0.0206                | 0.0108             | 0.0199             | 0.0161             | 0.0099                 | 0.0105                 | 0.0171                           | 0.0148               |
| 10. 石 工      | 0.0090              | 0.0091                | 0.0366             | 0.0326             | 0.0288             | 0.0034                 | 0.0013                 | 0.0038                           | 0.0101               |
| 11. タ イ ル    | 0.0358              | 0.0297                | 0.0186             | 0.0252             | 0.0273             | 0.0188                 | 0.0115                 | 0.0186                           | 0.0339               |
| 12. 木 工      | 0.0435              | 0.0231                | 0.0397             | 0.0829             | 0.0603             | 0.0683                 | 0.0479                 | 0.0430                           | 0.0125               |
| 13. 金 属      | 0.0709              | 0.0766                | 0.0533             | 0.0629             | 0.0651             | 0.1193                 | 0.1245                 | 0.0720                           | 0.0675               |
| 14. 左 官      | 0.0361              | 0.0386                | 0.0263             | 0.0345             | 0.0356             | 0.0298                 | 0.0227                 | 0.0429                           | 0.0295               |
| 15. 木製建具     | 0.0214              | 0.0113                | 0.0062             | 0.0146             | 0.0162             | 0.0075                 | 0.0069                 | 0.0111                           | 0.0048               |
| 16. 金属製建具    | 0.1044              | 0.1035                | 0.0722             | 0.0833             | 0.0826             | 0.0780                 | 0.0898                 | 0.0920                           | 0.1010               |
| 17. ガ ラ ス    | 0.0259              | 0.0156                | 0.0126             | 0.0141             | 0.0130             | 0.0095                 | 0.0124                 | 0.0153                           | 0.0142               |
| 18. 塗装・吹付    | 0.0198              | 0.0165                | 0.0177             | 0.0190             | 0.0178             | 0.0239                 | 0.0306                 | 0.0256                           | 0.0162               |
| 19. 内 外 装    | 0.0802              | 0.0756                | 0.0777             | 0.0753             | 0.0731             | 0.0949                 | 0.1244                 | 0.0837                           | 0.0667               |
| 20. 仕上ユニット   | 0.0814              | 0.0744                | 0.0668             | 0.0760             | 0.0869             | 0.0436                 | 0.0397                 | 0.0686                           | 0.0507               |
| 21. カーテンウォール | 0.0000              | 0.0000                | 0.0184             | 0.0000             | 0.0000             | 0.0000                 | 0.0000                 | 0.0000                           | 0.0000               |
| [設備工事費]      | 1.0000              | 1.0000                | 1.0000             | 1.0000             | 1.0000             | 1.0000                 | 1.0000                 | 1.0000                           | 1.0000               |
| 1. 電 気       | 0.3458              | 0.3081                | 0.3541             | 0.3133             | 0.3213             | 0.3827                 | 0.5989                 | 0.3897                           | 0.3554               |
| 2. 給排水衛生     | 0.3102              | 0.3090                | 0.3340             | 0.3671             | 0.3299             | 0.3160                 | 0.4011                 | 0.2724                           | 0.2065               |
| 3. 暖冷房空調     | 0.3440              | 0.3283                | 0.2339             | 0.2392             | 0.2789             | 0.3013                 | —                      | 0.3379                           | 0.3668               |
| 4. 昇 降       | —                   | 0.0546                | 0.0780             | 0.0804             | 0.0699             | —                      | —                      | —                                | 0.0713               |
| [建築純工事費]     | 1.0000              | 1.0000                | 1.0000             | 1.0000             | 1.0000             | 1.0000                 | 1.0000                 | 1.0000                           | 1.0000               |
| 1. 仮 設       | 0.0975              | 0.1149                | 0.1113             | 0.1072             | 0.1092             | 0.1185                 | 0.1130                 | 0.1054                           | 0.1213               |
| 2. 土工・地業     | 0.0727              | 0.0865                | 0.0858             | 0.0819             | 0.0767             | 0.0779                 | 0.0666                 | 0.0736                           | 0.0933               |
| 3. く 体       | 0.2729              | 0.2986                | 0.3223             | 0.2630             | 0.2817             | 0.2851                 | 0.2694                 | 0.3214                           | 0.3497               |
| 4. 仕 上       | 0.5569              | 0.5000                | 0.4806             | 0.5479             | 0.5324             | 0.5185                 | 0.5510                 | 0.4996                           | 0.4357               |
| [1. 電 気]     | 1.0000              | 1.0000                | 1.0000             | 1.0000             | 1.0000             | 1.0000                 | 1.0000                 | 1.0000                           | 1.0000               |
| 1. 受変電引込     | 0.0000              | 0.1815                | 0.1550             | 0.1550             | 0.1550             | 0.1388                 | 0.1388                 | 0.1395                           | 0.1466               |
| 2. 幹線動力      | 0.2385              | 0.2092                | 0.1851             | 0.1851             | 0.1851             | 0.1640                 | 0.1640                 | 0.2218                           | 0.2403               |
| 3. 電灯コンセント   | 0.2675              | 0.1692                | 0.1856             | 0.1856             | 0.1856             | 0.2229                 | 0.2229                 | 0.1905                           | 0.1976               |
| 4. 照明器具      | 0.2268              | 0.1573                | 0.1780             | 0.1780             | 0.1780             | 0.2073                 | 0.2073                 | 0.1781                           | 0.2062               |
| 5. 電話配管      | 0.0669              | 0.0479                | 0.0538             | 0.0538             | 0.0538             | 0.0257                 | 0.0257                 | 0.0433                           | 0.0404               |
| 6. テレビ共聴     | 0.0621              | 0.0418                | 0.0631             | 0.0631             | 0.0631             | 0.0143                 | 0.0143                 | 0.0373                           | 0.0206               |
| 7. インターホン他   | 0.0667              | 0.1037                | 0.0570             | 0.0570             | 0.0570             | 0.0946                 | 0.0946                 | 0.0957                           | 0.0554               |
| 8. 防 災       | 0.0715              | 0.0763                | 0.1068             | 0.1068             | 0.1068             | 0.1161                 | 0.1161                 | 0.0778                           | 0.0782               |
| 9. 避 雷 針     | 0.0000              | 0.0131                | 0.0156             | 0.0156             | 0.0156             | 0.0163                 | 0.0163                 | 0.0160                           | 0.0147               |
| [2. 給排水衛生]   | 1.0000              | 1.0000                | 1.0000             | 1.0000             | 1.0000             | 1.0000                 | 1.0000                 | 1.0000                           | 1.0000               |
| 1. 給 水       | 0.2163              | 0.2079                | 0.2412             | 0.2412             | 0.2412             | 0.2234                 | 0.2234                 | 0.2686                           | 0.2738               |
| 2. 給 湯       | 0.1336              | 0.1352                | 0.2298             | 0.2298             | 0.2298             | 0.0942                 | 0.0942                 | 0.0368                           | 0.0499               |
| 3. 排水通気      | 0.3304              | 0.2181                | 0.2316             | 0.2316             | 0.2316             | 0.3642                 | 0.3642                 | 0.3111                           | 0.2821               |
| 4. 衛生器具      | 0.1975              | 0.1414                | 0.1082             | 0.1082             | 0.1082             | 0.1846                 | 0.1846                 | 0.1433                           | 0.1486               |
| 5. 消 火       | 0.0000              | 0.1801                | 0.1469             | 0.1469             | 0.1469             | 0.0801                 | 0.0801                 | 0.1456                           | 0.1438               |
| 6. ガ ス       | 0.1222              | 0.1173                | 0.0423             | 0.0423             | 0.0423             | 0.0535                 | 0.0535                 | 0.0946                           | 0.1018               |
| [3. 暖冷房空調]   | 1.0000              | 1.0000                | 1.0000             | 1.0000             | 1.0000             | 1.0000                 | —                      | 1.0000                           | 1.0000               |
| 1. 機 器       | 0.6243              | 0.4609                | 0.4113             | 0.4113             | 0.4113             | 0.4274                 | —                      | 0.5473                           | 0.3940               |
| 2. ダクト       | 0.0265              | 0.1294                | 0.1066             | 0.1066             | 0.1066             | 0.1054                 | —                      | 0.0639                           | 0.1174               |
| 3. 配 管       | 0.1912              | 0.1772                | 0.2007             | 0.2007             | 0.2007             | 0.1849                 | —                      | 0.1975                           | 0.2062               |
| 4. 自動制御      | 0.0130              | 0.0985                | 0.0939             | 0.0939             | 0.0939             | 0.0652                 | —                      | 0.0809                           | 0.1159               |
| 5. 換 気       | 0.1450              | 0.1340                | 0.1875             | 0.1875             | 0.1875             | 0.2171                 | —                      | 0.1104                           | 0.1665               |

2. ウェイト表 (4) Table of BCCI weights

| 建物番号<br>使 途  | 26<br>工 場<br>Factory | 27<br>工 場<br>Factory | 28<br>工 場<br>Factory | 29<br>倉 庫<br>Warehouse | 30<br>倉 庫<br>Warehouse | 31<br>倉 庫<br>Warehouse | 35<br>構造別平均<br>Average | 36<br>構造別平均<br>Average | 37<br>構造別平均<br>Average |
|--------------|----------------------|----------------------|----------------------|------------------------|------------------------|------------------------|------------------------|------------------------|------------------------|
| 構 造          | R C                  | S                    | S                    | R C                    | S                      | S                      | S R C                  | R C                    | S                      |
| 延床面積 (㎡)     | 1,000                | 700                  | 5,000                | 600                    | 1,000                  | 4,000                  | —                      | —                      | —                      |
| 地上/地下階数      | 2/0                  | 1/0                  | 1/0                  | 2/0                    | 1/0                    | 2/0                    | —                      | —                      | —                      |
| 設 備 内 容      | E. P. A. L           | E. P                 | E. P. A              | E. P. L                | E. P                   | E. P. A. L             | —                      | —                      | —                      |
| 基 準 時        | 2000年                | 2000年                | 2000年                | 2000年                  | 2000年                  | 2000年                  | 2000年                  | 2000年                  | 2000年                  |
| [工事原価]       | 1.0000               | 1.0000               | 1.0000               | 1.0000                 | 1.0000                 | 1.0000                 | 1.0000                 | 1.0000                 | 1.0000                 |
| 1. 純工事費      | 0.9239               | 0.9231               | 0.9327               | 0.9162                 | 0.9287                 | 0.9355                 | 0.9291                 | 0.9281                 | 0.9301                 |
| 2. 現場経費      | 0.0761               | 0.0769               | 0.0673               | 0.0838                 | 0.0713                 | 0.0645                 | 0.0709                 | 0.0719                 | 0.0699                 |
| [純工事費]       | 1.0000               | 1.0000               | 1.0000               | 1.0000                 | 1.0000                 | 1.0000                 | 1.0000                 | 1.0000                 | 1.0000                 |
| 1. 建 築       | 0.5701               | 0.6687               | 0.6829               | 0.6914                 | 0.6984                 | 0.7184                 | 0.7004                 | 0.7303                 | 0.6969                 |
| 2. 設 備       | 0.4299               | 0.3313               | 0.3171               | 0.3086                 | 0.3016                 | 0.2816                 | 0.2996                 | 0.2697                 | 0.3031                 |
| [建築純工事費]     | 1.0000               | 1.0000               | 1.0000               | 1.0000                 | 1.0000                 | 1.0000                 | 1.0000                 | 1.0000                 | 1.0000                 |
| 1. 仮 設       | 0.1396               | 0.1093               | 0.1056               | 0.1405                 | 0.1146                 | 0.1187                 | 0.1152                 | 0.1076                 | 0.0992                 |
| 2. 土 工       | 0.0401               | 0.0433               | 0.0365               | 0.0443                 | 0.0491                 | 0.0475                 | 0.0448                 | 0.0367                 | 0.0379                 |
| 3. 地 業       | 0.0568               | 0.0442               | 0.0692               | 0.0601                 | 0.0532                 | 0.0619                 | 0.0433                 | 0.0492                 | 0.0380                 |
| 4. コンクリート    | 0.1292               | 0.0727               | 0.0626               | 0.1415                 | 0.0716                 | 0.0729                 | 0.0828                 | 0.0943                 | 0.0542                 |
| 5. 型 枠       | 0.1502               | 0.0387               | 0.0271               | 0.1422                 | 0.0389                 | 0.0363                 | 0.0960                 | 0.1268                 | 0.0295                 |
| 6. 鉄 筋       | 0.0842               | 0.0325               | 0.0368               | 0.0920                 | 0.0344                 | 0.0393                 | 0.0556                 | 0.0716                 | 0.0257                 |
| 7. 鉄 骨       | 0.0373               | 0.2108               | 0.2242               | 0.0402                 | 0.2174                 | 0.2325                 | 0.0969                 | 0.0070                 | 0.1788                 |
| 8. 既製コンクリート  | 0.0147               | 0.0445               | 0.0469               | 0.0154                 | 0.0568                 | 0.0482                 | 0.0172                 | 0.0144                 | 0.0521                 |
| 9. 防 水       | 0.0260               | 0.0110               | 0.0156               | 0.0264                 | 0.0109                 | 0.0138                 | 0.0143                 | 0.0178                 | 0.0147                 |
| 10. 石 工      | 0.0016               | 0.0011               | 0.0002               | 0.0031                 | 0.0002                 | 0.0005                 | 0.0177                 | 0.0079                 | 0.0066                 |
| 11. タ イ ル    | 0.0075               | 0.0052               | 0.0019               | 0.0062                 | 0.0019                 | 0.0021                 | 0.0300                 | 0.0312                 | 0.0142                 |
| 12. 木 工      | 0.0143               | 0.0097               | 0.0025               | 0.0238                 | 0.0130                 | 0.0097                 | 0.0409                 | 0.0632                 | 0.0440                 |
| 13. 金 属      | 0.0608               | 0.1091               | 0.1149               | 0.0684                 | 0.0981                 | 0.1034                 | 0.0528                 | 0.0530                 | 0.0972                 |
| 14. 左 官      | 0.0450               | 0.0243               | 0.0208               | 0.0565                 | 0.0248                 | 0.0260                 | 0.0312                 | 0.0425                 | 0.0242                 |
| 15. 木製建具     | 0.0033               | 0.0052               | 0.0017               | 0.0046                 | 0.0035                 | 0.0029                 | 0.0160                 | 0.0253                 | 0.0142                 |
| 16. 金属製建具    | 0.0708               | 0.0848               | 0.0844               | 0.0580                 | 0.0778                 | 0.0674                 | 0.0723                 | 0.0699                 | 0.0840                 |
| 17. ガ ラ ス    | 0.0076               | 0.0093               | 0.0070               | 0.0022                 | 0.0069                 | 0.0055                 | 0.0150                 | 0.0130                 | 0.0150                 |
| 18. 塗装・吹付    | 0.0324               | 0.0345               | 0.0323               | 0.0368                 | 0.0392                 | 0.0321                 | 0.0125                 | 0.0180                 | 0.0253                 |
| 19. 内 外 装    | 0.0570               | 0.0903               | 0.0692               | 0.0241                 | 0.0675                 | 0.0606                 | 0.0675                 | 0.0755                 | 0.0980                 |
| 20. 仕上ユニット   | 0.0216               | 0.0195               | 0.0406               | 0.0137                 | 0.0202                 | 0.0187                 | 0.0682                 | 0.0745                 | 0.0433                 |
| 21. カーテンウォール | 0.0000               | 0.0000               | 0.0000               | 0.0000                 | 0.0000                 | 0.0000                 | 0.0098                 | 0.0006                 | 0.0039                 |
| [設備工事費]      | 1.0000               | 1.0000               | 1.0000               | 1.0000                 | 1.0000                 | 1.0000                 | 1.0000                 | 1.0000                 | 1.0000                 |
| 1. 電 気       | 0.3239               | 0.5890               | 0.4101               | 0.6016                 | 0.6006                 | 0.3611                 | 0.3324                 | 0.3513                 | 0.4356                 |
| 2. 給排水衛生     | 0.2244               | 0.4110               | 0.2091               | 0.1762                 | 0.3994                 | 0.1916                 | 0.3311                 | 0.4350                 | 0.3870                 |
| 3. 暖冷房空調     | 0.3275               | —                    | 0.3808               | —                      | —                      | 0.2375                 | 0.2496                 | 0.1636                 | 0.1641                 |
| 4. 昇 降       | 0.1242               | —                    | —                    | 0.2222                 | —                      | 0.2098                 | 0.0869                 | 0.0501                 | 0.0133                 |
| [建築純工事費]     | 1.0000               | 1.0000               | 1.0000               | 1.0000                 | 1.0000                 | 1.0000                 | 1.0000                 | 1.0000                 | 1.0000                 |
| 1. 仮 設       | 0.1396               | 0.1093               | 0.1056               | 0.1405                 | 0.1146                 | 0.1187                 | 0.1152                 | 0.1076                 | 0.0992                 |
| 2. 土工・地業     | 0.0969               | 0.0875               | 0.1057               | 0.1044                 | 0.1023                 | 0.1094                 | 0.0881                 | 0.0859                 | 0.0759                 |
| 3. く 体       | 0.4009               | 0.3547               | 0.3507               | 0.4159                 | 0.3623                 | 0.3810                 | 0.3313                 | 0.2997                 | 0.2882                 |
| 4. 仕 上       | 0.3626               | 0.4485               | 0.4380               | 0.3392                 | 0.4208                 | 0.3909                 | 0.4654                 | 0.5068                 | 0.5367                 |
| [1. 電 気]     | 1.0000               | 1.0000               | 1.0000               | 1.0000                 | 1.0000                 | 1.0000                 | 1.0000                 | 1.0000                 | 1.0000                 |
| 1. 受変電引込     | 0.2283               | 0.2283               | 0.2283               | 0.1759                 | 0.1759                 | 0.1759                 | 0.1187                 | 0.0853                 | 0.1544                 |
| 2. 幹線動力      | 0.3198               | 0.3198               | 0.3198               | 0.2624                 | 0.2624                 | 0.2624                 | 0.1914                 | 0.1759                 | 0.2325                 |
| 3. 電灯コンセント   | 0.1473               | 0.1473               | 0.1473               | 0.2073                 | 0.2073                 | 0.2073                 | 0.2349                 | 0.2646                 | 0.2199                 |
| 4. 照明器具      | 0.1420               | 0.1420               | 0.1420               | 0.1475                 | 0.1475                 | 0.1475                 | 0.1559                 | 0.1461                 | 0.1796                 |
| 5. 電話配管      | 0.0263               | 0.0263               | 0.0263               | 0.0261                 | 0.0261                 | 0.0261                 | 0.0531                 | 0.0545                 | 0.0438                 |
| 6. テレビ共聴     | 0.0122               | 0.0122               | 0.0122               | 0.0105                 | 0.0105                 | 0.0105                 | 0.0648                 | 0.0838                 | 0.0531                 |
| 7. インターホン他   | 0.0182               | 0.0182               | 0.0182               | 0.0170                 | 0.0170                 | 0.0170                 | 0.0757                 | 0.0922                 | 0.0426                 |
| 8. 防 災       | 0.0904               | 0.0904               | 0.0904               | 0.1327                 | 0.1327                 | 0.1327                 | 0.0902                 | 0.0848                 | 0.0681                 |
| 9. 避 雷 針     | 0.0155               | 0.0155               | 0.0155               | 0.0206                 | 0.0206                 | 0.0206                 | 0.0153                 | 0.0128                 | 0.0060                 |
| [2. 給排水衛生]   | 1.0000               | 1.0000               | 1.0000               | 1.0000                 | 1.0000                 | 1.0000                 | 1.0000                 | 1.0000                 | 1.0000                 |
| 1. 給 水       | 0.2646               | 0.2646               | 0.2646               | 0.2780                 | 0.2780                 | 0.2780                 | 0.2507                 | 0.2507                 | 0.2739                 |
| 2. 給 湯       | 0.0809               | 0.0809               | 0.0809               | 0.0499                 | 0.0499                 | 0.0499                 | 0.1226                 | 0.1386                 | 0.1175                 |
| 3. 排水通気      | 0.3357               | 0.3357               | 0.3357               | 0.3471                 | 0.3471                 | 0.3471                 | 0.2623                 | 0.2632                 | 0.2951                 |
| 4. 衛生器具      | 0.1136               | 0.1136               | 0.1136               | 0.1030                 | 0.1030                 | 0.1030                 | 0.1413                 | 0.1390                 | 0.1603                 |
| 5. 消 火       | 0.1666               | 0.1666               | 0.1666               | 0.1931                 | 0.1931                 | 0.1931                 | 0.1150                 | 0.0819                 | 0.0703                 |
| 6. ガ ス       | 0.0386               | 0.0386               | 0.0386               | 0.0289                 | 0.0289                 | 0.0289                 | 0.1081                 | 0.1266                 | 0.0829                 |
| [3. 暖冷房空調]   | 1.0000               | —                    | 1.0000               | —                      | —                      | 1.0000                 | 1.0000                 | 1.0000                 | 1.0000                 |
| 1. 機 器       | 0.4620               | —                    | 0.4620               | —                      | —                      | 0.4963                 | 0.3778                 | 0.3890                 | 0.5270                 |
| 2. ダクト       | 0.1228               | —                    | 0.1228               | —                      | —                      | 0.0911                 | 0.0796                 | 0.0508                 | 0.0825                 |
| 3. 配 管       | 0.1554               | —                    | 0.1554               | —                      | —                      | 0.1623                 | 0.1504                 | 0.1439                 | 0.1740                 |
| 4. 自動制御      | 0.1024               | —                    | 0.1024               | —                      | —                      | 0.0493                 | 0.0545                 | 0.0412                 | 0.0409                 |
| 5. 換 気       | 0.1574               | —                    | 0.1574               | —                      | —                      | 0.2010                 | 0.3377                 | 0.3751                 | 0.1756                 |

2. ウェイト表 (5) Table of BCCI weights

| 建物番号         | 39             | 40          | 41         | 42      | 43         | 44             | 45        | 46         |
|--------------|----------------|-------------|------------|---------|------------|----------------|-----------|------------|
| 使 途          | 小劇場付ワンルームマンション | 低層集合住宅      | 事務所ビル      | 店舗      | 総合病院       | ホテル<br>(ビジネス系) | 体育館       | 図書館        |
| 構 造          | Condominium    | Condominium | Office     | Store   | Hospital   | Hotel          | Gymnasium | Library    |
| 延床面積 (㎡)     | R C            | R C         | S R C      | S       | R C        | SRC(一部S)       | R C       | R C        |
| 地上/地下階数      | 836            | 3,018       | 2,414      | 705     | 11,494     | 5,003          | 3,431     | 2,413      |
| 設 備 内 容      | 3/1            | 4/1         | 8/0        | 2/0     | 5/0        | 10/0           | 2/0       | 3/0        |
| 基 準 時        | E. P. A.       | E. P. A. L  | E. P. A. L | E. P. A | E. P. A. L | E. P. A. L     | E. P. A   | E. P. A. L |
| 基 準 時        | 2001年11月       | 2004年11月    | 2003年11月   | 2006年4月 | 2003年5月    | 2005年5月        | 2002年11月  | 2004年5月    |
| [工事原価]       | —              | —           | —          | —       | —          | —              | —         | —          |
| 1. 純工事費      | —              | —           | —          | —       | —          | —              | —         | —          |
| 2. 現場経費      | —              | —           | —          | —       | —          | —              | —         | —          |
| [純工事費]       | 1.0000         | 1.0000      | 1.0000     | 1.0000  | 1.0000     | 1.0000         | 1.0000    | 1.0000     |
| 1. 建築        | 0.7296         | 0.8616      | 0.8038     | 0.7062  | 0.5369     | 0.5865         | 0.8989    | 0.6899     |
| 2. 設備        | 0.2704         | 0.1384      | 0.1962     | 0.2938  | 0.4631     | 0.4135         | 0.1011    | 0.3101     |
| [建築純工事費]     | 1.0000         | 1.0000      | 1.0000     | 1.0000  | 1.0000     | 1.0000         | 1.0000    | 1.0000     |
| 1. 仮設        | 0.1160         | 0.1053      | 0.1144     | 0.2086  | 0.0969     | 0.1014         | 0.1478    | 0.1406     |
| 2. 土工        | 0.1266         | 0.1209      | 0.0375     | 0.0169  | 0.0225     | 0.0227         | 0.0218    | 0.0293     |
| 3. 地業        | 0.0000         | 0.0030      | 0.0401     | 0.0409  | 0.0685     | 0.0480         | 0.1867    | 0.0144     |
| 4. コンクリート    | 0.0615         | 0.1033      | 0.0587     | 0.0392  | 0.0727     | 0.0512         | 0.0809    | 0.1021     |
| 5. 型枠        | 0.1003         | 0.1424      | 0.0983     | 0.0234  | 0.1345     | 0.0855         | 0.1313    | 0.2062     |
| 6. 鉄筋        | 0.0397         | 0.1115      | 0.0441     | 0.0219  | 0.1026     | 0.0539         | 0.0679    | 0.1086     |
| 7. 鉄骨        | 0.0000         | 0.0008      | 0.0604     | 0.1218  | 0.0064     | 0.0663         | 0.0662    | 0.0019     |
| 8. 既製コンクリート  | 0.0193         | 0.0030      | 0.0004     | 0.0989  | 0.0016     | 0.0113         | 0.0052    | 0.0003     |
| 9. 防水        | 0.0208         | 0.0147      | 0.0134     | 0.0194  | 0.0259     | 0.0070         | 0.0133    | 0.0210     |
| 10. 石工       | 0.0005         | 0.0311      | 0.0958     | 0.0000  | 0.0001     | 0.0368         | 0.0005    | 0.0041     |
| 11. タイル      | 0.0392         | 0.0176      | 0.0869     | 0.0049  | 0.0347     | 0.0189         | 0.0014    | 0.0683     |
| 12. 木工       | 0.0402         | 0.0387      | 0.0104     | 0.0303  | 0.0167     | 0.0113         | 0.0141    | 0.0000     |
| 13. 金属       | 0.0876         | 0.0256      | 0.0930     | 0.0889  | 0.0704     | 0.0391         | 0.0518    | 0.0676     |
| 14. 左官       | 0.0362         | 0.0341      | 0.0320     | 0.0192  | 0.0251     | 0.0164         | 0.0164    | 0.0306     |
| 15. 木製建具     | 0.0124         | 0.0198      | 0.0032     | 0.0220  | 0.0014     | 0.0011         | 0.0000    | 0.0000     |
| 16. 金属製建具    | 0.0578         | 0.0518      | 0.0782     | 0.0889  | 0.1521     | 0.0829         | 0.0649    | 0.1040     |
| 17. ガラス      | 0.0071         | 0.0186      | 0.0176     | 0.0051  | 0.0181     | 0.0056         | 0.0044    | 0.0085     |
| 18. 塗装・吹付    | 0.0169         | 0.0075      | 0.0069     | 0.0186  | 0.0131     | 0.0189         | 0.0502    | 0.0105     |
| 19. 内外装      | 0.1674         | 0.0639      | 0.0489     | 0.0924  | 0.0638     | 0.1059         | 0.0708    | 0.0664     |
| 20. 仕上ユニット   | 0.0505         | 0.0864      | 0.0598     | 0.0387  | 0.0503     | 0.2065         | 0.0044    | 0.0156     |
| 21. カーテンウォール | 0.0000         | 0.0000      | 0.0000     | 0.0000  | 0.0226     | 0.0093         | 0.0000    | 0.0000     |
| [設備工事費]      | 1.0000         | 1.0000      | 1.0000     | 1.0000  | 1.0000     | 1.0000         | 1.0000    | 1.0000     |
| 1. 電気        | 0.4056         | 0.3548      | 0.3265     | 0.4633  | 0.3342     | 0.4986         | 0.4880    | 0.3196     |
| 2. 給排水衛生     | 0.2684         | 0.4010      | 0.2341     | 0.2323  | 0.2214     | 0.1447         | 0.4156    | 0.1172     |
| 3. 暖冷房空調     | 0.3260         | 0.1466      | 0.2858     | 0.3044  | 0.4192     | 0.3058         | 0.0964    | 0.5018     |
| 4. 昇降        | —              | 0.0976      | 0.1536     | —       | 0.0252     | 0.0509         | —         | 0.0614     |
| [建築純工事費]     | 1.0000         | 1.0000      | 1.0000     | 1.0000  | 1.0000     | 1.0000         | 1.0000    | 1.0000     |
| 1. 仮設        | 0.1160         | 0.1054      | 0.1144     | 0.2086  | 0.0969     | 0.1014         | 0.1478    | 0.1406     |
| 2. 土工・地業     | 0.1266         | 0.1240      | 0.0776     | 0.0578  | 0.0910     | 0.0707         | 0.2085    | 0.0437     |
| 3. く体        | 0.2014         | 0.3579      | 0.2615     | 0.2063  | 0.3162     | 0.2569         | 0.3463    | 0.4187     |
| 4. 仕上        | 0.5560         | 0.4127      | 0.5465     | 0.5273  | 0.4959     | 0.5710         | 0.2974    | 0.3970     |
| [1. 電気]      | 1.0000         | 1.0000      | 1.0000     | 1.0000  | 1.0000     | 1.0000         | 1.0000    | 1.0000     |
| 1. 受変電引込     | 0.2536         | 0.0000      | 0.2712     | 0.3155  | 0.3932     | 0.1006         | 0.2359    | 0.2996     |
| 2. 幹線動力      | 0.1613         | 0.1320      | 0.0652     | 0.1998  | 0.1134     | 0.1540         | 0.1530    | 0.0650     |
| 3. 電灯コンセント   | 0.1522         | 0.2241      | 0.1360     | 0.0665  | 0.1450     | 0.0902         | 0.0437    | 0.1643     |
| 4. 照明器具      | 0.0931         | 0.1408      | 0.3508     | 0.2664  | 0.1012     | 0.0899         | 0.4842    | 0.1931     |
| 5. 電話配管      | 0.0217         | 0.0683      | 0.0428     | 0.0263  | 0.0643     | 0.0984         | 0.0079    | 0.0069     |
| 6. テレビ共聴     | 0.0338         | 0.0950      | 0.0266     | 0.0398  | 0.0217     | 0.0551         | 0.0016    | 0.0137     |
| 7. インターホン他   | 0.2308         | 0.2393      | 0.0396     | 0.0238  | 0.1110     | 0.3478         | 0.0051    | 0.1870     |
| 8. 防災        | 0.0535         | 0.1005      | 0.0457     | 0.0619  | 0.0443     | 0.0607         | 0.0686    | 0.0704     |
| 9. 避雷針       | 0.0000         | 0.0000      | 0.0221     | 0.0000  | 0.0059     | 0.0033         | 0.0000    | 0.0000     |
| [2. 給排水衛生]   | 1.0000         | 1.0000      | 1.0000     | 1.0000  | 1.0000     | 1.0000         | 1.0000    | 1.0000     |
| 1. 給水        | 0.2491         | 0.2036      | 0.1868     | 0.3029  | 0.1269     | 0.2028         | 0.1089    | 0.2150     |
| 2. 給湯        | 0.1146         | 0.0368      | 0.0903     | 0.1079  | 0.0800     | 0.3029         | 0.0829    | 0.0166     |
| 3. 排水通気      | 0.3553         | 0.4109      | 0.2126     | 0.3848  | 0.2411     | 0.3584         | 0.2598    | 0.3877     |
| 4. 衛生器具      | 0.1220         | 0.1763      | 0.2068     | 0.1487  | 0.0589     | 0.0194         | 0.1143    | 0.1969     |
| 5. 消火        | 0.0000         | 0.0000      | 0.3035     | 0.0000  | 0.2491     | 0.0964         | 0.1083    | 0.0854     |
| 6. ガス        | 0.1590         | 0.1724      | 0.0000     | 0.0557  | 0.2440     | 0.0201         | 0.3258    | 0.0984     |
| [3. 暖冷房空調]   | 1.0000         | 1.0000      | 1.0000     | 1.0000  | 1.0000     | 1.0000         | 1.0000    | 1.0000     |
| 1. 機器        | 0.5535         | 0.4820      | 0.5876     | 0.6866  | 0.2522     | 0.2287         | 0.4816    | 0.5185     |
| 2. ダクト       | 0.1795         | 0.0000      | 0.0430     | 0.0000  | 0.1883     | 0.0564         | 0.0414    | 0.1857     |
| 3. 配管        | 0.0908         | 0.1106      | 0.2565     | 0.2030  | 0.2594     | 0.1766         | 0.1438    | 0.1743     |
| 4. 自動制御      | 0.0000         | 0.0000      | 0.0000     | 0.0000  | 0.2495     | 0.4506         | 0.0000    | 0.0897     |
| 5. 換気        | 0.1762         | 0.4074      | 0.1129     | 0.1104  | 0.0506     | 0.0877         | 0.3332    | 0.0318     |

2. ウェイト表 (6) Table of BCCI weights

| 建物番号<br>使 途  | 48<br>集合住宅<br>Condominium | 49<br>店舗事務所<br>Office and<br>store | 50<br>寄宿舎<br>Dormitory | 51<br>小学校<br>Primary<br>school | 建物番号<br>使 途  | 52<br>工場<br>Factory | 53<br>大学<br>College | 54<br>二世帯住宅<br>Semi detached<br>house |
|--------------|---------------------------|------------------------------------|------------------------|--------------------------------|--------------|---------------------|---------------------|---------------------------------------|
| 構 造          | R C / S R C               | S                                  | R C                    | R C                            | 構 造          | S                   | S R C               | R C                                   |
| 延床面積 (㎡)     | 5,844                     | 1,102                              | 2,207                  | 5,840                          | 延床面積 (㎡)     | 1,390               | 6,820               | 263                                   |
| 地上/地下階数      | 8/0                       | 7/0                                | 5/0                    | 3/0                            | 地上/地下階数      | 2/0                 | 8/0                 | 3/1                                   |
| 設 備 内 容      | E. P. L.                  | E. P. A. L                         | E. P. A                | E. P. A. L                     | 設 備 内 容      | E. P. A. L          | E. P. A. L          | E. P. A                               |
| 基 準 時        | 1996年6月                   | 1998年6月                            | 2000年6月                | 2002年5月                        | 基 準 時        | 1993年6月             | 1993年12月            | 1995年6月                               |
| [工事原価]       | —                         | —                                  | —                      | —                              | [工事原価]       | —                   | —                   | —                                     |
| 1. 純工事費      | —                         | —                                  | —                      | —                              | 1. 純工事費      | —                   | —                   | —                                     |
| 2. 現場経費      | —                         | —                                  | —                      | —                              | 2. 現場経費      | —                   | —                   | —                                     |
| [純工事費]       | 1.0000                    | 1.0000                             | 1.0000                 | 1.0000                         | [純工事費]       | 1.0000              | 1.0000              | 1.0000                                |
| 1. 建築        | 0.7834                    | 0.7497                             | 0.7011                 | 0.7877                         | 1. 建築        | 0.5217              | 0.7258              | 0.8218                                |
| 2. 設備        | 0.2166                    | 0.2503                             | 0.2989                 | 0.2123                         | 2. 設備        | 0.4783              | 0.2742              | 0.1782                                |
| [建築純工事費]     | 1.0000                    | 1.0000                             | 1.0000                 | 1.0000                         | [建築純工事費]     | 1.0000              | 1.0000              | 1.0000                                |
| 1. 仮設        | 0.1328                    | 0.1356                             | 0.1416                 | 0.1183                         | 1. 仮設        | 0.1718              | 0.1528              | 0.1151                                |
| 2. 土工        | 0.0129                    | 0.0141                             | 0.0073                 | 0.0135                         | 2. 土工        | 0.0307              | 0.0267              | 0.1012                                |
| 3. 地業        | 0.0708                    | 0.0182                             | 0.0353                 | 0.1208                         | 3. 地業        | 0.0000              | 0.0261              | 0.0000                                |
| 4. コンクリート    | 0.0662                    | 0.0192                             | 0.0970                 | 0.1046                         | 4. コンクリート    | 0.0427              | 0.0696              | 0.1038                                |
| 5. 型枠        | 0.1290                    | 0.0072                             | 0.2002                 | 0.1572                         | 5. 型枠        | 0.0705              | 0.1386              | 0.1850                                |
| 6. 鉄筋        | 0.0505                    | 0.0086                             | 0.0555                 | 0.0676                         | 6. 鉄筋        | 0.0244              | 0.0661              | 0.0833                                |
| 7. 鉄骨        | 0.0564                    | 0.2000                             | 0.0000                 | 0.0204                         | 7. 鉄骨        | 0.2910              | 0.1346              | 0.0000                                |
| 8. 既製コンクリート  | 0.0033                    | 0.0452                             | 0.0000                 | 0.0004                         | 8. 既製コンクリート  | 0.1353              | 0.0126              | 0.0079                                |
| 9. 防水        | 0.0131                    | 0.0197                             | 0.0193                 | 0.0211                         | 9. 防水        | 0.0294              | 0.0195              | 0.0177                                |
| 10. 石工       | 0.0001                    | 0.0126                             | 0.0005                 | 0.0020                         | 10. 石工       | 0.0000              | 0.0010              | 0.0000                                |
| 11. タイル      | 0.0081                    | 0.0042                             | 0.0033                 | 0.0116                         | 11. タイル      | 0.0001              | 0.0543              | 0.0134                                |
| 12. 木工       | 0.0727                    | 0.0073                             | 0.0197                 | 0.0168                         | 12. 木工       | 0.0039              | 0.0092              | 0.0293                                |
| 13. 金属       | 0.0369                    | 0.1692                             | 0.0785                 | 0.0440                         | 13. 金属       | 0.0286              | 0.0380              | 0.0261                                |
| 14. 左官       | 0.0395                    | 0.0095                             | 0.0334                 | 0.0486                         | 14. 左官       | 0.0127              | 0.0336              | 0.0742                                |
| 15. 木製建具     | 0.0404                    | 0.0005                             | 0.0173                 | 0.0011                         | 15. 木製建具     | 0.0036              | 0.0000              | 0.0157                                |
| 16. 金属製建具    | 0.0455                    | 0.1722                             | 0.1318                 | 0.0766                         | 16. 金属製建具    | 0.0498              | 0.1031              | 0.0711                                |
| 17. ガラス      | 0.0059                    | 0.0551                             | 0.0141                 | 0.0148                         | 17. ガラス      | 0.0073              | 0.0115              | 0.0139                                |
| 18. 塗装・吹付    | 0.0204                    | 0.0129                             | 0.0415                 | 0.0260                         | 18. 塗装       | 0.0063              | 0.0121              | 0.0043                                |
| 19. 内外装      | 0.0674                    | 0.0703                             | 0.0777                 | 0.0747                         | 19. 内外装      | 0.0896              | 0.0752              | 0.0773                                |
| 20. 仕上ユニット   | 0.1281                    | 0.0184                             | 0.0260                 | 0.0460                         | 20. 仕上ユニット   | 0.0023              | 0.0154              | 0.0607                                |
| 21. カーテンウォール | 0.0000                    | 0.0000                             | 0.0000                 | 0.0139                         | 21. カーテンウォール | 0.0000              | 0.0000              | 0.0000                                |
| [設備工事費]      | 1.0000                    | 1.0000                             | 1.0000                 | 1.0000                         | [設備工事費]      | 1.0000              | 1.0000              | 1.0000                                |
| 1. 電気        | 0.3605                    | 0.4368                             | 0.4455                 | 0.3745                         | 1. 電気        | 0.3352              | 0.4124              | 0.3548                                |
| 2. 給排水衛生     | 0.5912                    | 0.1976                             | 0.3213                 | 0.3787                         | 2. 給排水衛生     | 0.0607              | 0.1400              | 0.3900                                |
| 3. 暖冷房空調     | —                         | 0.2451                             | 0.2332                 | 0.2376                         | 3. 暖冷房空調     | 0.3238              | 0.4064              | 0.2552                                |
| 4. 昇降        | 0.0483                    | 0.1205                             | —                      | 0.0092                         | 4. 昇降        | 0.2803              | 0.0412              | —                                     |
| [建築純工事費]     | 1.0000                    | 1.0000                             | 1.0000                 | 1.0000                         | [建築純工事費]     | 1.0000              | 1.0000              | 1.0000                                |
| 1. 仮設        | 0.1328                    | 0.1356                             | 0.1416                 | 0.1183                         | 1. 仮設        | 0.1718              | 0.1528              | 0.1151                                |
| 2. 土工・地業     | 0.0837                    | 0.0323                             | 0.0426                 | 0.1343                         | 2. 土工・地業     | 0.0307              | 0.0528              | 0.1012                                |
| 3. く体        | 0.3021                    | 0.2350                             | 0.3527                 | 0.3498                         | 3. く体        | 0.4286              | 0.4089              | 0.3721                                |
| 4. 仕上        | 0.4814                    | 0.5971                             | 0.4631                 | 0.3976                         | 4. 仕上        | 0.3689              | 0.3855              | 0.4116                                |
| [1. 電気]      | 1.0000                    | 1.0000                             | 1.0000                 | 1.0000                         | [1. 電気]      | 1.0000              | 1.0000              | 1.0000                                |
| 1. 受変電引込     | 0.0324                    | 0.2279                             | 0.0991                 | 0.1869                         | 1. 受変電引込     | 0.3243              | 0.1380              | 0.0000                                |
| 2. 幹線動力      | 0.1840                    | 0.2444                             | 0.0700                 | 0.2125                         | 2. 幹線動力      | 0.3024              | 0.3541              | 0.0000                                |
| 3. 電灯コンセント   | 0.3974                    | 0.1355                             | 0.3685                 | 0.1461                         | 3. 電灯コンセント   | 0.1296              | 0.1628              | 0.4320                                |
| 4. 照明器具      | 0.1216                    | 0.1796                             | 0.2006                 | 0.1872                         | 4. 照明器具      | 0.1162              | 0.1902              | 0.1939                                |
| 5. 電話配管      | 0.0474                    | 0.0691                             | 0.0198                 | 0.0844                         | 5. 電話配管      | 0.0181              | 0.0252              | 0.1468                                |
| 6. テレビ共聴     | 0.0766                    | 0.0353                             | 0.0295                 | 0.0307                         | 6. テレビ共聴     | 0.0084              | 0.0214              | 0.2273                                |
| 7. インターホン他   | 0.0427                    | 0.0184                             | 0.1306                 | 0.0411                         | 7. インターホン他   | 0.0314              | 0.0429              | 0.0000                                |
| 8. 防災        | 0.0732                    | 0.0732                             | 0.0819                 | 0.1111                         | 8. 防災        | 0.0546              | 0.0533              | 0.0000                                |
| 9. 避雷針       | 0.0247                    | 0.0166                             | 0.0000                 | 0.0000                         | 9. 避雷針       | 0.0150              | 0.0121              | 0.0000                                |
| [2. 給排水衛生]   | 1.0000                    | 1.0000                             | 1.0000                 | 1.0000                         | [2. 給排水衛生]   | 1.0000              | 1.0000              | 1.0000                                |
| 1. 給水        | 0.2477                    | 0.3633                             | 0.1714                 | 0.2927                         | 1. 給水        | 0.2399              | 0.2289              | 0.2736                                |
| 2. 給湯        | 0.2427                    | 0.0556                             | 0.0530                 | 0.0173                         | 2. 給湯        | 0.0900              | 0.0150              | 0.0723                                |
| 3. 排水通気      | 0.2059                    | 0.2538                             | 0.2868                 | 0.2596                         | 3. 排水通気      | 0.4456              | 0.3207              | 0.1933                                |
| 4. 衛生器具      | 0.1252                    | 0.1748                             | 0.3062                 | 0.1128                         | 4. 衛生器具      | 0.1310              | 0.2043              | 0.2253                                |
| 5. 消火        | 0.0222                    | 0.1273                             | 0.0366                 | 0.2660                         | 5. 消火        | 0.0865              | 0.1457              | 0.0000                                |
| 6. ガス        | 0.1563                    | 0.0252                             | 0.1460                 | 0.0516                         | 6. ガス        | 0.0070              | 0.0854              | 0.2355                                |
| [3. 暖冷房空調]   | —                         | 1.0000                             | 1.0000                 | 1.0000                         | [3. 暖冷房空調]   | 1.0000              | 1.0000              | 1.0000                                |
| 1. 機器        | —                         | 0.7606                             | 0.6009                 | 0.5586                         | 1. 機器        | 0.4188              | 0.6747              | 0.8647                                |
| 2. ダクト       | —                         | 0.0000                             | 0.0000                 | 0.1672                         | 2. ダクト       | 0.0695              | 0.0908              | 0.0000                                |
| 3. 配管        | —                         | 0.0000                             | 0.0592                 | 0.1978                         | 3. 配管        | 0.2616              | 0.1669              | 0.0000                                |
| 4. 自動制御      | —                         | 0.0000                             | 0.0000                 | 0.0396                         | 4. 自動制御      | 0.1119              | 0.0050              | 0.0000                                |
| 5. 換気        | —                         | 0.2394                             | 0.3399                 | 0.0368                         | 5. 換気        | 0.1382              | 0.0626              | 0.1353                                |



2. ウェイト表 (7) Table of BCCI weights

| 建物番号<br>使用用途           | Building number<br>Building type | 32<br>個人住宅<br>Individual house | 33<br>個人住宅<br>Individual house | 34<br>集合住宅<br>Apartment | 38<br>構造別平均<br>— | 47<br>保育園<br>Nursery school |
|------------------------|----------------------------------|--------------------------------|--------------------------------|-------------------------|------------------|-----------------------------|
| 構造                     | Structural frame                 | W                              | W                              | W                       | W                | W                           |
| 延床面積 (m <sup>2</sup> ) | Total floor area                 | 125                            | 200                            | 500                     | —                | 1,000                       |
| 地上/地下階数                | Story (ground/basement)          | 2/0                            | 2/0                            | 2/0                     | —                | 1/0                         |
| 設備内容                   | Installation                     | E. P                           | E. P. A                        | E. P                    | —                | E. P. A                     |
| 基準時                    | Base period                      | 2000年                          | 2000年                          | 2000年                   | 2000年            | 2005年10月                    |
| [工事原価]                 | Construction cost                | 1.0000                         | 1.0000                         | 1.0000                  | 1.0000           | —                           |
| 1. 純工事費                | Net work cost                    | 0.9341                         | 0.9415                         | 0.9374                  | 0.9369           | —                           |
| 2. 現場経費                | Site management cost             | 0.0659                         | 0.0585                         | 0.0626                  | 0.0631           | —                           |
| [純工事費]                 | Net work cost                    | 1.0000                         | 1.0000                         | 1.0000                  | 1.0000           | 1.0000                      |
| 1. 建築                  | Building construction            | 0.8131                         | 0.7604                         | 0.8448                  | 0.7953           | 0.6299                      |
| 2. 設備                  | Installation                     | 0.1869                         | 0.2396                         | 0.1552                  | 0.2047           | 0.3701                      |
| [建築純工事費]               | Building construction            | 1.0000                         | 1.0000                         | 1.0000                  | 1.0000           | 1.0000                      |
| 1. 仮設                  | Temporary work                   | 0.0398                         | 0.0389                         | 0.0362                  | 0.0393           | 0.0824                      |
| 2. 基礎                  | Foundation                       | 0.0790                         | 0.0754                         | 0.0721                  | 0.0775           | 0.0920                      |
| 3. 木工                  | Carpentry                        | 0.3753                         | 0.3753                         | 0.3896                  | 0.3758           | 0.4360                      |
| 4. 屋根                  | Roofing                          | 0.0540                         | 0.0584                         | 0.0513                  | 0.0555           | 0.0575                      |
| 5. 金属製建具               | Metal door & window              | 0.0679                         | 0.0616                         | 0.0512                  | 0.0650           | 0.0851                      |
| 6. 木製建具                | Wooden door & window             | 0.0449                         | 0.0508                         | 0.0564                  | 0.0475           | 0.0477                      |
| 7. ガラス                 | Glazing work                     | 0.0065                         | 0.0081                         | 0.0062                  | 0.0071           | 0.0039                      |
| 8. 防水                  | Waterproofing                    | 0.0062                         | 0.0054                         | 0.0076                  | 0.0059           | 0.0014                      |
| 9. 石工                  | Masonry                          | 0.0006                         | 0.0051                         | 0.0025                  | 0.0023           | 0.0000                      |
| 10. タイル                | Tile work                        | 0.0155                         | 0.0157                         | 0.0132                  | 0.0155           | 0.0072                      |
| 11. 金属                 | Metal work                       | 0.0214                         | 0.0189                         | 0.0249                  | 0.0206           | 0.0049                      |
| 12. 左官                 | Plastering & lathing work        | 0.0236                         | 0.0282                         | 0.0223                  | 0.0252           | 0.0185                      |
| 13. 塗装・吹付              | Painting & Spraying              | 0.0202                         | 0.0221                         | 0.0225                  | 0.0209           | 0.0406                      |
| 14. 内外装                | Int. & Ext. finishing            | 0.1220                         | 0.1152                         | 0.1199                  | 0.1195           | 0.0512                      |
| 15. 仕上ユニット雑            | Fitting, Equip. & Others         | 0.1231                         | 0.1209                         | 0.1241                  | 0.1224           | 0.0716                      |
| [設備工事費]                | Installation                     | 1.0000                         | 1.0000                         | 1.0000                  | 1.0000           | 1.0000                      |
| 1. 電気                  | Electricity                      | 0.3394                         | 0.2812                         | 0.3771                  | 0.3199           | 0.2205                      |
| 2. 給排水衛生               | Plumbing & sanitation            | 0.6606                         | 0.4900                         | 0.6229                  | 0.5980           | 0.4274                      |
| 3. 暖冷房空調               | Air-conditioning                 | —                              | 0.2288                         | —                       | 0.0821           | 0.3521                      |
| [1. 電気]                | Electricity                      | 1.0000                         | 1.0000                         | 1.0000                  | 1.0000           | 1.0000                      |
| 1. 受変電引込               | Substation                       | 0.0000                         | 0.0000                         | 0.0000                  | 0.0000           | 0.2311                      |
| 2. 幹線動力                | Main feeder & power              | 0.0000                         | 0.0000                         | 0.0000                  | 0.0000           | 0.2543                      |
| 3. 電灯コンセント             | Ele. light socket outlet         | 0.4776                         | 0.4853                         | 0.5539                  | 0.4832           | 0.0943                      |
| 4. 照明器具                | Lighting fixture                 | 0.2980                         | 0.3072                         | 0.2675                  | 0.3002           | 0.1921                      |
| 5. 電話配管                | Telephone system                 | 0.0710                         | 0.0589                         | 0.0593                  | 0.0662           | 0.0091                      |
| 6. テレビ共聴               | TV master antenna piping         | 0.0961                         | 0.0961                         | 0.0804                  | 0.0955           | 0.0494                      |
| 7. インターホン他             | Interphone & Others              | 0.0573                         | 0.0525                         | 0.0389                  | 0.0549           | 0.1064                      |
| 8. 防災                  | Protective installation          | 0.0000                         | 0.0000                         | 0.0000                  | 0.0000           | 0.0633                      |
| 9. 避雷針                 | Lighting rod                     | 0.0000                         | 0.0000                         | 0.0000                  | 0.0000           | 0.0000                      |
| [2. 給排水衛生]             | Plumbing & sanitation            | 1.0000                         | 1.0000                         | 1.0000                  | 1.0000           | 1.0000                      |
| 1. 給水                  | Water supply                     | 0.2169                         | 0.2239                         | 0.2236                  | 0.2197           | 0.2550                      |
| 2. 給湯                  | Hot water supply                 | 0.1495                         | 0.1596                         | 0.1057                  | 0.1515           | 0.1320                      |
| 3. 排水通気                | Drainage                         | 0.2857                         | 0.2766                         | 0.3187                  | 0.2836           | 0.3849                      |
| 4. 衛生器具                | Sanitary fixture                 | 0.2756                         | 0.2614                         | 0.2492                  | 0.2695           | 0.0573                      |
| 5. 消火                  | Fire fighting work               | 0.0000                         | 0.0000                         | 0.0000                  | 0.0000           | 0.0483                      |
| 6. ガス                  | Gas work                         | 0.0723                         | 0.0785                         | 0.1028                  | 0.0757           | 0.1225                      |
| [3. 暖冷房空調]             | Air-conditioning                 | —                              | 1.0000                         | —                       | 1.0000           | 1.0000                      |
| 1. 機器                  | AC equipment                     | —                              | 0.7699                         | —                       | 0.7699           | 0.7111                      |
| 2. ダクト                 | Duct work                        | —                              | 0.0000                         | —                       | 0.0000           | 0.0000                      |
| 3. 配管                  | AC piping                        | —                              | 0.0000                         | —                       | 0.0000           | 0.1560                      |
| 4. 自動制御                | Automatic control sys.           | —                              | 0.0000                         | —                       | 0.0000           | 0.0136                      |
| 5. 換気                  | Ventilation work                 | —                              | 0.2301                         | —                       | 0.2301           | 0.1193                      |

## II. 建設資材物価指数の作成方法

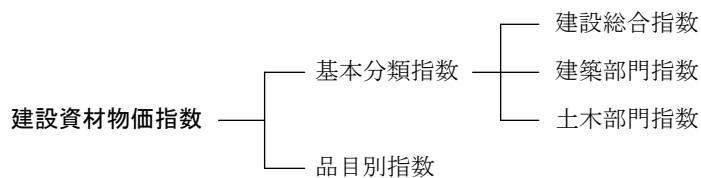
### 1. 建設資材物価指数の作成方法

#### 1) 建設資材物価指数の種類

指数には、時系列指数と都市間格差指数があり、次のような構造となっている。

##### (1) 時系列指数

わが国全体の建設工事に使用される建設資材の物価動向を集約的に表す時系列指数(月別)で、東京都区部以下主要10都市について、固定ウエイトにより費目別及び品目別に算出している。

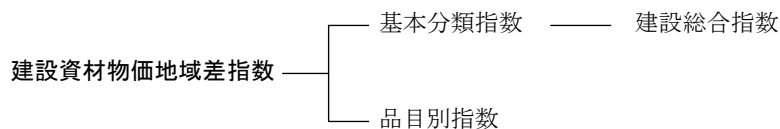


建設総合指数は、建築及び土木工事に使用される資材費ウエイト(購入者価格)によって個々の資材価格指数を総合した指数で、建設工事全体における資材物価の動向を表すものである。建築部門指数は、建築工事に使用される資材費ウエイトにより、土木部門指数は、土木工事に使用される資材費ウエイトによって算出した指数で、それぞれ建築ないし土木工事における資材物価の動向を表すものである。

なお、品目指数は、個々の品目について算出した指数である。

##### (2) 都市間格差指数

東京都区部=100として主要10都市間の物価格差を表す指数である。全国ウエイトによるラスパイレズ式により年に1回、年平均指数として算出している。

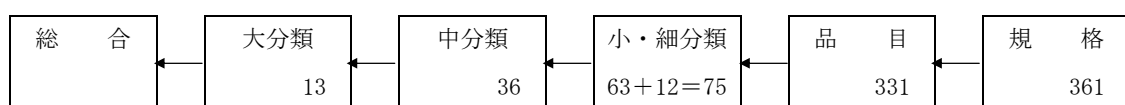


#### 2) 指数の費目(資材)分類

##### (1) 費目(資材)分類

指数の費目(資材)分類は、産業連関表の部門分類に準拠した「基本分類」である。

「基本分類」は、「建設部門分析用産業連関表(国土交通省)」による「投入部門の特別分類」を中分類とし、これに「産業連関表」の統合分類及び基本分類を組み合わせた分類で、次のような構成となっている。



|     | (大分類)       | (中分類)   |
|-----|-------------|---|
| 総 合 | 1 農 産 物     | 農産物(例・種苗、花木類)   |
|     | 2 鉱 産 物     | 砂利・砕石   |
|     | 3 繊維製品      | 畳・わら加工品、繊維工業製品  |
|     | 4 紙・木製品     | 製材、合板、建設用木製品等、家具・建具・装備品、紙・紙加工品                              |
|     | 5 化学製品      | 塗料、その他の化学製品   |
|     | 6 石油製品・舗装材料 | 石油製品、舗装材料   |
|     | 7 窯業・土石製品   | 耐火物、他の建設用土石製品、ガラス・ガラス製品、陶磁器、セメント、生コンクリート、セメント製品、その他の窯業・土石製品 |
|     | 8 鉄 鋼       | 熱間圧延鋼材、鋼管、冷間・メッキ鋼材、鋳鍛造品・他の鉄鋼製品                              |
|     | 9 非鉄金属      | 電線・ケーブル・光ファイバーケーブル、その他の非鉄金属                                 |
|     | 10 金属製品     | 建設用金属製品、建築用金属製品、ガス・石油・暖房装置、その他の金属製品                         |
|     | 11 一般機械     | 一般機械(例・ボイラー、エアコン)   |
|     | 12 電気機械     | 重電機器、その他の電気機械   |
|     | 13 他の製造工業製品 | プラスチック製品、その他の製造工業製品   |

## (2) 品目及び規格・銘柄の選定

品目等の選定は、各類に属する各資材のうち、次の基準により331品目を選定している。

- ① 建設工事における投入額に占めるウエイトが高いもの。
- ② 建設資材の価格動向を観察する上で重要な品目であること。
- ③ 同類の品目群の価格変動を代表できる品目であること。
- ④ 当会の価格調査品目であること。

また、採用品目の規格・銘柄は、次の基準により選定している。

- ① 出回りが多いもの。
- ② 価格が継続的に調査できるもの。
- ③ 可能な限り当会の調査対象都市に共通して調査しているもの。

なお、選定された品目及び規格・銘柄は部門別指数の各系列に共通して用いる。

## 3) 建設資材物価指数の算式

指数は、ラスパイレズ式(変形式)によって算出している。

$$I_{JKt} = \frac{\sum_i \frac{P_{iJKt}}{P_{iJK0}} \cdot W_{ik0}}{\sum W_{ik0}}$$

|                           |         |
|---------------------------|---------|
| I : 総合(又は類)指数             | i : 各品目 |
| P : 品目の価格                 | J : 各都市 |
| $P_{it}/P_{i0}$ : 品目別価格指数 | k : 各部門 |
| W : ウエイト(建設資材投入額)         | 0 : 基準時 |
|                           | t : 比較時 |

#### 4) 使用データ

##### (1) ウェイト

ウェイトは、下記によって作成しており、都市別指数に共通して用いられている。

###### ① 大分類・中分類のウェイト

「平成12年建設部門分析用産業連関表（国土交通省）」の「特別分類建設部門取引額表（購入者価格）」により、建設部門別（建設総合、建築部門、土木部門）に作成している。この際、

ア) 定義上、指数の範囲に含まれない項目は、産業連関表の基本分類等を参照して除外している。

イ) ウェイトが極めて小さい中分類は、他の同類の中分類に包括している。

###### ② 小分類のウェイト

「産業連関表」の「基本分類投入表（購入者価格）」をベースに作成した。定義外の項目及びウェイトの小さい項目は中分類の場合と同様に扱っている。

###### ③ 品目別のウェイト

各種統計資料による品目別生産額割合等を利用し、次の点に留意しながら小分類ウェイトを類内の品目に配分している。

ア) 可能な限り部門別に作成しているが、部門別にウェイトが得られない場合は、建設総合のウェイト構成比を各部門に準用している。

イ) 資料が得られないためウェイトを分割できない場合は、上位類のウェイトを各品目に均等に配分している。

###### ④ 規格・銘柄別のウェイト

官庁・業界資料等により比例的に分割できる場合は、その比によって品目のウェイトを分割し、できない場合は、品目のウェイトを均等に配分している。

##### (2) 価 格

資材価格データは、当調査会調査による建設資材価格（当調査会発行の月刊「建設物価」掲載価格）結果を用いている。調査の概要は、次のとおりである。

① 価格の性格：原則として大口需要者渡し価格（運賃込み）

② 調査対象：対象資材の取扱い量が多く、かつ信頼度の高い業者（メーカー、問屋、特約店など）

③ 調査の条件：原則として、現場持ち込み、現金決済、大口需要者を対象とした継続的な取引における最も一般的な取引数量による価格

④ 消費税：消費税を含まない価格

⑤ 価格の決定：調査対象都市の実勢価格のうちの最頻値

##### 5) 建設資材物価指数の作成地域

指数を作成している都市は、次の10都市である。

東京都区部、大阪市、名古屋市、福岡市、那覇市、広島市、高松市、新潟市、仙台市、札幌市

##### 6) 全国平均指数の作成

全国平均指数は、建設総合・建築部門・土木部門別（以下3部門別という）都市別指数に、ウェイトとして、国土交通省作成平成12年度地域別3部門別建設投資額（名目値）を札幌は北海道、仙台は東北等の10地域投資額に対応させ、加重平均した指数である。

##### 7) 基準時及び改定

指数の基準時及びウェイト時は、いずれも2000年（平成12年）である。今後は産業連関表の作成に合わせて5年ごとに更新する。

なお、基準時価格は、平成12年1～12月の単純算術平均である。

## 2. 大分類及び中分類別ウエイト表

(2000年・平成12年基準)

| 基本分類（大分類、中分類）      | 1万分比ウエイト |        |   |        |   |        |
|--------------------|----------|--------|---|--------|---|--------|
|                    | 総        | 合      | 建 | 築      | 土 | 木      |
| [総 合]              |          | 10,000 |   | 10,000 |   | 10,000 |
| [農 産 物]            |          | 94     |   | 30     |   | 178    |
| 農 産 物              |          | 94     |   | 30     |   | 178    |
| [鉱 産 物]            |          | 408    |   | 73     |   | 849    |
| 砂利・碎石              |          | 408    |   | 73     |   | 849    |
| [織 維 製 品]          |          | 79     |   | 116    |   | 31     |
| 畳・わら加工品            |          | 16     |   | 28     |   | 0      |
| 繊維工業製品             |          | 63     |   | 88     |   | 31     |
| [紙・木製品]            |          | 1,750  |   | 2,990  |   | 118    |
| 製 材                |          | 602    |   | 1,020  |   | 53     |
| 合 板                |          | 244    |   | 398    |   | 41     |
| 建設用木製品等            |          | 440    |   | 759    |   | 21     |
| 家具・建具・装備品          |          | 355    |   | 624    |   | 2      |
| 紙・紙加工品             |          | 108    |   | 190    |   | 1      |
| [化 学 製 品]          |          | 144    |   | 200    |   | 69     |
| 塗 料                |          | 105    |   | 171    |   | 17     |
| その他の化学製品           |          | 39     |   | 29     |   | 52     |
| [石油製品・舗装材料]        |          | 378    |   | 76     |   | 774    |
| 石 油 製 品            |          | 157    |   | 62     |   | 283    |
| 舗 装 材 料            |          | 221    |   | 14     |   | 492    |
| [窯業・土石製品]          |          | 2,442  |   | 1,728  |   | 3,382  |
| 耐 火 物              |          | 47     |   | 10     |   | 95     |
| 他の建設用土石製品          |          | 121    |   | 176    |   | 47     |
| ガラス・ガラス製品          |          | 76     |   | 130    |   | 4      |
| 陶 磁 器              |          | 141    |   | 232    |   | 20     |
| セ メ ン ト            |          | 54     |   | 29     |   | 87     |
| 生コンクリート            |          | 961    |   | 588    |   | 1,452  |
| セメント製品             |          | 881    |   | 413    |   | 1,497  |
| その他の窯業・土石製品        |          | 162    |   | 149    |   | 179    |
| [鉄 鋼]              |          | 600    |   | 480    |   | 758    |
| 熱間圧延鋼材             |          | 333    |   | 308    |   | 366    |
| 鋼 管                |          | 117    |   | 102    |   | 136    |
| 冷間・メッキ鋼材           |          | 74     |   | 53     |   | 102    |
| 鋳鍛造品・他の鉄鋼製品        |          | 76     |   | 17     |   | 154    |
| [非 鉄 金 属]          |          | 249    |   | 139    |   | 393    |
| 電線・ケーブル・光ファイバークーブル |          | 222    |   | 113    |   | 366    |
| その他の非鉄金属           |          | 27     |   | 26     |   | 28     |
| [金 属 製 品]          |          | 2,778  |   | 3,225  |   | 2,189  |
| 建設用金属製品            |          | 1,248  |   | 890    |   | 1,719  |
| 建築用金属製品            |          | 1,006  |   | 1,652  |   | 155    |
| ガス・石油・暖厨房装置        |          | 202    |   | 336    |   | 25     |
| その他の金属製品           |          | 322    |   | 347    |   | 290    |
| [一 般 機 械]          |          | 193    |   | 218    |   | 162    |
| 一 般 機 械            |          | 193    |   | 218    |   | 162    |
| [電 気 機 械]          |          | 293    |   | 352    |   | 217    |
| 重 電 機 器            |          | 47     |   | 30     |   | 69     |
| その他の電気機械           |          | 247    |   | 322    |   | 148    |
| [他の製造工業製品]         |          | 592    |   | 373    |   | 880    |
| プラスチック製品           |          | 402    |   | 302    |   | 533    |
| その他の製造工業製品         |          | 190    |   | 71     |   | 347    |

(注) ウエイトは四捨五入しているため、計と一致しない。

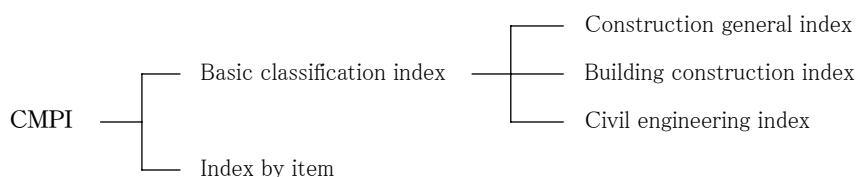
## II. Method of calculating CMPI

### 1. Method of calculating CMPI

#### 1) Kind of CMPI

The CMPI consists of the following indexes.

(1) This index is calculated to measure the price movement of the construction materials used for the construction work throughout country in time series (monthly). The index of major 10 cities including Tokyo are calculated by items using fixed weights.

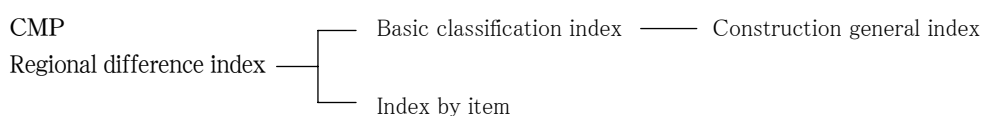


The construction general index is totaled each material price index by the material price weight (purchaser's prices) of the construction materials used for the building construction and civil engineering and shows the movement of the material prices in the whole construction works. The building construction index is calculated by the material price weight used for the building construction, and the civil engineering index is calculated by the material price weight used for the civil engineering. Each of them indicates the movement of material price in the building construction and the civil engineering.

The index by item is calculated for each item.

#### (2) Regional difference index

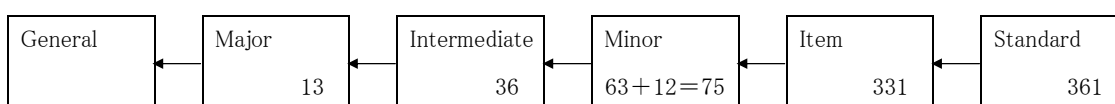
The indexes are compiled for major 10 cities taking Tokyo as the base for comparison (=100). The yearly average index is calculated as the weighted arithmetic mean with fixed base (Laspeyres' formula).



#### 2) Material classification of index

The material classification of index is the basic classification in accordance with the sector classification of the Input Output Tables. The basic classification is considered a special classification of input sector by the "Input Output Tables for Construction Sector Analysis" (Ministry of Land, Infrastructure and Transport) as an intermediate classification, and the aggregated classification and basic classification of the Input Output Tables are combined with the intermediate classification.

The composition flowchart is as follows:



| (Major classification)                        | (Intermediate classification)   |
|---|---|
| 1 Agricultural products .....                 | Agricultural products (seeds & plants, flower plants, etc.)   |
| 2 Mineral products .....                      | Gravel & crushed stone  |
| 3 Textile products .....                      | Tatami & process straw products, textile industry products  |
| 4 Paper & wood products .....                 | Lumber, plywood, construction wooden products, furniture & fixtures & equipment, paper & process paper products   |
| 5 Chemical products .....                     | Paints, other chemical products   |
| 6 Petroleum products & paving materials ..... | Petroleum products, paving materials  |
| 7 Ceramics, stone & clay products .....       | Fireproof products, other stone & clay products, glass & related products, ceramic ware, cement, Ready mixed concrete, cement products, other ceramics, other stone & clay products |
| 8 Iron & steel .....                          | Hot rolled steel, steel pipes, cold rolled steel & coated steel, casting products and other iron & steel products   |
| 9 Non-ferrous metals .....                    | Electric wires, cables & optical fiber cable, other non-ferrous metals  |
| 10 Metal products .....                       | Constructing metal products, building metal products, gas & oil heating appliances, other metal products  |
| 11 General machinery .....                    | General machinery (boiler, air-conditioning, etc.)  |
| 12 Electric machinery .....                   | Heavy electric equipment, other electric machinery  |
| 13 Other industrial products .....            | Plastic products, other manufacturing products  |

(2) Selection of items, standards, and specification

In each construction material belong to each classification, 331 items are selected by the following criteria.

- ① Items having high values in input amount on the construction work
- ② Important items on the observation of the price movement of the construction materials
- ③ Representative items shown the remarkable price movement of item groups in the same classification
- ④ Price survey items surveyed by the Construction Research Institute

The standards and specification of selected items are done by the following criteria.

- ① Ample supplies
- ② Prices surveyed continually
- ③ Surveyed in common among 10 cities surveyed by the Construction Research Institute

Selected items, standards, and specification are used in common with each series of index by sector.

### 3) CMPI formula

The index is calculated as the weighted arithmetic mean with fixed base (Laspeyres' formula).

$$I_{JKt} = \frac{\sum_i \frac{P_{IJKt}}{P_{IJK0}} \cdot W_{ik0}}{\sum W_{ik0}}$$

|                   |   |
|-------------------|---|
| I :               | General (or classification) index               |
| P :               | Price of item                                   |
| $P_{it}/P_{i0}$ : | Price index by item                             |
| W :               | Weight (input amount of construction materials) |
| i :               | Each item                                       |
| J :               | Each city                                       |
| k :               | Each sector                                     |
| O :               | Base period                                     |
| t :               | Comparison period                               |

### 4) Data

#### (1) Weights

The weights are calculated as the following and are used in common for the indexes by cities.

#### ① The weights of Major and Intermediate classification

By the "Table on Transactions Consumption Sector of the Special Classification (purchaser's prices)" of the "2000 Input Output Tables for the Construction Sector Analysis" (Ministry of Land, Infrastructure and Transport), the weights are calculated by the construction sectors such as the construction general, building construction, and civil engineering.

- a) The items not included in the coverage of index are excluded referring the basic classification of the Input Output Tables.
- b) The intermediate classification having a very small weight is included to a same sort of this classification.

#### ② The weights of the minor classification

The weights are calculated as a base of the Basic Sector Input Table (purchaser's prices) of the Input Output Tables. The items not defined and having a small weight are included to a same sort of this classification.

#### ③ The weights by items

Using the percentage of the product amounts by items of the Input Output Tables and various statistics, the weight of the minor classification are distributed to the items in the same sort of classification in consideration of the following points.



- a) The weights are calculated by the sector within the limit of the possible, however, in case of not by the sector, the percentage of the composition weights of the construction general are applied to each sector.
- b) In case the weights are not divided by a reason of not obtaining the statistics, a high-ranking weight are distributed equally to each item.

④ The weights by standards and specification

In case the weights are divided proportionally by the statistics compiled by government and industries concerned, the weights of items are divided by the percentage. In case of not, the weights of items are distributed equally.

(2) Prices

The material price data use the results of the construction material prices surveyed by the Construction Research Institute (reported on the Monthly Construction Price).

The outline of the survey is the following.

- ① Characteristics: Delivery price to large users (including freight)
- ② Coverage: Reliable trades such as makers, wholesales, special agents dealing in large quantities of materials
- ③ Condition: Prices by general transaction quantities in the continuous transaction for construction field deliveries, cash accounts, and large users
- ④ Consumption: Prices exclude the consumption tax
- ⑤ Decision of price: Most frequent figures in market price in surveyed cities

5) Scope of CMPI

The indexes are compiled for 10 cities of Tokyo, Osaka, Nagoya, Fukuoka, Naha, Hiroshima, Takamatsu, Niigata, Sendai and Sapporo

6) Japan average index

The national Japan average is the weighted average index calculated from the indexes by construction general, building construction and civil engineering sectors (three sectors) by corresponding the regional construction investment amounts in 2000 (nominal values) compiled by the Ministry of Land, Infrastructure and Transport as weights to the 10 regional construction investment amounts by three sectors and cities in such manner that Sapporo covers such amount in Hokkaido, and Sendai does in Tohoku, so on.

7) Base period and revision

The base period of the index and the weight is the calendar year 2000, and will be revised every five years in accordance with the compiling the Input Output Tables in the future.

The base period price is the arithmetic mean of 2000 (January–December).

## 2. Table of CMPI Weights by Major and intermediate classification

(Base period:2000)

| Basic classification<br>(Major and intermediate) | Weight (per 10,000) |                       |                   |
|--|---------------------|-----------------------|-------------------|
|  | General             | Building Construction | Civil engineering |
| General  | 10,000              | 10,000                | 10,000            |
| Agricultural products                            | 94                  | 30                    | 178               |
| Agricultural products                            | 94                  | 30                    | 178               |
| Mineral products                                 | 408                 | 73                    | 849               |
| Gravel & crushed stone                           | 408                 | 73                    | 849               |
| Textile products                                 | 79                  | 116                   | 31                |
| Tatami & process straw products                  | 16                  | 28                    | 0                 |
| Textile industry products                        | 63                  | 88                    | 31                |
| Paper & wood products                            | 1,750               | 2,990                 | 118               |
| Lumber   | 602                 | 1,020                 | 53                |
| Plywood  | 244                 | 398                   | 41                |
| Construction wooden products                     | 440                 | 759                   | 21                |
| Furniture & fixtures & equipment                 | 355                 | 624                   | 2                 |
| Paper & process paper products                   | 108                 | 190                   | 1                 |
| Chemical products                                | 144                 | 200                   | 69                |
| Paints   | 105                 | 171                   | 17                |
| Other chemical products                          | 39                  | 29                    | 52                |
| Petroleum products & paving materials            | 378                 | 76                    | 774               |
| Petroleum products                               | 157                 | 62                    | 283               |
| Paving materials                                 | 221                 | 14                    | 492               |
| Ceramics,stone & clay products                   | 2,442               | 1,728                 | 3,382             |
| Fireproof products                               | 47                  | 10                    | 95                |
| Other stone & clay products                      | 121                 | 176                   | 47                |
| Glass & related products                         | 76                  | 130                   | 4                 |
| Ceramic ware                                     | 141                 | 232                   | 20                |
| Cement   | 54                  | 29                    | 87                |
| Ready mixed concrete                             | 961                 | 588                   | 1,452             |
| Cement products                                  | 881                 | 413                   | 1,497             |
| Other ceramics, other stone & clay products      | 162                 | 149                   | 179               |
| Iron & steel                                     | 600                 | 480                   | 758               |
| Hot rolled steel                                 | 333                 | 308                   | 366               |
| Steel pipes                                      | 117                 | 102                   | 136               |
| Cold rolled steel & coated steel                 | 74                  | 53                    | 102               |
| Casting products and other iron & steel products | 76                  | 17                    | 154               |
| Non-ferrous metals                               | 249                 | 139                   | 393               |
| Electric wires & cables                          | 222                 | 113                   | 366               |
| Other non-ferrous metals                         | 27                  | 26                    | 28                |
| Metal products                                   | 2,778               | 3,225                 | 2,189             |
| Constructing metal products                      | 1,248               | 890                   | 1,719             |
| Building metal products                          | 1,006               | 1,652                 | 155               |
| Gas & oil heating appliances                     | 202                 | 336                   | 25                |
| Other metal products                             | 322                 | 347                   | 290               |
| General machinery                                | 193                 | 218                   | 162               |
| General machinery                                | 193                 | 218                   | 162               |
| Electric machinery                               | 293                 | 352                   | 217               |
| Heavy electric equipment                         | 47                  | 30                    | 69                |
| Other electric machinery                         | 247                 | 322                   | 148               |
| Other industrial products                        | 592                 | 373                   | 880               |
| Plastic products                                 | 402                 | 302                   | 533               |
| Other manufacturing products                     | 190                 | 71                    | 347               |

Note : Figures do not add to totals because figures have been rounded to the nearest final digit.

### Ⅲ. 建設機械・仮設資材賃貸料金指数の作成方法

#### 1. 指数の性格

本指数は、「建設資材物価指数」が建設工事に直接使用される「モノ」資材に限定して作成されているのに対し、建設工事の現場で提供される、建設機械・仮設資材の賃貸料金を指数化したものである。


#### 2. 指数の作成方法

##### 1) 指数の種類

指数には、時系列指数と都市間格差指数があり、次のような構成となっている。

##### (1) 時系列指数

時系列指数は、月別に東京都区部以下10都市について、固定ウェイトにより大分類別に算出している。



##### (2) 都市間格差指数

東京都区部=100として主要10都市間の料金格差を表す指数である。全国ウェイトによるラスパイレズ式により年1回、年平均指数として算出している。

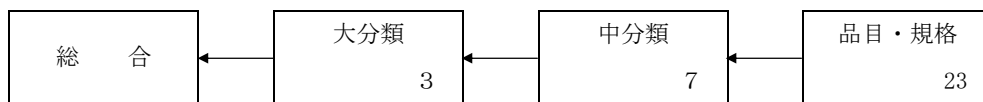
#### 建設機械・仮設資材賃貸料金

都市間格差指数 ————— 建設機械・仮設資材賃貸料金格差指数

##### 2) 指数の分類

##### (1) 指数分類

指数の分類は、国土交通省が実施している「建設関連業の動態調査（建設機械器具リース業等）」に準拠している。すなわち、建設機械と主に土木工事に使用される重仮設材、主に建築工事に使用される軽仮設材を大分類とする、以下のような構成となっている。



##### (2) 品目及び規格・銘柄の選定

品目等の選定は、各類に属する各種資材のうち重要度が高く、かつ価格の変動が類を代表できる1品目1規格の23品目とした。

### 3) 指数の計算式

指数の計算は「基準時金額加重算術平均法（ラスパイレズ型）」によって算出している。

### 4) 使用データ

#### (1) ウェイト

ウェイトは、下記によって作成しており、都市別指数に共通して用いられている。

##### ①大分類のウェイト

国土交通省が実施している「建設関連業の動態調査(建設機械器具リース業等)」の2000年(平成12年)3部門別(建設機械リース業、重仮設リース業、軽仮設リース業)賃貸売上高をウェイトとしている。

| 大分類      | ウェイト<br>(1万分比) |
|----------|----------------|
| 建設機械リース業 | 5,735          |
| 重仮設リース業  | 2,118          |
| 軽仮設リース業  | 2,147          |
| 合 計      | 10,000         |

##### ②中分類及び品目ウェイト

品目別年間稼働量から推計した品目別賃貸売上高をウェイトとしている。

#### (2) 価 格

価格データは、当調査会調査による建設機械賃貸料金、仮設機材賃貸料金(月刊「建設物価」掲載価格)を用いている(消費税を含まない価格である)。

### 5) 指数作成地域

指数を作成している都市は、次の10都市である。

東京都区部、大阪、名古屋、福岡、那覇、広島、高松、新潟、仙台、札幌

### 6) 基準時

指数の基準時及びウェイト時は、いずれも2000年(平成12年)である。なお、基準時価格は、2000年1月～12月の単純平均である。

### 3. 指数体系及びウエイト（一万分比）

| 大分類                | 中分類                 | 品 目                    |         |
|--------------------|---------------------|------------------------|---------|
| 1. 建設機械<br>(5,735) | 1. 土工機械<br>(3,188)  | 1. ブルドーザ               | (93)    |
|                    |                     | 2. トラクタショベル（車輪式）       | (110)   |
|                    |                     | 3. トラクタショベル（履帯式）       | (75)    |
|                    |                     | 4. ショベル系掘削機（油圧式）       | (2,910) |
|                    | 2. 運搬機械<br>(697)    | 1. クレーン（クレーン付きトラックを含む） | (454)   |
|                    |                     | 2. 不整地運搬車              | (205)   |
|                    |                     | 3. フォークリフト             | (38)    |
|                    | 3. 基礎工事用機械<br>(6)   | 1. 振動パイルドライバ           | (6)     |
|                    | 4. 整地・転圧機械<br>(188) | 1. モータグレーダ             | (21)    |
|                    |                     | 2. ローラ（搭乗式）            | (167)   |
|                    | 5. その他<br>(1,656)   | 1. 高所作業車（自走式）          | (1,039) |
|                    |                     | 2. 大型発動発電機（15kw以上）     | (460)   |
|                    |                     | 3. 大型コンプレッサ（15kw以上）    | (157)   |
| 2. 重仮設材<br>(2,118) | 1. 重仮設材<br>(2,118)  | 1. 鋼 矢 板               | (777)   |
|                    |                     | 2. H 形 鋼               | (315)   |
|                    |                     | 3. 鋼 製 山 留             | (561)   |
|                    |                     | 4. 覆 工 板               | (465)   |
| 3. 軽仮設材<br>(2,147) | 2. 軽仮設材<br>(2,147)  | 1. 枠 組 足 場             | (608)   |
|                    |                     | 2. 鋼 製 型 枠             | (32)    |
|                    |                     | 3. 丸 角 部 材             | (712)   |
|                    |                     | 4. 長 尺 足 場 材           | (206)   |
|                    |                     | 5. 支 保 工 部 材           | (549)   |
|                    |                     | 6. 養 生 部 材             | (39)    |

（注）ウエイトは四捨五入しているため、上位類のウエイトと必ずしも一致しない。

### III. Method of calculating the construction machinery • temporary work material lease charge index

#### 1. Characteristics of index

This index is calculated for the purpose of indicating the lease charges of construction machinery • temporary work materials to be furnished at the construction work site, while the “Construction material price index” is calculated with its coverage limited only to the “tangible” materials to be directly used for the construction work.

#### 2. Calculating method of index

##### 1) Kinds of indexes

There are two kinds of indexes, i.e., time-series index and regional difference index, as is given below:

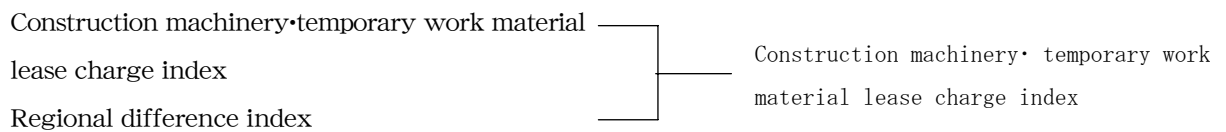
##### (1) Time-series index

The time-series index is calculated for major 10 cities including Tokyo monthly by major groups using the fixed weights.



##### (2) Regional difference index

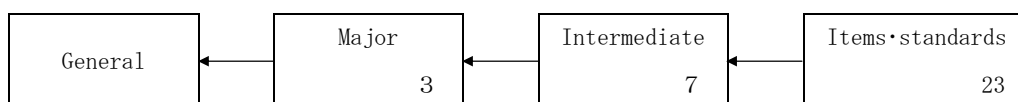
The regional difference index is to show the difference in charges between major 10 cities with Tokyo taken up as the base for comparison(=100). This index is calculated once a year as the weighted arithmetic mean with the fixed base (Laspeyres’ formula).



##### 2) Classification of indexes

##### (1) Classification

The classification of indexes is in accordance with the “Dynamic Statistical Survey of Construction-related Industry (construction machinery•appliances leasing service, etc.)” made by the Ministry of Land, Infrastructure and Transport. Namely, the construction machinery and heavy temporary work materials used for civil works, and light temporary work materials used mainly for building works are considered as major classification. The composition flowchart is as given below:



(2) Selection of items, standards and specification

For the selection of items, etc., 1 item/1 standard having a high degree of importance among various materials belonging to respective item groups and capable of showing the representative price movement of such item groups, i. e., 23 items in total were selected.

3) Calculation formula for indexes

The indexes are calculated as the “weighted arithmetic mean of values at the base period” (Laspeyres’ formula).

4) Data used

(1) Weights

The weights are calculated as given below and are used commonly for the indexes by cities.

① weights of major classification

These weights are based on the leasing sales by three sectors (construction machinery leasing service, heavy temporary work materials leasing service and light temporary work materials leasing service) in 2000 of the “Dynamic Statistical Survey of Construction-related Industry (construction machinery/appliances leasing service, etc.)” made by the Ministry of Land, Infrastructure and Transport.

| Major classification                           | Weight<br>(ratio in 1/10,000) |
|--|-------------------------------|
| Construction machinery leasing service         | 5,735                         |
| Heavy temporary work materials leasing service | 2,118                         |
| Light temporary work materials leasing service | 2,147                         |
| Total  | 10,000                        |

② Weights of intermediated and by items

These weights are based on the leasing sales by items estimated from the annual operation rate by items.

(2) Prices

For the price data, the construction machinery and temporary work material lease charges surveyed by the Construction Research Institute (prices reported on the “Monthly Construction Price” ) are used (The prices include no consumption tax.) .

5) Scope of indexes

The indexes are compiled for the following 10 cities:

Tokyo, Osaka, Nagoya, Fukuoka, Naha, Hiroshima, Takamatsu, Niigata, Sendai and Sapporo.

6) Base period

The base period of index and weight is the calendar year of 2000. The base period price is the simple arithmetic mean of January to December in 2000.

3. System and weights of index (ratio in 1/10,000)

| Major classification                         | Intermediate classification                  | Item   |                     |
|--|--|--|---------------------|
| 1. Construction machinery<br>(5,735)         | 1. Earth-moving machine<br>(3,188)           | 1. Bulldozer                                 | (93)                |
|  |  | 2. Tractor shovel (Wheel-type)               | (110)               |
|  |  | 3. Tractor shovel (Crawler-type)             | (75)                |
|  |  | 4. Shovel type excavator (Hydraulic type)    | (2,910)             |
|  | 2. Materials handling machine<br>(697)       | 1. Crane (including truck with crane)        | (454)               |
|  |  | 2. Rough terrain hauler                      | (205)               |
|  |  | 3. Fork lift                                 | (38)                |
|  | 3. Foundation work equipment<br>(6)          | 1. Vibratory pile driver                     | (6)                 |
|  | 4. Land grading /rolling machine<br>(188)    | 1. Motorized grader                          | (21)                |
|  |  | 2. Roller (boarding type)                    | (167)               |
|  | 5. Others<br>(1,656)                         | 1. Vehicle for high lift work (mobile type)  | (1,039)             |
|  |  | 2. Large generator-motor (15kW or more)      | (460)               |
|  |  | 3. Large compressor (15kW or more)           | (157)               |
|  | 2. Heavy temporary work materials<br>(2,118) | 1. Heavy temporary work materials<br>(2,118) | 1. Steel sheet-pile |
| 2. H steel                                   |  |  | (315)               |
| 3. Steel sheathing                           |  |  | (561)               |
| 4. Lining                                    |  |  | (465)               |
| 3. Light temporary work materials<br>(2,147) | 2. Light temporary work materials<br>(2,147) | 1. Framed scaffolding                        | (608)               |
|  |  | 2. Steel form                                | (32)                |
|  |  | 3. Round and square members                  | (712)               |
|  |  | 4. Long scaffolding members                  | (206)               |
|  |  | 5. Timbering members                         | (549)               |
|  |  | 6. Protective members                        | (39)                |

(Note) Since the weights are rounded to the nearest whole number, they are not always coincident with the weights of upper class groups.



(財) 建設物価調査会 本部・事務所・支部

本部 ☎103-0011 東京都中央区日本橋大伝馬町11番8号 (フジスタービル日本橋)  
☎ (03)3663-7235(直通) [FAX] (03)3663-0966

|       |                   |                    |           |                                     |
|-------|-------------------|--------------------|-----------|-------------------------------------|
| 大阪事務所 | ☎(06)6399-2451(代) | [FAX](06)6399-2450 | ☎532-0003 | 大阪市淀川区宮原3丁目5番24号<br>(新大阪第一生命ビル)     |
| 北海道支部 | ☎(011)271-3721(代) | [FAX](011)221-0369 | ☎060-0001 | 札幌市中央区北一条西4丁目2番地2<br>(札幌ノースプラザ)     |
| 東北支部  | ☎(022)223-5101(代) | [FAX](022)264-8903 | ☎980-0811 | 仙台市青葉区一番町4丁目6番1号<br>(仙台第一生命タワービル)   |
| 北陸支部  | ☎(025)243-2891(代) | [FAX](025)243-2290 | ☎950-0082 | 新潟市中央区東万代町1番30号<br>(新潟第一生命戸田建設共同ビル) |
| 中部支部  | ☎(052)955-5261(代) | [FAX](052)955-5264 | ☎460-0003 | 名古屋市中区錦3丁目4番6号<br>(桜通大津第一生命ビル)      |
| 中国支部  | ☎(082)227-2711(代) | [FAX](082)223-0632 | ☎730-0016 | 広島市中区幟町13番11号<br>(明治安田生命広島幟町ビル)     |
| 四国支部  | ☎(087)851-1233(代) | [FAX](087)822-4436 | ☎760-0023 | 高松市寿町2丁目1番1号 (高松第一生命ビル)             |
| 九州支部  | ☎(092)481-0951(代) | [FAX](092)451-1064 | ☎812-0011 | 福岡市博多区博多駅前1丁目15番20号<br>(アクサ福岡ビル)    |
| 沖縄支部  | ☎(098)863-8826(代) | [FAX](098)861-2447 | ☎900-0015 | 那覇市久茂地3丁目1番1号 (日本生命那覇ビル)            |

■本誌の内容、数字等についてのお問い合わせは、下記へお願いします。

経済研究部 03-3663-7235(直通)

■禁無断転載

**建設物価指数月報**  
Monthly Report  
on Construction Price Index  
平成20年8月号 (第302号)  
平成20年8月10日 発行

発行所 ©財団法人 建設物価調査会  
〒103-0011 東京都中央区日本橋大伝馬町11番8号  
フジスタービル日本橋

建設物価ホームページアドレス  
<http://www.kensetu-bukka.or.jp>

建設総合サイト「建設Navi」  
<http://www.kensetu-navi.com/>

お願い：所在地、社名（部課名）等、送本先に変更がある場合は、誤送、不着防止のため至急お知らせください。

経済研究部 FAX：03-3663-0966  
Email：econ@kensetu-bukka.or.jp

契約価格をベースとした全国版建築プライス情報

# JBCI 2007

A4判 553ページ 定価 4,200円 (税込み)

21,900件以上のデータによるインターネット版「JBCI2007」無料利用登録カード付き

## 建築費の相場（プライス）をご存じですか？

JBCI2007は、設計グレードや施工条件、さらには市場経済等の影響を受けた建築契約価格の傾向を示すプライス情報です。

### 「JBCI」の内容

「JBCI」は幅広い分野の方々のご協力による共有データベースとして発展・活用されています。2000年から蓄積されたデータは、約21,900件を超える膨大なものですが、「JBCI2007」では、直近3年間の約5050件のデータを掲載しています。

本誌をお持ちの方は、[建設NAVI](<http://jbcj.kensetu-navi.com/>)にて「JBCI」の電子データを活用した“工事費シュミレーション機能”などの様々なサービスも利用することができます。

### 「JBCI」の主な使い方

- ☆ 発注者の方は、予算やターゲットコスト、予定価格、見積金額等の客観的評価に！
- ☆ 設計者の方は、設計に対応した躯体や仕上、設備等の費用のチェックに！
- ☆ 施工者の方は、見積書の総額や科目金額の客観的チェックに！
- ☆ 不動産鑑定士や金融機関の方は、再調達原価の評価に！

【発行】財団法人 建設物価調査会 【書籍購入のお申し込み】(株) 建設物価サービス

TEL 03-3663-8761

FAX 03-3663-1397

## JBCI2008 調査協力者募集について

財団法人 建設物価調査会 総合研究所では、公益事業の一環として建築工事費の価格形成メカニズムに関する研究を実施しております。その成果はJBCIとして、[建設NAVI](<http://jbcj.kensetu-navi.com/>)に掲載しており、建築工事費の客観的評価情報として高い評価をいただいております。

JBCIの研究は今年度も継続して調査を行います。つきましては、調査協力が可能な方は、ぜひ下記連絡先までお知らせくださるようお願い申し上げます。

1. 調査対象工事：非木造新築工事
2. 調査対象者：発注者、設計者、施工者等、工事契約に関わる方々

調査協力者には報告書として下記のことを贈呈いたします。

- ・ [JBCI2008](平成20年度発行)の書籍
- ・ 調査記入データの価格水準が確認できる「チェックシート」
- ・ 「JBCIインターネット版」の調査協力者ID

財団法人 建設物価調査会 総合研究所 技術研究部 技術研究課 担当 丸木、橋本

〒103-0011 東京都中央区日本橋大伝馬町11番9号フジスタービル日本橋

電話(03)3663-2130(代) FAX(03)3663-0966

# 建設統計情報のご利用案内

## ■建築着工統計データファイル CD-ROM版

昭和63年4月分からの月次表、暦年表および年度表の提供／提供価格 3,045円(税込)

国土交通省の「建築着工統計」「住宅着工統計」(指定統計第32号)の集計結果を、見やすく、使いやすく、詳細にCD-ROMに収録して提供します。

1枚のCD-ROMに「エクセル版」、「CSV」及び「固定長」形式ファイルをフォルダで区分していますので、利用の幅が格段に広がります。

(但し、昭和63年及び平成元年の暦年表はありません)

建築着工統計データファイルCD-ROM版のお申し込みはこちらまで

財団法人建設物価調査会 情報事業部 TEL 03-3663-5771

## ■定期刊行物・建設主要統計ほか ☆の図書はCD-ROM付です。

|                   |                            |  |  |
|-------------------|----------------------------|--|--|
| 月刊                | 建設統計月報／監修                  | 国土交通省総合政策局<br>情報管理部情報安全・調査課建設統計室           | ●毎月10日発行／B5判 約220ページ<br>定価1,380円(税込・干別)年間購読料14,340円(税込・送料サービス) |
| 月刊                | 住宅着工統計／監修                  | 国土交通省総合政策局情報管理部<br>情報安全・調査課建設統計室/住宅局 住宅政策課 | ●毎月1日発行／B5判 約190ページ<br>定価1,730円(税込・干別)年間購読料17,160円(税込・送料サービス)  |
| 20年版              | 建設統計要覧／                    | 国土交通省総合政策局情報管理部情報安全・調査課建設統計室 監修            | A 5判 約380ページ定価 2,940円(税込・送料別途)                                 |
| ☆19年度版            | 建築統計年報／<br>CD-ROM付         | 国土交通省総合政策局情報管理部情報安全・調査課建設統計室 監修            | B 5判 約1,250ページ定価 8,820円(税込・送料別途)                               |
| ☆17年度             | 建設工事施工統計調査報告／<br>CD-ROM付   | 国土交通省総合政策局情報管理部情報安全・調査課建設統計室 監修            | A 4判 約340ページ定価 4,935円(税込・送料別途)                                 |
| ☆18年度             | 建設工事受注動態統計調査報告／<br>CD-ROM付 | 国土交通省総合政策局情報管理部情報安全・調査課建設統計室 監修            | A 4判 約450ページ定価 6,720円(税込・送料別途)                                 |
| ☆平成8年度～<br>平成12年度 | 建設工事受注統計総覧／<br>CD-ROM付     | 国土交通省総合政策局情報管理部建設調査統計課 監修                  | B 5判 約250ページ定価 4,200円(税込・送料別途)                                 |
| ☆12年度             | 建設部門分析用産業連関表／<br>CD-ROM付   | 国土交通省総合政策局情報管理部建設調査統計課 監修                  | A 4判 約500ページ定価 7,350円(税込・送料別途)                                 |
|                   | 建設活動50年史と建設統計ガイド／          | 建設統計研究会 編集                                 | A 5判 約340ページ定価 2,940円(税込・送料別途)                                 |

## ■建設経済統計研究会会員制度〈会員募集中〉

**目的** 建設関係の公的な統計資料を中心に建設経済の総合的な調査研究を行い、建設産業経済や建設産業の発展に寄与することを目的とする。

**会員の構成** 本会は、官公庁、大学、経済研究機関、団体をはじめ、建設、化学、商業、金融証券、不動産、電気、ガス、サービス業など、主な法人、個人を対象に、本事業の趣旨に賛同される会員をもって構成する。

**会費** 年額 1口 58,800円(中途脱会されても年会費の払い戻しはいたしません。)

**会員の特典** ◎講演会・セミナーの無料参加 ◎データの利用 ●建設統計関係資料の利用及び閲覧

◎建設経済統計に関する調査研究(レファレンスサービス)

◎各種資料の無料配布

●月刊定期刊行物 建設統計月報／月刊住宅着工統計／建設物価指数月報

●毎月の速報等 建設工事受注動態統計調査報告／建築着工統計調査報告

●四半期毎刊行物 民間企業設備投資動向調査報告／建設経済季報

●年刊報告書等 建設工事受注動態統計調査報告(CD-ROM付)／建設工事施工統計調

査報告(CD-ROM付)／建築統計年報(CD-ROM付)／建設統計要覧

●5年毎刊行物 建設部門分析用産業連関表(CD-ROM付)／建設工事受注統計総覧(CD-ROM付)

●その他 建設経済に関する各種の分析資料

発行

財団法人 建設物価調査会

書籍購入のお申し込み

(株)建設物価サービス

TEL 03-3663-8761 TEL 03-3663-1397



財団法人  
建設物価調査会

インターネット時代の新しい価格情報サービス。

本格導入  
続々決定

  
**Web建設物価**

<http://www.web-kensetu-bukka.com/>

今すぐアクセス!

当会サイト「建設Navi」及び  
公式HPからも、すぐにアクセスできます。