

# 建設物価指数月報

*Monthly Report on Construction Price Index*

建築費指数  
Building Construction Cost Index

建設資材物価指数  
Construction Material Price Index

建設機械・仮設資材  
賃貸料金指数  
Construction machinery · Temporary  
work material lease charge index



4

No.394  
*Apr. 2016*

# 目 次 Contents

|                                                           |                                                                                                                                                                | ページ Page  |
|-----------------------------------------------------------|----------------------------------------------------------------------------------------------------------------------------------------------------------------|-----------|
| <b>第 1 部 建築費指数</b>                                        | <b>Building Construction Cost Index</b>                                                                                                                        | <b>3</b>  |
| I. 今月の動向                                                  | Trends .....                                                                                                                                                   | 4         |
| 1. 建築費指数                                                  | Building Construction Cost Index(BCCI).....                                                                                                                    | 4         |
| 2. 関連指標の動向                                                | Trends of related data .....                                                                                                                                   | 6         |
| (1) 建築着工の動向                                               | Trends of Building Construction Started .....                                                                                                                  | 6         |
| (2) 他の物価指数との比較                                            | Comparison with other price indexes .....                                                                                                                      | 7         |
| II. 建築費指数の利用の手引き                                          | Guide to the BCCI .....                                                                                                                                        | 8         |
| 1. 建築費指数の性格                                               | Characteristics of the BCCI .....                                                                                                                              | 8         |
| 2. 作成方法の概略                                                | Outline of the index .....                                                                                                                                     | 8         |
| 3. 作成建物の種類                                                | Building type .....                                                                                                                                            | 10        |
| III. 建築費指数統計表                                             | Statistical tables .....                                                                                                                                       | 12        |
| 1. 統計表の見方                                                 | Notes on the statistical tables .....                                                                                                                          | 12        |
| 2. 標準指数                                                   | Standard index .....                                                                                                                                           | 13        |
| 3. 構造別平均指数                                                | Average index by structural frame .....                                                                                                                        | 18        |
| 4. モデル指数                                                  | Model index .....                                                                                                                                              | 19        |
| 5. 都市別指数                                                  | Index by cities .....                                                                                                                                          | 24        |
| 6. 都市間格差指数                                                | Regional difference index .....                                                                                                                                | 35        |
| 7. 主要細目価格指数                                               | Price index(major detailed items) .....                                                                                                                        | 39        |
| 8. 主要細目寄与度                                                | Contribution to Annual and Monthly changes<br>(major detailed items) .....                                                                                     | 40        |
| 9. (参考指数)連鎖方式による建築費指数                                     | Building Construction Cost Index using chain-weighted<br>Index Formula .....                                                                                   | 41        |
| <b>第 2 部 建設資材物価指数</b>                                     | <b>Construction Material Price Index</b>                                                                                                                       | <b>43</b> |
| I. 今月の動向                                                  | Trends .....                                                                                                                                                   | 44        |
| 1. 建設資材物価指数                                               | Construction Material Price Index(CMPI) .....                                                                                                                  | 44        |
| 2. 大分類別指数                                                 | Index by major classification .....                                                                                                                            | 44        |
| 3. 主要品目別指数                                                | Index by major items .....                                                                                                                                     | 47        |
| 4. 主要建設資材の動向                                              | Trends of major construction materials .....                                                                                                                   | 48        |
| II. 建設資材物価指数の利用の手引き                                       | Guide to the CMPI .....                                                                                                                                        | 49        |
| 1. 建設資材物価指数の性格                                            | Characteristics of the CMPI .....                                                                                                                              | 49        |
| 2. 作成方法の概略                                                | Outline of the index .....                                                                                                                                     | 49        |
| III. 建設資材物価指数統計表                                          | Statistical tables .....                                                                                                                                       | 54        |
| 1. 都市別・部門別指数                                              | Index by cities and sectors .....                                                                                                                              | 54        |
| 2. 建設総合中分類別指数<br>(東京・大阪・名古屋・福岡・<br>那覇・広島・高松・新潟・<br>仙台・札幌) | Construction general index by intermediate<br>classification<br>(Tokyo, Osaka, Nagoya, Fukuoka, Naha,<br>Hiroshima, Takamatsu, Niigata, Sendai, Sapporo) ..... | 58        |
| 3. 主要品目別指数 (東京)                                           | Index by item (Tokyo) .....                                                                                                                                    | 88        |
| 4. 都市間格差指数                                                | Regional difference index .....                                                                                                                                | 89        |

|            |                             |                                                                                                 |            |
|------------|-----------------------------|-------------------------------------------------------------------------------------------------|------------|
| <b>第3部</b> | <b>建設機械・仮設資材<br/>賃貸料金指数</b> | <b>Construction machinery・Temporary work<br/>material lease charge index</b>                    | <b>91</b>  |
| I.         | 建設機械・仮設資材賃貸料金<br>指数         | Construction machinery・Temporary work material<br>lease charge index                            | 92         |
| II.        | 都市間格差指数                     | Regional difference index                                                                       | 94         |
| <b>第4部</b> | <b>関連指標</b>                 | <b>Related data</b>                                                                             | <b>95</b>  |
| I.         | 建築着工統計                      | Building Starts                                                                                 | 96         |
| II.        | 住宅着工統計                      | Housing Starts                                                                                  | 100        |
| III.       | 建築着工統計による単価<br>及び指数         | Estimated construction price and index per sq.m. by<br>Building Starts                          | 102        |
| IV.        | 建設工事費デフレーター                 | Deflator for Construction Cost Work                                                             | 106        |
| V.         | 物価指数・賃金指数                   | Price index and Wage index                                                                      | 107        |
| <b>第5部</b> | <b>付属資料</b>                 | <b>Appendicies</b>                                                                              | <b>108</b> |
| I.         | 建築費指数の作成方法                  | Method of calculating BCCI                                                                      | 109        |
| 1.         | 建築費指数の作成方法                  | Method of calculating BCCI                                                                      | 109        |
| 2.         | ウエイト表                       | Table of BCCI weights                                                                           | 117        |
| II.        | 建設資材物価指数の作成方法               | Method of calculating CMPI                                                                      | 126        |
| 1.         | 建設資材物価指数の作成<br>方法           | Method of calculating CMPI                                                                      | 126        |
| 2.         | 大分類及び中分類別ウエ<br>イト表          | Table of CMPI weights by Major and intermediate<br>classification                               | 129        |
| III.       | 建設機械・仮設資材賃貸料金<br>指数の作成方法    | Method of calculating the construction machinery・<br>temporary work material lease charge index | 135        |
| 1.         | 指数の性格                       | Characteristics of index                                                                        | 135        |
| 2.         | 指数の作成方法                     | Calculating method of index                                                                     | 135        |
| 3.         | 指数体系及びウエイト                  | System and weights of index                                                                     | 137        |

# 第1部 建築費指数

## Building Construction Cost Index

|                                                                                               |    |
|-----------------------------------------------------------------------------------------------|----|
| I. 今月の動向 Trends                                                                               | 4  |
| 1. 建築費指数 BCCI                                                                                 |    |
| 2. 関連指標の動向 Trends of related data                                                             |    |
| II. 建築費指数の利用の手引き Guide to the BCCI                                                            | 8  |
| 1. 建築費指数の性格 Characteristics of the BCCI                                                       |    |
| 2. 作成方法の概略 Outline of the index                                                               |    |
| 3. 作成建物の種類 Building type                                                                      |    |
| III. 建築費指数統計表 Statistical tables                                                              | 12 |
| 1. 統計表の見方 Notes on the statistical tables                                                     |    |
| 2. 標準指数 Standard index                                                                        |    |
| 3. 構造別平均指数 Average index by structural frame                                                  |    |
| 4. モデル指数 Model index                                                                          |    |
| 5. 都市別指数 Index by cities                                                                      |    |
| 6. 都市間格差指数 Regional difference index                                                          |    |
| 7. 主要細目価格指数 Price index (major detailed items)                                                |    |
| 8. 主要細目寄与度 Contribution to Annual and Monthly Changes<br>(major detailed items)               |    |
| 9. (参考指数) 連鎖方式による建築費指数<br>Building Construction Cost Index using chain-weighted Index Formula |    |

# I. 今月の動向 Trends

## 1. 建築費指数 BCCI

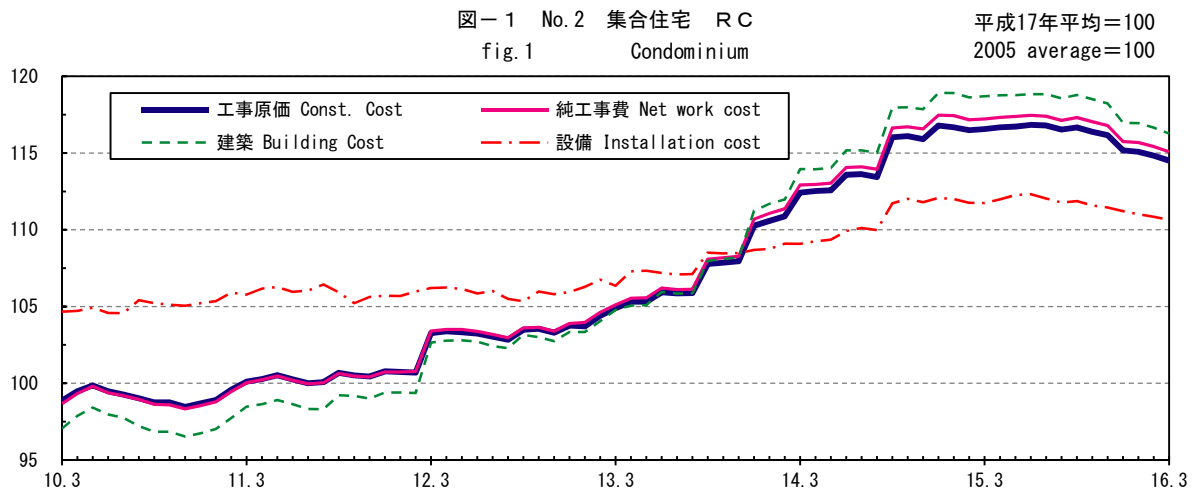
2016年3月の建設物価建築費指数(東京2005年平均=100)の、代表的な建物についてその動向をみると次のとおりである。

### (1) No. 2 集合住宅 RC

工事原価で見ると114.5(暫定)で前月比0.29%減(-0.33ポイント(以下、pとする))、前年同月比1.76%減(-2.06p)となっている。純工事費で見ると115.1(暫定)で前月比0.30%減(-0.34p)、前年同月比1.83%減(-2.14p)となっている。

純工事費指数115.1(暫定)の前月比0.30%減に対する主要細目の寄与度をみると、寄与度がプラスの細目はなし。寄与度がマイナスの細目は、鉄筋加工組立[-0.14]、鉄筋[-0.09]、衛生配管[-0.04]、上記を除くその他建築細目[-0.02]、木工[-0.01]等である。

また、対前年同月比1.83%減に対する主要細目の寄与度をみると、寄与度がプラスの細目は、上記を除くその他建築細目[+0.20]、生コンクリート[+0.13]、衛生機器[+0.03]、電気機器[+0.03]、空調機器[+0.01]である。寄与度がマイナスの細目は、鉄筋[-1.13]、型枠[-0.52]、鉄筋加工組立[-0.28]、電線・ケーブル[-0.18]、上記を除くその他設備細目[-0.05]等である。[カッコ内は寄与度]

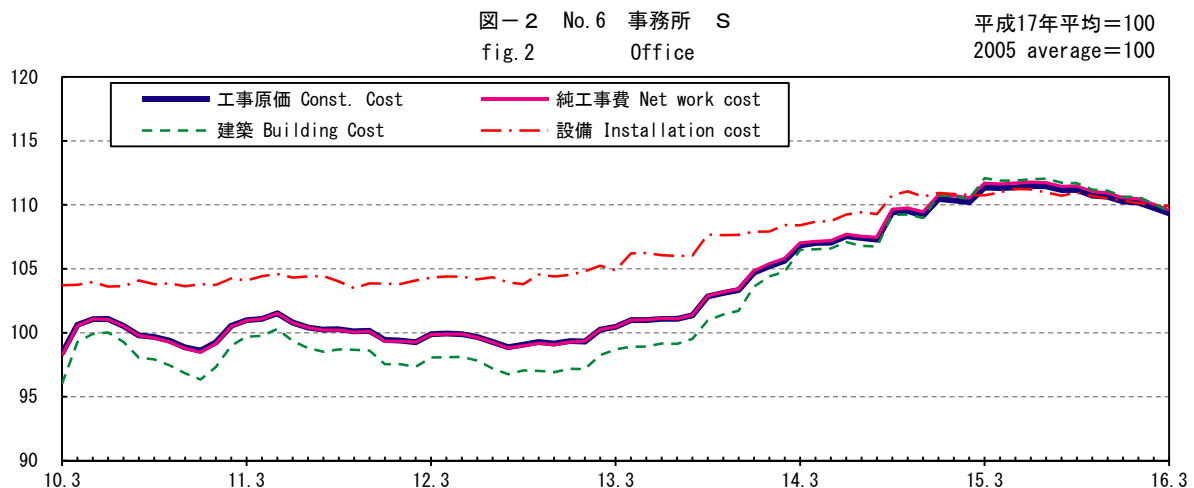


### (2) No. 6 事務所 S

工事原価で見ると109.3(暫定)で前月比0.39%減(-0.43p)、前年同月比1.81%減(-2.02p)となっている。純工事費で見ると109.6(暫定)で前月比0.41%減(-0.45p)、前年同月比1.87%減(-2.09p)となっている。

純工事費指数109.6(暫定)の前月比0.41%減に対する主要細目の寄与度をみると、寄与度がプラスの細目はなし。寄与度がマイナスの細目は、鋼材[-0.31]、鉄筋加工組立[-0.03]、鉄筋[-0.02]、衛生配管[-0.02]、上記を除くその他建築細目[-0.02]等である。

また、対前年同月比1.87%減に対する主要細目の寄与度をみると、寄与度がプラスの細目は、上記を除くその他建築細目[+0.23]、空調機器[+0.06]、生コンクリート[+0.05]、衛生機器[+0.04]、電気機器[+0.02]である。寄与度がマイナスの細目は、鋼材[-1.50]、鉄筋[-0.29]、電線・ケーブル[-0.22]、型枠[-0.08]、鉄筋加工組立[-0.07]等である。[カッコ内は寄与度]

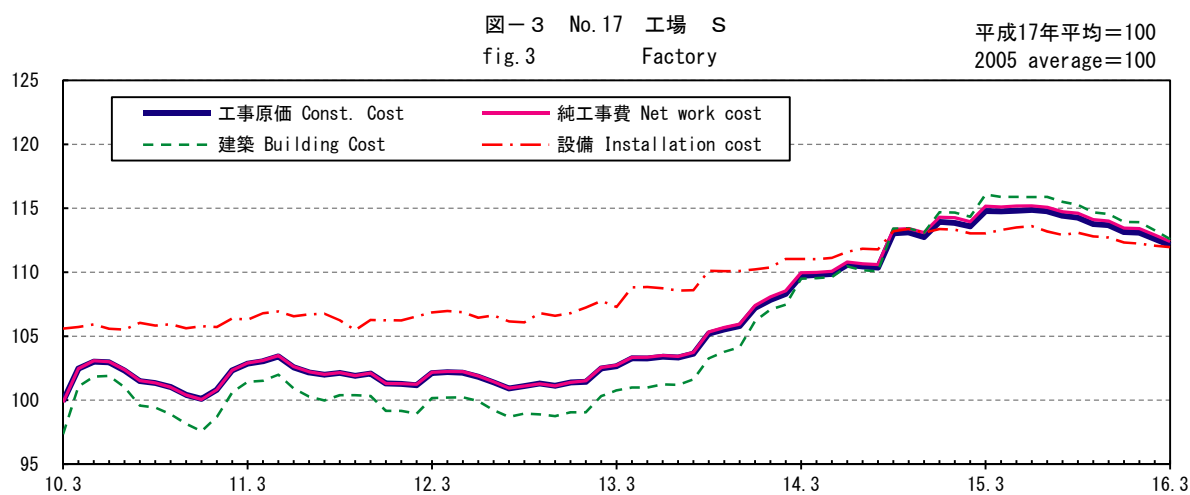


### (3) No.17 工場 S

工事原価で見ると112.1（暫定）で前月比0.44%減（-0.50 p）、前年同月比2.33%減（-2.68 p）となっている。純工事費で見ると112.4（暫定）で前月比0.46%減（-0.51 p）、前年同月比2.40%減（-2.76 p）となっている。

純工事費指数112.4（暫定）の前月比0.46%減に対する主要細目の寄与度をみると、寄与度がプラスの細目はなし。寄与度がマイナスの細目は、鋼材 [-0.33]、鉄筋加工組立 [-0.05]、鉄筋 [-0.03]、衛生配管 [-0.03]、上記を除くその他建築細目 [-0.01] 等である。

また、対前年同月比2.40%減に対する主要細目の寄与度をみると、寄与度がプラスの細目は、生コンクリート [+0.08]、衛生機器 [+0.04]、空調機器 [+0.04]、上記を除くその他建築細目 [+0.04]、電気機器 [+0.02] である。寄与度がマイナスの細目は、鋼材 [-1.59]、鉄筋 [-0.42]、電線・ケーブル [-0.31]、型枠 [-0.12]、鉄筋加工組立 [-0.11] 等である。〔カッコ内は寄与度〕

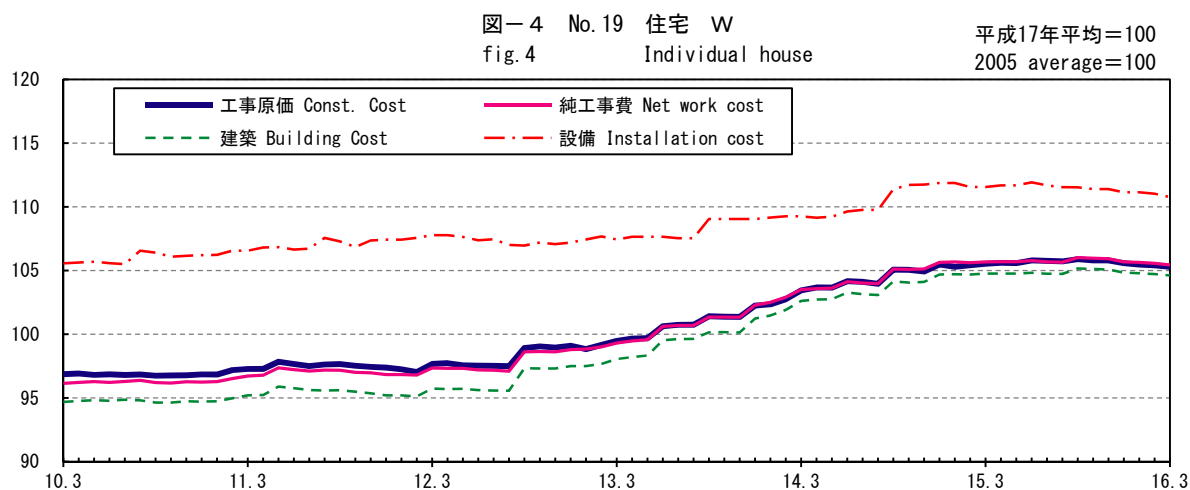


### (4) No.19 住宅 W

工事原価で見ると105.3（暫定）で前月比0.11%減（-0.11 p）、前年同月比0.23%減（-0.24 p）となっている。純工事費で見ると105.4（暫定）で前月比0.12%減（-0.13 p）、前年同月比0.23%減（-0.24 p）となっている。

純工事費指数105.4（暫定）の前月比0.12%減に対する主要細目の寄与度をみると、寄与度がプラスの細目はなし。寄与度がマイナスの細目は、木工 [-0.04]、衛生配管 [-0.03]、鉄筋加工組立 [-0.02]、上記を除くその他建築細目 [-0.02]、鉄筋 [-0.01] である。

また、対前年同月比0.23%減に対する主要細目の寄与度をみると、寄与度がプラスの細目は、上記を除くその他建築細目 [+0.34]、生コンクリート [+0.04]、電気機器 [+0.02] である。寄与度がマイナスの細目は、木工 [-0.19]、鉄筋 [-0.14]、型枠 [-0.14]、電線・ケーブル [-0.08]、鉄筋加工組立 [-0.04] 等である。〔カッコ内は寄与度〕



## 2. 関連指標の動向 Trends of related data

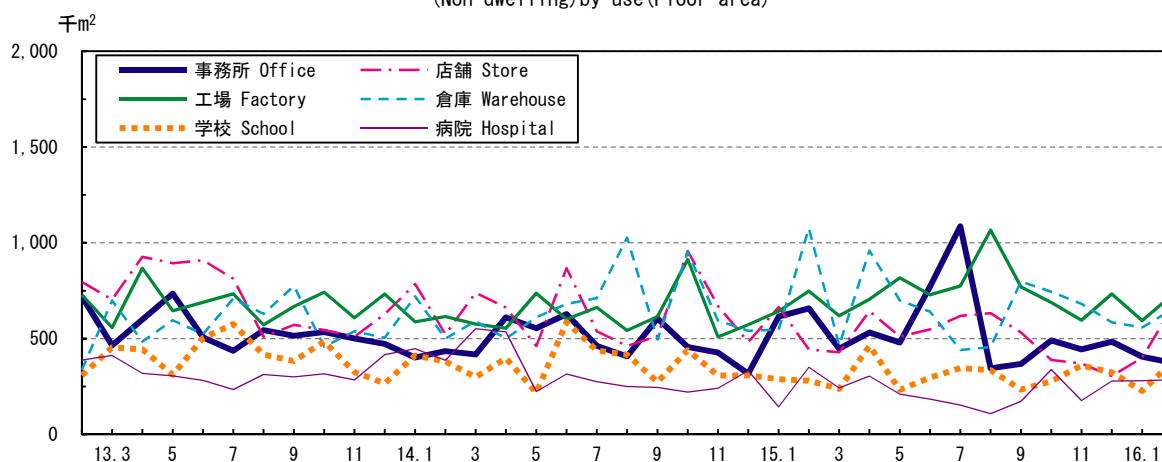
### (1) 建築着工の動向（2月分）

#### ① 非居住用建築物着工面積

非居住用の建築物の着工床面積（2月分）を用途別に前年同月比で見ると、事務所（373千㎡）が43.2%減、店舗（664千㎡）が50.0%増、工場及び作業場（728千㎡）が2.6%減、倉庫（653千㎡）が39.3%減、学校（380千㎡）が35.5%増、病院（285千㎡）が18.7%減であった。

非居住用全体では、4,013千㎡、前年同月比で12.0%減少した。

図-5 主な用途別建築着工床面積  
fig.5 Building Starts  
(Non-dwelling) by use (Floor area)



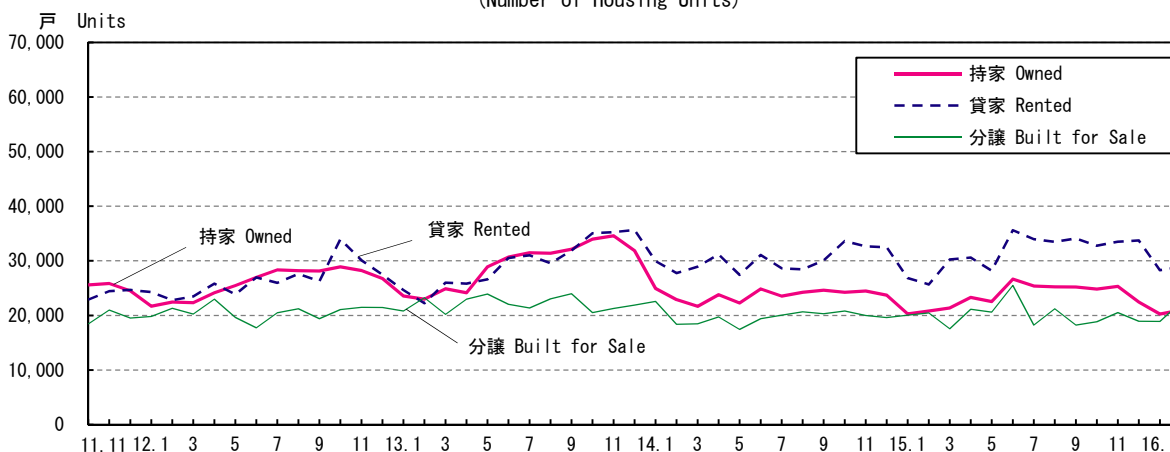
#### ② 住宅着工戸数

新設住宅の着工戸数（2月分）を前年同月比で見ると、持家（20,984戸）が0.8%増、貸家（28,871戸）が12.5%増、分譲住宅（22,404戸）が9.6%増であった。

全体では72,831戸、前年同月比で7.8%増加した。

資金別の内訳を前年同月比で見ると、持家は民間資金住宅（18,500戸）が0.6%減、公的資金住宅（2,484戸）が12.8%増、貸家は民間資金住宅（26,618戸）が14.6%増、公的資金住宅（2,253戸）が7.5%減、分譲住宅は民間資金住宅（19,869戸）が12.3%増、公的資金住宅（2,535戸）が7.7%減であった。

図-6 新設住宅着工戸数  
fig.6 New Construction Starts of Houses  
(Number of Housing Units)



### ③ 建築着工予定工事費単価

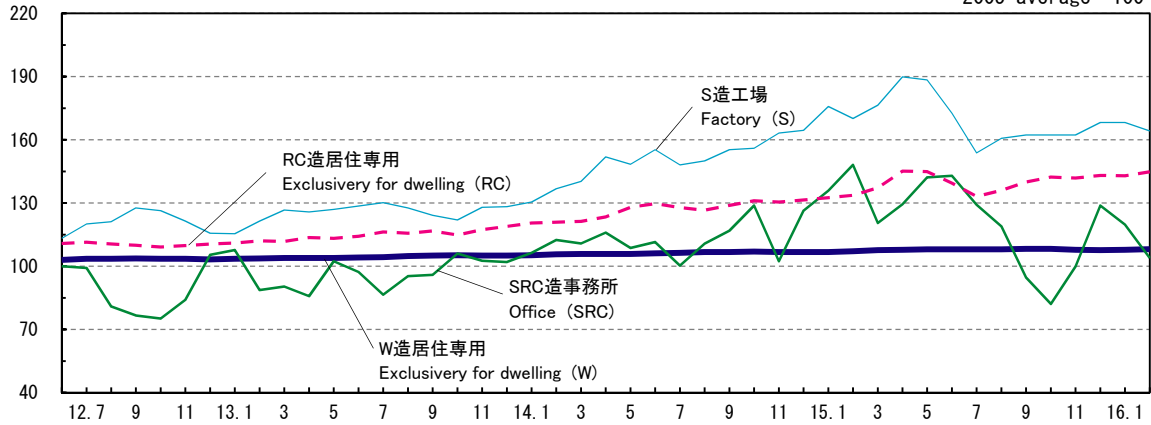
ここで言う予定工事費単価とは、国土交通省「建築着工統計調査」のデータにより、次の計算方法によって算出したものである。

予定工事費単価＝工事費予定額の合計÷床面積の合計

なお、「建築着工統計調査」は着工ベースで把握しているため、その後の工事計画の変更、床面積や工事費予定額の変更があるので、利用に当たってはこの点に留意されたい。

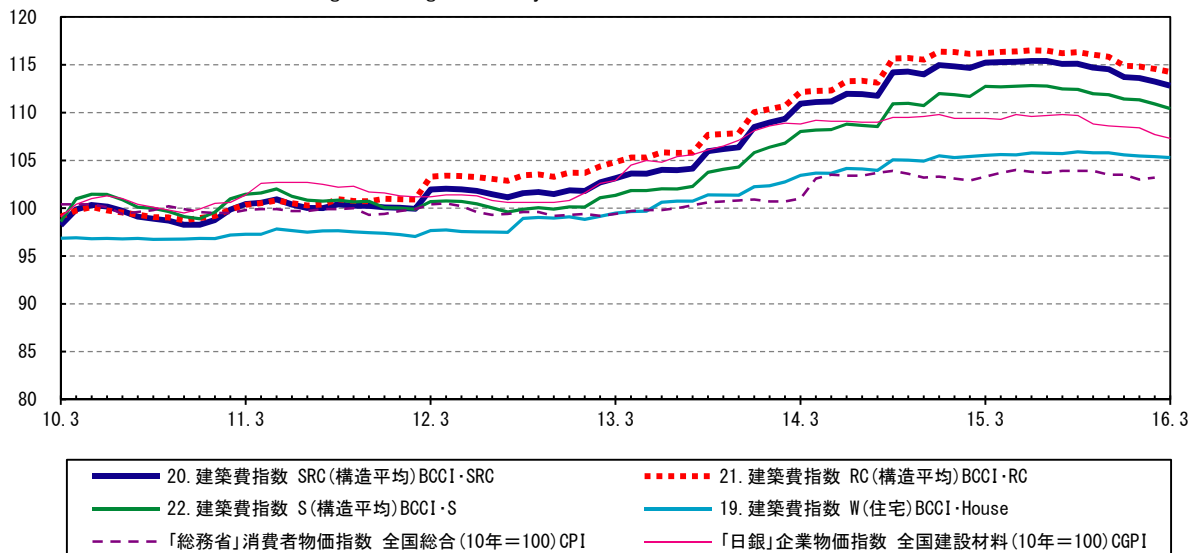
図－7 主な構造・用途の予定工事費単価指数  
fig.7 Estimated construction price per sq.m.  
by Statistics on Building Starts

平成17年平均＝100  
2005 average＝100



### (2) 他の物価指数との比較

図－8 構造別平均建築費指数(工事原価・東京)と関連統計指標との比較  
fig.8 Average index by structural frame and Related data





## Ⅱ．建築費指数の利用の手引き

### 1．建築費指数の性格

この建築費指数は、建物を建築する際の工事価格の変動を明らかにすることを目的として作成されているもので、建築工事に関する一種の物価指数である。

作成方法としては、建物はそれぞれ個別の条件によって建築されるのがほとんどであるため、同一の建物の工事価格を時系列で比較することによって工事価格の動向を把握するという、一般商品のような物価指数作成の方法をとることができない。

こうしたことから、この建築費指数は、それぞれの建物をいわば基準化した建物として設定し、その建築工事価格を構成する細かな費目等の工事価格を合成して指数を作成する方法をとっている。したがって、実際に建築された建物の工事価格による指数ではなく、理論的な指数となっているが、これは建物が個性の強い生産物である限りやむを得ない作成方法で、概ね建築工事価格の動向を把握しているものとしている。

また、建物の内容差が時間によって変化することから、できるだけ実態に合った指数とするため、基準化した建物を見直すなどの基準年の改定を5年ごとに行うこととしている。このため、2011年9月号をもって旧基準指数(2000年基準)を新基準指数(2005年基準)に改定した。

### 2．作成方法の概略

#### (1) 建物の基準化

建物の基準化は二つの方法によっている。一つ目の基準化の方法は、個性性を消去するために、2005年に建築された建物を平均したもので、「標準指数」作成に用いている。二つ目の基準化の方法は、実際に存在した個別の建物で、「モデル指数」作成に用いている。

#### (2) 指数作成の方法

基準化したそれぞれの建物の建築工事費のうち、工事原価を構成する各費目及び細目等の工事費のウェイトを求め、それぞれの費目、細目等に対応させた工事価格指数を、そのウェイトによって合成する方法をとっている。ウェイトは、2005年(基準年)で固定されている。こうした作成方法は、ラスパイレス算式と呼ばれるもので、一般の物価指数の算出に用いられている方法である。

#### (3) 価格データ

指数作成のための価格データは、当調査会調査による建設資材価格、施工単価、官公庁公表の諸統計などの結果を用いている。

#### (4) 指数作成地域

標準指数、構造別平均指数、モデル指数及び連鎖方式による建築費指数(参考指数)については、東京とする。地域指数(都市別指数及び都市間格差指数)については、大阪、名古屋、福岡、広島、高松、金沢、新潟、仙台及び札幌の9都市とする。

#### (5) 消費税について

本指数作成のための価格データは、主として月刊「建設物価(当調査会発行)」の結果を用いている。「建設物価」においては消費税抜きの調査を行っていることから、本指数においても消費税は含まれていない。

## II. Guide to the Building Construction Cost Index (BCCI)

### 1. Characteristics of the BCCI

The BCCI aims at revealing the changes of construction work prices of the constructing building, and is a kind of price index concerning a building construction work.

The BCCI is not obtained by the method of the price index for ordinary goods, for since the architecture is built under each conditions, it is impossible to grasp the trend of construction work price by comparing with construction price of the same building in the time series.

As the result, the BCCI set up the architecture as a standardized building and takes the method of computing the index that compose the building construction work price containing the work price of detailed items. Therefore this index is not computed from the construction work price of the actual constructed building but theoretical one.

Since the difference in the contents of the building may change by the lapse of time, it is necessary to obtain the index which is matched with the actual conditions as possible, therefore the base period has been revised every five years, so as to take account of the changes in construction patterns. As the result of that, the old index of the 2000 base was revised to the new index of the 2005 base in September 2011.

### 2. Outline of the index

#### (1) Standardization of building

A standardization of building is carried out by two method. One is the average of buildings constructed in 2005 in order to eliminate the individuality of building. This is used for the “Standard index”. Other is the actual existing building and is used for the “Model index”.

#### (2) Method of the index

Out of the construction costs of respective standardized buildings, weights of construction costs of various items and detailed items, which compose the construction work cost are obtained and the construction price index corresponding to the respective cost items and detailed items are synthesized according to the above-mentioned weights. The weights are fixed of 2005 base. The index is calculated as the weighted arithmetic mean with fixed base ( Laspeyres Formula ) and is used in the calculation of the price index in general.

#### (3) Price data

The price data used in the index are derived from the construction material price and the unit price of detailed construction work investigated by the Construction Research Institute and the survey conducted by the Government and Municipal Offices.

#### (4) Scope of the index

The “Standard index”, “Index by structural frame”, “Model index”, and “Chain index (Reference index)” are compiled for Tokyo. The “Regional index” (Index by cities and Regional difference index) are compiled for the 9 cities of Osaka, Nagoya, Fukuoka, Hiroshima, Takamatsu, Kanazawa, Niigata, Sendai, and Sapporo.

### (5) Consumption tax

As for the price data used in the index are mainly derived from the “Construction commodity price”, which investigates the price without the consumption tax, so the index does not contain the consumption tax.

## 3. 作成建物の種類 Building type

### (1) 標準指数 Standard index

| No. | 使 途 Purpose              | 構 造<br>Structural frame | 基準時<br>Base period |
|-----|--------------------------|-------------------------|--------------------|
| ①   | 集合住宅 Condominium         | S R C                   | 2005年              |
| ②   | 集合住宅 Condominium         | R C                     | ”                  |
| 3   | 集合住宅 Condominium         | S                       | ”                  |
| ④   | 事 務 所 Office             | S R C                   | ”                  |
| ⑤   | 事 務 所 Office             | R C                     | ”                  |
| ⑥   | 事 務 所 Office             | S                       | ”                  |
| 7   | 店 舗 Store                | R C                     | ”                  |
| 8   | 店 舗 Store                | S                       | ”                  |
| 9   | 医 院 Clinic               | R C                     | ”                  |
| 10  | 病 院 Hospital             | R C                     | ”                  |
| 11  | 老人福祉施設 Home for the aged | R C                     | ”                  |
| 12  | ホ テ ル Hotel              | R C                     | ”                  |
| 13  | 体 育 館 Gymnasium          | R C                     | ”                  |
| 14  | 体 育 館 Gymnasium          | S                       | ”                  |
| 15  | 学 校 College              | S R C                   | ”                  |
| ⑯   | 学 校 School               | R C                     | ”                  |
| ⑰   | 工 場 Factory              | S                       | ”                  |
| 18  | 倉 庫 Warehouse            | S                       | ”                  |
| ⑱   | 住 宅 House                | W                       | ”                  |

### (2) 構造別平均指数 Average index by structural frame

| No. | 使 途 Purpose | 構 造<br>Structural frame | 基準時<br>Base period |
|-----|-------------|-------------------------|--------------------|
| ⑳   | — —         | S R C                   | 2005年              |
| ㉑   | — —         | R C                     | ”                  |
| ㉒   | — —         | S                       | ”                  |

(3) モデル指数 Model index

| No. | 使 途 Purpose                   | 構 造<br>Structural frame | 延床面積<br>規模 (㎡)<br>Total floor area | 階 数<br>(地上/地下)<br>Story (ground/<br>basement) | 設備内容<br>Installation | 基準時<br>Base period |
|-----|-------------------------------|-------------------------|------------------------------------|-----------------------------------------------|----------------------|--------------------|
| 23  | 店舗付集合住宅 Condominium and store | R C                     | 4,120                              | 6/0                                           | E. P. A. L           | 2008年10月           |
| 24  | 小規模付ワンルームマンション Condominium    | R C                     | 836                                | 3/0                                           | E. P. A              | 2009 4             |
| 25  | 事務所ビル Office                  | S/SRC                   | 6,611                              | 8/1                                           | E. P. A. L           | 2006 10            |
| 26  | 事務所・店舗ビル Office and store     | R C                     | 587                                | 6/1                                           | "                    | 2007 10            |
| 27  | 体育館 Gymnasium                 | RC/S                    | 3,431                              | 2/0                                           | E. P. A              | 2010 4             |
| 28  | 大学 (情報系) College              | SRC                     | 6,820                              | 8/0                                           | E. P. A. L           | 2008 4             |
| 29  | 化学製品工場 Factory                | S                       | 1,624                              | 2/0                                           | E. P. A              | 2009 10            |
| 30  | 大規模倉庫 Warehouse               | R C                     | 35,206                             | 6/1                                           | E. P. A. L           | 2007 4             |
| 31  | 低層集合住宅 Condominium            | R C                     | 3,018                              | 4/1                                           | "                    | 2004 11            |
| 32  | 事務所ビル Office                  | SRC                     | 2,414                              | 8/0                                           | "                    | 2003 11            |
| 33  | 店舗 Store                      | S                       | 705                                | 2/0                                           | E. P. A              | 2006 4             |
| 34  | 総合病院 Hospital                 | R C                     | 11,494                             | 5/0                                           | E. P. A. L           | 2003 5             |
| 35  | ホテル (ビジネス系) Hotel             | SRC/S                   | 5,003                              | 10/0                                          | "                    | 2005 5             |
| 36  | 図書館 Library                   | R C                     | 2,413                              | 3/0                                           | "                    | 2004 5             |
| 37  | 保育園 Nursery school            | W                       | 1,000                              | 1/0                                           | E. P. A              | 2005 10            |
| 38  | 寄宿舎 Dormitory                 | R C                     | 2,207                              | 5/0                                           | "                    | 2000 6             |
| 39  | 小学校 Primary school            | R C                     | 5,840                              | 3/0                                           | E. P. A. L           | 2002 5             |

(4) 地域指数 Regional index

標準指数のうち建物番号を○印で囲んであるもの。

The circled building number of the Standard index denotes the Regional index.

(5) 連鎖方式による建築費指数 (参考指数) Chain index (Reference index)

| No. | 使 途 Purpose      | 構 造<br>Structural frame | 基準時<br>Base period |
|-----|------------------|-------------------------|--------------------|
| 2   | 集合住宅 Condominium | R C                     | 2005年              |
| 6   | 事務所 Office       | S                       | "                  |
| 17  | 工場 Factory       | S                       | "                  |

[注 Note]

構 造  
Structural frame  
S R C : 鉄骨鉄筋コンクリート造 Steel-frame and reinforced concrete  
R C : 鉄筋コンクリート造 Reinforced concrete  
S : 鉄 骨 造 Steel-frame  
W : 木 造 Wooden

設 備 内 容  
Installation  
E : 電 気 Electricity  
P : 給排水衛生 Plumbing and sanitation  
A : 暖冷房空調 Air-conditioning; room cooling (heating)  
L : 昇 降 Lift (installation)

### Ⅲ. 建築費指数統計表 Statistical tables

#### 1. 統計表の見方 Notes on the statistical tables

##### (1) 建物種類

標準指数は建物を使途と構造によって分類しています。また、モデル指数には有する設備内容の情報も加わります。

|                         |                       |                            |                                                                             |                                    |
|-------------------------|-----------------------|----------------------------|-----------------------------------------------------------------------------|------------------------------------|
| 1                       | 建物種類<br>Building type | 集合住宅<br>Condominium        | S R C                                                                       | (設備 [E. P. A. L] )<br>Installation |
| 建物番号<br>Building Number | 使 途<br>Purpose        | 構 造<br>Structural<br>frame | (有する設備内容【モデル指数のみ】)<br>Contents of equipment installed<br>(only Model index) |                                    |

##### (2) 指数種類

建築純工事費指数について、非木造では建築純工事費を仮設、土工・地業、躯体及び仕上の4種類に区分して指数を作成し、木造では建築純工事費を構成する各科目のうち、ウエイトの高い5科目(基礎、木工、屋根、金属製建具、内外装)のみ指数を公表しています。設備工事費指数については、電気、給排水衛生、暖冷房空調のみ指数を公表しています(木造は電気、給排水衛生のみ)。

##### (3) 工事原価の暫定値

工事原価、純工事費、建築、仮設及び設備については、最新2か月のデータは暫定値となっており、数値の頭に“P”を表示して区別しています。

##### (1) Building type

The standard index has classified the building according to the purpose for spending and structure. Moreover, the information on the contents of equipment which it has is also added to a model index.

##### (2) Kind of index

As for “Net work cost index”, the following indices are released:

Concerning the non-wooden buildings, indices are compiled dividing the Net work costs into four kinds, i.e., “temporary work”, “earthwork & foundation”, “structural frame” and “finishing”. Regarding the wooden buildings, indices are released five kinds such as “foundation”, “wooden work”, “roofing”, “metal fittings” and “interior and exterior finishing” have high weights of various items that compose the Net work costs. As for the “Installation cost index”, indices of “electricity”, “plumbing & sanitation”, and “air-conditioning and heating” are released. Regarding the wooden building indices of “electricity” and “plumbing & sanitation” are released.

##### (3) Provisional data of “Construction cost”

The latest two-months-data marked “P” of the “Construction cost” denote the provisional one.











2. 標準指数 (5) Standard index

平成17年平均=100  
2005 average=100

| 17               |                       | 建物種類 Building type        |                       | 工場 Factory S                 |                                 |                   |                              |                |                                |                     |                    |                              |                         |
|------------------|-----------------------|---------------------------|-----------------------|------------------------------|---------------------------------|-------------------|------------------------------|----------------|--------------------------------|---------------------|--------------------|------------------------------|-------------------------|
| 年月<br>Year Month | 指数種類<br>Kind of Index | 工事原価<br>Construction cost | 純工事費<br>Net work cost | 建 築<br>Building construction | 仮 設<br>Temporary work           |                   |                              |                | 仕 上<br>Finishing               | 設 備<br>Installation | 電 気<br>Electricity | 衛 生<br>Plumbing & Sanitation | 空 調<br>Air-Conditioning |
|                  |                       |                           |                       |                              | 土工・地業<br>Earthwork & Foundation | 基 礎<br>Foundation | 木 工<br>Carpentry             | 屋 根<br>Roofing |                                |                     |                    |                              |                         |
| 2011 年 平均        |                       | 102.2                     | 102.2                 | 100.5                        | 99.4                            | 102.7             | 99.0                         | 101.9          | 106.4                          | 109.7               | 107.8              | 104.7                        |                         |
| 2012             |                       | 101.5                     | 101.5                 | 99.3                         | 100.7                           | 102.7             | 96.1                         | 101.8          | 106.6                          | 108.7               | 107.8              | 106.6                        |                         |
| 2013             |                       | 103.9                     | 104.0                 | 102.0                        | 103.1                           | 103.7             | 100.7                        | 102.6          | 108.9                          | 113.1               | 107.5              | 107.1                        |                         |
| 2014             |                       | 110.8                     | 111.1                 | 110.7                        | 111.2                           | 105.5             | 115.2                        | 106.9          | 111.9                          | 118.6               | 108.0              | 107.7                        |                         |
| 2015             |                       | 114.2                     | 114.6                 | 115.2                        | 118.1                           | 106.5             | 118.4                        | 112.7          | 113.1                          | 120.0               | 109.3              | 107.9                        |                         |
| 2015 年 3 月       |                       | 114.8                     | 115.2                 | 116.1                        | 118.4                           | 106.5             | 120.4                        | 112.7          | 113.0                          | 120.2               | 109.0              | 107.7                        |                         |
| 4                |                       | 114.8                     | 115.1                 | 115.9                        | 118.3                           | 106.5             | 120.0                        | 112.7          | 113.3                          | 120.7               | 109.0              | 107.7                        |                         |
| 5                |                       | 114.8                     | 115.2                 | 115.9                        | 118.4                           | 106.6             | 120.0                        | 112.7          | 113.5                          | 120.7               | 109.5              | 107.7                        |                         |
| 6                |                       | 114.9                     | 115.2                 | 115.9                        | 118.2                           | 106.6             | 120.0                        | 112.7          | 113.6                          | 121.3               | 109.5              | 107.8                        |                         |
| 7                |                       | 114.8                     | 115.1                 | 115.9                        | 118.1                           | 106.7             | 120.0                        | 112.8          | 113.2                          | 120.2               | 109.5              | 107.8                        |                         |
| 8                |                       | 114.4                     | 114.7                 | 115.5                        | 118.0                           | 106.6             | 119.1                        | 112.8          | 112.9                          | 119.7               | 109.5              | 107.8                        |                         |
| 9                |                       | 114.3                     | 114.6                 | 115.3                        | 117.8                           | 106.4             | 118.3                        | 113.0          | 113.1                          | 119.7               | 109.5              | 108.2                        |                         |
| 10               |                       | 113.8                     | 114.1                 | 114.7                        | 117.8                           | 106.4             | 116.9                        | 113.0          | 112.8                          | 119.1               | 109.5              | 108.2                        |                         |
| 11               |                       | 113.7                     | 114.0                 | 114.6                        | 117.8                           | 106.3             | 116.7                        | 113.0          | 112.7                          | 119.1               | 109.5              | 108.2                        |                         |
| 12               |                       | 113.1                     | 113.5                 | 113.9                        | 117.8                           | 106.3             | 115.2                        | 113.0          | 112.3                          | 118.0               | 109.5              | 108.2                        |                         |
| 2016 年 1 月       |                       | 113.1                     | 113.4                 | 113.9                        | 117.8                           | 106.3             | 115.2                        | 113.0          | 112.2                          | 118.0               | 109.7              | 108.2                        |                         |
| 2                |                       | P 112.6                   | P 112.9               | P 113.3                      | P 117.8                         | 106.2             | 113.6                        | 113.0          | P 112.1                        | 117.6               | 109.7              | 108.2                        |                         |
| 3                |                       | P 112.1                   | P 112.4               | P 112.6                      | P 117.8                         | 106.1             | 112.0                        | 113.0          | P 112.0                        | 117.6               | 109.3              | 108.2                        |                         |
| 18               |                       | 建物種類 Building type        |                       | 倉庫 Warehouse S               |                                 |                   |                              |                |                                |                     |                    |                              |                         |
| 2011 年 平均        |                       | 101.3                     | 101.3                 | 100.4                        | 99.4                            | 102.7             | 99.2                         | 101.6          | 105.9                          | 109.7               | 107.8              | 104.7                        |                         |
| 2012             |                       | 100.5                     | 100.5                 | 99.3                         | 100.7                           | 102.7             | 96.5                         | 101.9          | 105.9                          | 108.7               | 107.8              | 106.6                        |                         |
| 2013             |                       | 103.1                     | 103.2                 | 102.1                        | 103.1                           | 103.5             | 101.2                        | 102.7          | 108.7                          | 113.1               | 107.5              | 107.1                        |                         |
| 2014             |                       | 111.0                     | 111.3                 | 111.1                        | 111.2                           | 104.8             | 115.5                        | 106.9          | 112.3                          | 118.6               | 108.0              | 107.7                        |                         |
| 2015             |                       | 114.5                     | 115.0                 | 115.2                        | 118.1                           | 105.5             | 118.5                        | 112.7          | 113.6                          | 120.0               | 109.3              | 107.9                        |                         |
| 2015 年 3 月       |                       | 115.2                     | 115.8                 | 116.2                        | 118.4                           | 105.5             | 120.5                        | 112.7          | 113.7                          | 120.2               | 109.0              | 107.7                        |                         |
| 4                |                       | 115.2                     | 115.7                 | 116.0                        | 118.3                           | 105.5             | 120.1                        | 112.7          | 114.0                          | 120.7               | 109.0              | 107.7                        |                         |
| 5                |                       | 115.2                     | 115.7                 | 116.0                        | 118.4                           | 105.6             | 120.1                        | 112.7          | 114.2                          | 120.7               | 109.5              | 107.7                        |                         |
| 6                |                       | 115.2                     | 115.7                 | 116.0                        | 118.2                           | 105.6             | 120.0                        | 112.7          | 114.2                          | 121.3               | 109.5              | 107.8                        |                         |
| 7                |                       | 115.2                     | 115.6                 | 116.0                        | 118.1                           | 105.7             | 120.0                        | 112.7          | 113.8                          | 120.2               | 109.5              | 107.8                        |                         |
| 8                |                       | 114.8                     | 115.2                 | 115.6                        | 118.0                           | 105.6             | 119.2                        | 112.7          | 113.5                          | 119.7               | 109.5              | 107.8                        |                         |
| 9                |                       | 114.5                     | 115.0                 | 115.3                        | 117.8                           | 105.4             | 118.4                        | 113.0          | 113.6                          | 119.7               | 109.5              | 108.2                        |                         |
| 10               |                       | 114.0                     | 114.4                 | 114.6                        | 117.8                           | 105.4             | 117.0                        | 113.0          | 113.3                          | 119.1               | 109.5              | 108.2                        |                         |
| 11               |                       | 113.8                     | 114.2                 | 114.5                        | 117.8                           | 105.4             | 116.7                        | 113.0          | 113.1                          | 119.1               | 109.5              | 108.2                        |                         |
| 12               |                       | 113.2                     | 113.6                 | 113.8                        | 117.8                           | 105.4             | 115.2                        | 113.0          | 112.7                          | 118.0               | 109.5              | 108.2                        |                         |
| 2016 年 1 月       |                       | 113.1                     | 113.6                 | 113.8                        | 117.8                           | 105.3             | 115.2                        | 113.0          | 112.5                          | 118.0               | 109.7              | 108.2                        |                         |
| 2                |                       | P 112.6                   | P 113.0               | P 113.1                      | P 117.8                         | 105.3             | 113.7                        | 113.0          | P 112.4                        | 117.6               | 109.7              | 108.2                        |                         |
| 3                |                       | P 111.9                   | P 112.3               | P 112.3                      | P 117.8                         | 105.2             | 112.1                        | 113.0          | P 112.2                        | 117.6               | 109.3              | 108.2                        |                         |
| 19               |                       | 建物種類 Building type        |                       | 住宅 House W                   |                                 |                   |                              |                |                                |                     |                    |                              |                         |
| 年月<br>Year Month | 指数種類<br>Kind of Index | 工事原価<br>Construction cost | 純工事費<br>Net work cost | 建 築<br>Building construction | 基 礎<br>Foundation               |                   |                              |                | 内 外 装<br>Int. & Ext. finishing | 設 備<br>Installation | 電 気<br>Electricity | 衛 生<br>Plumbing & Sanitation |                         |
|                  |                       |                           |                       |                              | 木 工<br>Carpentry                | 屋 根<br>Roofing    | 金属製建具<br>Metal door & Window |                |                                |                     |                    |                              |                         |
| 2011 年 平均        |                       | 97.4                      | 96.9                  | 95.4                         | 99.4                            | 90.2              | 98.3                         | 103.9          | 96.5                           | 106.9               | 107.7              | 107.0                        |                         |
| 2012             |                       | 98.0                      | 97.6                  | 96.1                         | 109.3                           | 90.8              | 98.5                         | 103.9          | 94.6                           | 107.4               | 106.7              | 107.0                        |                         |
| 2013             |                       | 100.4                     | 100.4                 | 99.2                         | 116.4                           | 96.2              | 98.8                         | 103.9          | 95.5                           | 108.1               | 109.1              | 106.7                        |                         |
| 2014             |                       | 104.0                     | 104.1                 | 103.2                        | 131.5                           | 99.8              | 99.8                         | 104.0          | 100.3                          | 110.2               | 114.5              | 107.3                        |                         |
| 2015             |                       | 105.6                     | 105.8                 | 104.8                        | 136.8                           | 99.7              | 100.3                        | 104.0          | 104.4                          | 111.6               | 116.9              | 108.4                        |                         |
| 2015 年 3 月       |                       | 105.5                     | 105.7                 | 104.8                        | 137.0                           | 99.8              | 100.3                        | 104.0          | 104.5                          | 111.6               | 116.8              | 108.4                        |                         |
| 4                |                       | 105.6                     | 105.7                 | 104.8                        | 137.5                           | 99.7              | 100.3                        | 104.0          | 104.5                          | 111.7               | 117.2              | 108.4                        |                         |
| 5                |                       | 105.6                     | 105.7                 | 104.8                        | 137.5                           | 99.7              | 100.3                        | 104.0          | 104.5                          | 111.7               | 117.2              | 108.4                        |                         |
| 6                |                       | 105.8                     | 105.8                 | 104.8                        | 137.5                           | 99.8              | 100.3                        | 104.0          | 104.5                          | 111.9               | 117.9              | 108.4                        |                         |
| 7                |                       | 105.8                     | 105.7                 | 104.7                        | 137.6                           | 99.5              | 100.3                        | 104.0          | 104.5                          | 111.7               | 117.1              | 108.4                        |                         |
| 8                |                       | 105.7                     | 105.6                 | 104.7                        | 137.2                           | 99.6              | 100.3                        | 104.0          | 104.5                          | 111.5               | 116.7              | 108.4                        |                         |
| 9                |                       | 105.9                     | 106.0                 | 105.2                        | 137.0                           | 99.6              | 100.3                        | 104.0          | 104.5                          | 111.5               | 116.7              | 108.4                        |                         |
| 10               |                       | 105.8                     | 106.0                 | 105.1                        | 136.6                           | 99.6              | 100.3                        | 104.0          | 104.5                          | 111.4               | 116.3              | 108.4                        |                         |
| 11               |                       | 105.8                     | 105.9                 | 105.1                        | 136.3                           | 99.5              | 100.3                        | 104.0          | 104.5                          | 111.4               | 116.3              | 108.4                        |                         |
| 12               |                       | 105.6                     | 105.7                 | 104.8                        | 133.5                           | 99.5              | 100.3                        | 104.0          | 104.5                          | 111.1               | 115.6              | 108.4                        |                         |
| 2016 年 1 月       |                       | 105.5                     | 105.6                 | 104.8                        | 133.5                           | 99.4              | 100.3                        | 104.0          | 104.5                          | 111.1               | 115.6              | 108.4                        |                         |
| 2                |                       | P 105.4                   | P 105.6               | P 104.7                      | 133.1                           | 99.3              | 100.4                        | 104.0          | 104.5                          | 111.0               | 115.2              | 108.4                        |                         |
| 3                |                       | P 105.3                   | P 105.4               | P 104.6                      | 132.7                           | 99.2              | 100.4                        | 104.0          | 104.5                          | 110.8               | 115.2              | 107.9                        |                         |

注) Pは暫定値  
Note: The 'P' denotes provisional data.

### 3. 構造別平均指数 Average index by structural frame

平成17年平均=100  
2005 average=100

| 20               |                       | 建物種類 Building type        |                       | 構造別平均 SRC                   |                      |                                 |                        |                 |                    |                   |                             |                        |
|------------------|-----------------------|---------------------------|-----------------------|-----------------------------|----------------------|---------------------------------|------------------------|-----------------|--------------------|-------------------|-----------------------------|------------------------|
| 年月<br>Year Month | 指数種類<br>Kind of Index | 工事原価<br>Construction cost | 純工事費<br>Net work cost | 建築<br>Building construction | 仮設<br>Temporary work | 土工・地業<br>Earthwork & Foundation | 躯体<br>Structural frame | 仕上<br>Finishing | 設備<br>Installation | 電気<br>Electricity | 衛生<br>Plumbing & Sanitation | 空調<br>Air-conditioning |
|                  |                       |                           |                       |                             |                      |                                 |                        |                 |                    |                   |                             |                        |
| 2012             | 101.4                 | 101.5                     | 100.4                 | 101.2                       | 102.0                | 103.7                           | 97.1                   | 105.0           | 108.1              | 107.3             | 106.5                       |                        |
| 2013             | 104.5                 | 104.7                     | 104.1                 | 103.3                       | 103.7                | 110.6                           | 98.7                   | 106.9           | 111.5              | 107.0             | 107.1                       |                        |
| 2014             | 112.0                 | 112.5                     | 113.2                 | 111.8                       | 106.8                | 127.5                           | 102.6                  | 110.0           | 116.8              | 107.5             | 107.7                       |                        |
| 2015             | 114.9                 | 115.5                     | 116.6                 | 119.2                       | 108.0                | 130.5                           | 106.0                  | 111.5           | 118.6              | 108.7             | 108.2                       |                        |
| 2015年 3月         | 115.2                 | 115.8                     | 117.1                 | 119.5                       | 108.0                | 131.9                           | 105.6                  | 111.4           | 118.6              | 108.5             | 107.9                       |                        |
| 4                | 115.3                 | 115.9                     | 117.0                 | 119.4                       | 108.2                | 131.8                           | 105.6                  | 111.7           | 119.1              | 108.5             | 107.9                       |                        |
| 5                | 115.3                 | 115.9                     | 117.0                 | 119.4                       | 108.2                | 131.8                           | 105.6                  | 112.0           | 119.1              | 108.9             | 107.9                       |                        |
| 6                | 115.4                 | 116.0                     | 117.1                 | 119.3                       | 108.3                | 131.8                           | 105.8                  | 111.9           | 119.9              | 108.9             | 108.3                       |                        |
| 7                | 115.4                 | 115.9                     | 117.1                 | 119.2                       | 108.4                | 131.8                           | 105.9                  | 111.7           | 118.8              | 108.9             | 108.2                       |                        |
| 8                | 115.1                 | 115.6                     | 116.8                 | 119.1                       | 108.1                | 130.9                           | 105.9                  | 111.4           | 118.3              | 108.9             | 108.2                       |                        |
| 9                | 115.1                 | 115.7                     | 116.8                 | 119.0                       | 107.9                | 130.4                           | 106.6                  | 111.6           | 118.3              | 108.8             | 108.6                       |                        |
| 10               | 114.7                 | 115.3                     | 116.4                 | 119.0                       | 107.7                | 129.2                           | 106.6                  | 111.3           | 117.8              | 108.8             | 108.6                       |                        |
| 11               | 114.5                 | 115.1                     | 116.2                 | 119.0                       | 107.6                | 128.7                           | 106.5                  | 111.1           | 117.8              | 108.8             | 108.6                       |                        |
| 12               | 113.7                 | 114.2                     | 115.2                 | 119.0                       | 107.3                | 126.0                           | 106.5                  | 110.9           | 116.8              | 108.8             | 108.6                       |                        |
| 2016年 1月         | 113.6                 | 114.2                     | 115.1                 | 119.0                       | 107.3                | 126.0                           | 106.5                  | 110.7           | 116.8              | 109.0             | 108.6                       |                        |
| 2                | P 113.2               | P 113.8                   | P 114.7               | P 119.0                     | 107.0                | 124.8                           | 106.5                  | P 110.6         | 116.4              | 109.0             | 108.5                       |                        |
| 3                | P 112.8               | P 113.3                   | P 114.1               | P 119.0                     | 106.8                | 123.5                           | 106.4                  | P 110.4         | 116.4              | 108.6             | 108.5                       |                        |
| 21               |                       | 建物種類 Building type        |                       | 構造別平均 RC                    |                      |                                 |                        |                 |                    |                   |                             |                        |
| 2011年 平均         | 100.4                 | 100.4                     | 98.7                  | 99.6                        | 102.4                | 100.0                           | 97.1                   | 105.7           | 109.9              | 107.0             | 103.7                       |                        |
| 2012             | 102.9                 | 103.0                     | 102.1                 | 100.9                       | 102.3                | 110.7                           | 96.9                   | 105.9           | 108.6              | 107.0             | 107.6                       |                        |
| 2013             | 106.2                 | 106.4                     | 106.1                 | 103.1                       | 103.6                | 119.3                           | 98.7                   | 107.6           | 111.9              | 106.7             | 108.2                       |                        |
| 2014             | 113.4                 | 113.9                     | 115.0                 | 111.6                       | 106.0                | 137.9                           | 102.7                  | 110.3           | 117.1              | 107.2             | 108.9                       |                        |
| 2015             | 116.1                 | 116.7                     | 118.3                 | 119.0                       | 107.1                | 140.6                           | 105.9                  | 111.8           | 118.9              | 108.4             | 109.5                       |                        |
| 2015年 3月         | 116.2                 | 116.8                     | 118.5                 | 119.2                       | 107.0                | 141.6                           | 105.6                  | 111.7           | 118.9              | 108.1             | 109.2                       |                        |
| 4                | 116.3                 | 116.9                     | 118.5                 | 119.2                       | 107.2                | 141.7                           | 105.6                  | 112.0           | 119.4              | 108.1             | 109.2                       |                        |
| 5                | 116.4                 | 117.0                     | 118.5                 | 119.2                       | 107.2                | 141.7                           | 105.6                  | 112.2           | 119.4              | 108.5             | 109.2                       |                        |
| 6                | 116.5                 | 117.1                     | 118.6                 | 119.1                       | 107.3                | 141.7                           | 105.7                  | 112.3           | 120.3              | 108.5             | 109.6                       |                        |
| 7                | 116.5                 | 117.0                     | 118.6                 | 119.0                       | 107.3                | 141.7                           | 105.8                  | 112.0           | 119.2              | 108.5             | 109.5                       |                        |
| 8                | 116.2                 | 116.7                     | 118.4                 | 118.9                       | 107.2                | 140.9                           | 105.8                  | 111.8           | 118.7              | 108.5             | 109.5                       |                        |
| 9                | 116.3                 | 116.9                     | 118.5                 | 118.7                       | 107.0                | 140.5                           | 106.5                  | 111.9           | 118.7              | 108.4             | 109.8                       |                        |
| 10               | 116.0                 | 116.6                     | 118.3                 | 118.7                       | 106.9                | 139.7                           | 106.5                  | 111.6           | 118.2              | 108.4             | 109.8                       |                        |
| 11               | 115.8                 | 116.4                     | 118.0                 | 118.7                       | 106.8                | 138.9                           | 106.5                  | 111.5           | 118.2              | 108.4             | 109.8                       |                        |
| 12               | 114.9                 | 115.4                     | 116.8                 | 118.7                       | 106.6                | 135.1                           | 106.5                  | 111.3           | 117.1              | 108.4             | 109.8                       |                        |
| 2016年 1月         | 114.8                 | 115.4                     | 116.7                 | 118.7                       | 106.6                | 135.1                           | 106.4                  | 111.1           | 117.1              | 108.6             | 109.8                       |                        |
| 2                | P 114.6               | P 115.1                   | P 116.5               | P 118.7                     | 106.4                | 134.3                           | 106.4                  | P 110.9         | 116.7              | 108.6             | 109.7                       |                        |
| 3                | P 114.2               | P 114.8                   | P 116.1               | P 118.7                     | 106.3                | 133.2                           | 106.3                  | P 110.8         | 116.7              | 108.2             | 109.7                       |                        |
| 22               |                       | 建物種類 Building type        |                       | 構造別平均 S                     |                      |                                 |                        |                 |                    |                   |                             |                        |
| 2011年 平均         | 100.9                 | 100.9                     | 99.3                  | 99.5                        | 102.5                | 99.4                            | 98.8                   | 105.4           | 109.7              | 107.5             | 104.2                       |                        |
| 2012             | 100.2                 | 100.2                     | 98.3                  | 100.9                       | 102.5                | 96.3                            | 98.6                   | 105.7           | 108.6              | 107.5             | 106.8                       |                        |
| 2013             | 102.5                 | 102.6                     | 100.9                 | 103.2                       | 103.7                | 101.1                           | 99.9                   | 107.6           | 112.5              | 107.2             | 107.3                       |                        |
| 2014             | 109.0                 | 109.2                     | 108.8                 | 111.6                       | 105.9                | 115.4                           | 103.8                  | 110.6           | 117.9              | 107.7             | 107.9                       |                        |
| 2015             | 112.3                 | 112.6                     | 112.8                 | 118.9                       | 107.1                | 117.6                           | 108.9                  | 112.0           | 119.5              | 108.9             | 108.3                       |                        |
| 2015年 3月         | 112.7                 | 113.1                     | 113.5                 | 119.1                       | 107.1                | 119.7                           | 108.8                  | 111.9           | 119.6              | 108.6             | 108.1                       |                        |
| 4                | 112.7                 | 113.0                     | 113.3                 | 119.1                       | 107.2                | 119.2                           | 108.8                  | 112.2           | 120.1              | 108.6             | 108.1                       |                        |
| 5                | 112.8                 | 113.1                     | 113.3                 | 119.1                       | 107.2                | 119.2                           | 108.8                  | 112.4           | 120.1              | 109.1             | 108.1                       |                        |
| 6                | 112.8                 | 113.1                     | 113.3                 | 119.0                       | 107.3                | 119.1                           | 108.9                  | 112.4           | 120.8              | 109.0             | 108.3                       |                        |
| 7                | 112.8                 | 113.0                     | 113.4                 | 118.9                       | 107.4                | 119.1                           | 108.9                  | 112.1           | 119.8              | 109.0             | 108.3                       |                        |
| 8                | 112.5                 | 112.7                     | 113.0                 | 118.7                       | 107.2                | 118.2                           | 108.9                  | 111.9           | 119.2              | 109.0             | 108.3                       |                        |
| 9                | 112.4                 | 112.7                     | 113.0                 | 118.6                       | 107.0                | 117.4                           | 109.5                  | 112.1           | 119.2              | 109.0             | 108.6                       |                        |
| 10               | 112.0                 | 112.3                     | 112.5                 | 118.6                       | 106.9                | 116.0                           | 109.5                  | 111.8           | 118.7              | 109.0             | 108.6                       |                        |
| 11               | 111.9                 | 112.2                     | 112.3                 | 118.6                       | 106.9                | 115.7                           | 109.4                  | 111.6           | 118.7              | 109.0             | 108.6                       |                        |
| 12               | 111.4                 | 111.7                     | 111.8                 | 118.6                       | 106.8                | 114.1                           | 109.4                  | 111.4           | 117.6              | 109.0             | 108.6                       |                        |
| 2016年 1月         | 111.3                 | 111.6                     | 111.8                 | 118.6                       | 106.8                | 114.1                           | 109.4                  | 111.2           | 117.6              | 109.2             | 108.6                       |                        |
| 2                | P 110.9               | P 111.2                   | P 111.2               | P 118.6                     | 106.6                | 112.5                           | 109.4                  | P 111.1         | 117.2              | 109.2             | 108.6                       |                        |
| 3                | P 110.4               | P 110.7                   | P 110.6               | P 118.5                     | 106.5                | 110.8                           | 109.4                  | P 110.9         | 117.2              | 108.8             | 108.6                       |                        |

注) Pは暫定値

Note: The 'P' denotes provisional data.

#### 4. モデル指数 (1) Model index

| 23               | 建物種類 Building type    | 店舗付集合住宅 Condominium and store RC 4,120㎡ 6/0 設備 Installation [E. P. A. L] |                       |                              |                       |                                 |                         |                  | 基準時                 | 2008年10月           | 純工事費                         | 76,140万円                |
|------------------|-----------------------|--------------------------------------------------------------------------|-----------------------|------------------------------|-----------------------|---------------------------------|-------------------------|------------------|---------------------|--------------------|------------------------------|-------------------------|
| 年月<br>Year Month | 指数種類<br>Kind of Index | 工事原価<br>Construction cost                                                | 純工事費<br>Net work cost | 建 築<br>Building construction | 仮 設<br>Temporary work | 土工・地業<br>Earthwork & Foundation | 軀 体<br>Structural frame | 仕 上<br>Finishing | 設 備<br>Installation | 電 気<br>Electricity | 衛 生<br>Plumbing & Sanitation | 空 調<br>Air-conditioning |
|                  |                       |                                                                          |                       |                              |                       |                                 |                         |                  |                     |                    |                              |                         |
| 2011年 平均         | -                     | 91.2                                                                     | 89.0                  | 95.4                         | 95.7                  | 77.8                            | 96.2                    | 97.7             | 97.7                | 97.8               | 101.4                        |                         |
| 2012             | -                     | 94.6                                                                     | 93.6                  | 96.6                         | 96.3                  | 89.2                            | 96.4                    | 97.5             | 97.0                | 97.8               | 102.3                        |                         |
| 2013             | -                     | 98.3                                                                     | 97.9                  | 98.5                         | 98.4                  | 96.7                            | 98.8                    | 99.3             | 100.5               | 97.6               | 103.0                        |                         |
| 2014             | -                     | 105.8                                                                    | 107.1                 | 106.2                        | 101.8                 | 113.0                           | 102.9                   | 101.8            | 105.3               | 98.1               | 103.5                        |                         |
| 2015             | -                     | 108.4                                                                    | 110.2                 | 112.3                        | 102.6                 | 115.9                           | 105.7                   | 103.1            | 106.9               | 99.1               | 103.3                        |                         |
| 2015年 3月         | -                     | 108.5                                                                    | 110.4                 | 112.6                        | 102.5                 | 116.5                           | 105.5                   | 103.0            | 106.9               | 99.0               | 102.8                        |                         |
| 4                | -                     | 108.6                                                                    | 110.5                 | 112.5                        | 102.9                 | 116.7                           | 105.4                   | 103.2            | 107.3               | 99.0               | 102.8                        |                         |
| 5                | -                     | 108.7                                                                    | 110.5                 | 112.5                        | 103.0                 | 116.7                           | 105.4                   | 103.4            | 107.3               | 99.2               | 102.8                        |                         |
| 6                | -                     | 108.7                                                                    | 110.6                 | 112.4                        | 103.0                 | 116.7                           | 105.6                   | 103.4            | 107.8               | 99.2               | 103.4                        |                         |
| 7                | -                     | 108.7                                                                    | 110.5                 | 112.3                        | 103.1                 | 116.7                           | 105.6                   | 103.2            | 107.1               | 99.2               | 103.3                        |                         |
| 8                | -                     | 108.5                                                                    | 110.3                 | 112.1                        | 102.9                 | 116.2                           | 105.6                   | 103.1            | 106.8               | 99.2               | 103.3                        |                         |
| 9                | -                     | 108.5                                                                    | 110.4                 | 112.0                        | 102.6                 | 116.0                           | 106.0                   | 103.2            | 106.8               | 99.2               | 104.0                        |                         |
| 10               | -                     | 108.3                                                                    | 110.2                 | 112.0                        | 102.5                 | 115.5                           | 106.0                   | 103.0            | 106.4               | 99.2               | 104.0                        |                         |
| 11               | -                     | 108.2                                                                    | 110.0                 | 112.0                        | 102.3                 | 115.0                           | 106.0                   | 102.9            | 106.4               | 99.2               | 104.0                        |                         |
| 12               | -                     | 107.1                                                                    | 108.6                 | 112.0                        | 102.0                 | 111.6                           | 106.0                   | 102.7            | 105.7               | 99.2               | 104.0                        |                         |
| 2016年 1月         | -                     | 107.1                                                                    | 108.6                 | 112.0                        | 102.0                 | 111.6                           | 106.0                   | 102.6            | 105.7               | 99.3               | 104.0                        |                         |
| 2                | -                     | P 106.9                                                                  | P 108.4               | P 112.0                      | 101.8                 | 111.1                           | 106.0                   | P 102.6          | 105.5               | 99.3               | 104.0                        |                         |
| 3                | -                     | P 106.6                                                                  | P 108.1               | P 112.0                      | 101.5                 | 110.3                           | 106.0                   | P 102.5          | 105.5               | 99.0               | 104.0                        |                         |
| 24               | 建物種類 Building type    | 小劇場付ワンルームマンション Condominium RC 836㎡ 3/0 設備 Installation [E. P. A.]        |                       |                              |                       |                                 |                         |                  | 基準時                 | 2009年4月            | 純工事費                         | 25,863万円                |
| 2011年 平均         | -                     | 96.6                                                                     | 95.9                  | 96.2                         | 101.3                 | 90.7                            | 97.2                    | 98.4             | 100.2               | 98.0               | 96.1                         |                         |
| 2012             | -                     | 98.4                                                                     | 98.5                  | 97.2                         | 100.8                 | 103.9                           | 96.1                    | 98.2             | 99.1                | 98.0               | 97.0                         |                         |
| 2013             | -                     | 101.3                                                                    | 101.9                 | 99.1                         | 102.8                 | 112.3                           | 97.9                    | 99.7             | 102.2               | 97.8               | 97.9                         |                         |
| 2014             | -                     | 107.9                                                                    | 110.1                 | 105.9                        | 105.8                 | 130.5                           | 103.1                   | 102.0            | 106.7               | 98.3               | 98.5                         |                         |
| 2015             | -                     | 111.1                                                                    | 114.1                 | 111.4                        | 105.9                 | 134.7                           | 107.3                   | 103.0            | 108.3               | 99.4               | 98.3                         |                         |
| 2015年 3月         | -                     | 111.0                                                                    | 114.1                 | 111.7                        | 106.0                 | 135.0                           | 107.1                   | 102.9            | 108.4               | 99.2               | 98.0                         |                         |
| 4                | -                     | 111.2                                                                    | 114.2                 | 111.6                        | 106.0                 | 135.5                           | 107.1                   | 103.1            | 108.8               | 99.2               | 98.0                         |                         |
| 5                | -                     | 111.2                                                                    | 114.2                 | 111.6                        | 106.1                 | 135.5                           | 107.1                   | 103.1            | 108.8               | 99.5               | 98.0                         |                         |
| 6                | -                     | 111.3                                                                    | 114.3                 | 111.5                        | 106.2                 | 135.5                           | 107.1                   | 103.4            | 109.4               | 99.4               | 98.2                         |                         |
| 7                | -                     | 111.2                                                                    | 114.3                 | 111.4                        | 106.3                 | 135.5                           | 107.1                   | 103.0            | 108.5               | 99.4               | 98.1                         |                         |
| 8                | -                     | 111.0                                                                    | 114.1                 | 111.3                        | 106.1                 | 135.1                           | 107.1                   | 102.8            | 108.1               | 99.4               | 98.1                         |                         |
| 9                | -                     | 111.3                                                                    | 114.4                 | 111.1                        | 105.7                 | 134.9                           | 107.9                   | 103.1            | 108.1               | 99.4               | 98.9                         |                         |
| 10               | -                     | 111.2                                                                    | 114.3                 | 111.1                        | 105.7                 | 134.4                           | 107.9                   | 102.9            | 107.7               | 99.4               | 98.9                         |                         |
| 11               | -                     | 111.1                                                                    | 114.2                 | 111.1                        | 105.6                 | 134.0                           | 107.9                   | 102.9            | 107.7               | 99.4               | 98.9                         |                         |
| 12               | -                     | 110.4                                                                    | 113.4                 | 111.2                        | 105.6                 | 130.3                           | 107.9                   | 102.5            | 106.8               | 99.4               | 98.9                         |                         |
| 2016年 1月         | -                     | 110.4                                                                    | 113.3                 | 111.1                        | 105.5                 | 130.3                           | 107.8                   | 102.5            | 106.8               | 99.4               | 98.9                         |                         |
| 2                | -                     | P 110.2                                                                  | P 113.2               | P 111.1                      | 105.3                 | 129.9                           | 107.8                   | P 102.4          | 106.5               | 99.4               | 98.9                         |                         |
| 3                | -                     | P 110.1                                                                  | P 113.0               | P 111.1                      | 105.2                 | 129.1                           | 107.8                   | P 102.3          | 106.5               | 99.1               | 98.9                         |                         |
| 25               | 建物種類 Building type    | 事務所ビル Office S/SRC 6,611㎡ 8/1 設備 Installation [E. P. A. L]               |                       |                              |                       |                                 |                         |                  | 基準時                 | 2006年10月           | 純工事費                         | 161,983万円               |
| 2011年 平均         | -                     | 98.9                                                                     | 98.3                  | 99.5                         | 101.0                 | 98.0                            | 98.3                    | 99.9             | 100.0               | 106.2              | 102.3                        |                         |
| 2012             | -                     | 98.7                                                                     | 97.7                  | 100.9                        | 99.3                  | 96.6                            | 98.0                    | 100.3            | 99.5                | 106.2              | 103.6                        |                         |
| 2013             | -                     | 100.9                                                                    | 100.0                 | 103.5                        | 99.5                  | 100.9                           | 98.5                    | 102.4            | 102.7               | 106.0              | 104.0                        |                         |
| 2014             | -                     | 107.2                                                                    | 108.2                 | 111.3                        | 101.1                 | 115.0                           | 101.3                   | 105.6            | 108.0               | 106.5              | 104.5                        |                         |
| 2015             | -                     | 111.2                                                                    | 113.5                 | 118.2                        | 101.9                 | 121.0                           | 105.8                   | 107.0            | 110.1               | 107.8              | 104.7                        |                         |
| 2015年 3月         | -                     | 111.7                                                                    | 114.3                 | 118.6                        | 101.9                 | 122.8                           | 105.8                   | 107.0            | 110.1               | 107.5              | 104.5                        |                         |
| 4                | -                     | 111.7                                                                    | 114.3                 | 118.5                        | 101.9                 | 122.6                           | 105.8                   | 107.1            | 110.4               | 107.5              | 104.5                        |                         |
| 5                | -                     | 111.8                                                                    | 114.3                 | 118.5                        | 101.9                 | 122.6                           | 105.8                   | 107.4            | 110.4               | 107.9              | 104.5                        |                         |
| 6                | -                     | 111.7                                                                    | 114.3                 | 118.4                        | 101.9                 | 122.6                           | 106.0                   | 107.2            | 110.7               | 107.9              | 104.7                        |                         |
| 7                | -                     | 111.7                                                                    | 114.3                 | 118.2                        | 101.9                 | 122.6                           | 106.0                   | 107.1            | 110.2               | 107.9              | 104.7                        |                         |
| 8                | -                     | 111.4                                                                    | 114.0                 | 118.1                        | 101.9                 | 121.9                           | 106.0                   | 106.9            | 109.9               | 107.9              | 104.7                        |                         |
| 9                | -                     | 111.4                                                                    | 113.8                 | 117.9                        | 101.8                 | 121.3                           | 106.1                   | 107.2            | 109.9               | 107.9              | 105.1                        |                         |
| 10               | -                     | 111.1                                                                    | 113.3                 | 117.9                        | 101.8                 | 120.3                           | 106.1                   | 107.0            | 109.7               | 107.9              | 105.1                        |                         |
| 11               | -                     | 110.9                                                                    | 113.2                 | 117.9                        | 101.8                 | 120.0                           | 106.1                   | 106.8            | 109.7               | 107.9              | 105.1                        |                         |
| 12               | -                     | 110.6                                                                    | 112.8                 | 117.9                        | 101.7                 | 119.0                           | 106.1                   | 106.8            | 109.2               | 107.9              | 105.1                        |                         |
| 2016年 1月         | -                     | 110.5                                                                    | 112.8                 | 117.8                        | 101.7                 | 119.0                           | 106.1                   | 106.5            | 109.2               | 108.0              | 105.1                        |                         |
| 2                | -                     | P 110.2                                                                  | P 112.3               | P 117.9                      | 101.7                 | 117.8                           | 106.1                   | P 106.5          | 109.0               | 108.0              | 105.1                        |                         |
| 3                | -                     | P 109.8                                                                  | P 111.7               | P 117.8                      | 101.6                 | 116.4                           | 106.1                   | P 106.4          | 109.0               | 107.7              | 105.1                        |                         |
| 26               | 建物種類 Building type    | 事務所・店舗ビル Office and store RC 587㎡ 6/1 設備 Installation [E. P. A. L]       |                       |                              |                       |                                 |                         |                  | 基準時                 | 2007年10月           | 純工事費                         | 14,255万円                |
| 2011年 平均         | -                     | 95.1                                                                     | 94.8                  | 94.6                         | 99.9                  | 87.7                            | 99.2                    | 95.8             | 96.6                | 102.0              | 101.0                        |                         |
| 2012             | -                     | 97.9                                                                     | 98.8                  | 95.7                         | 99.3                  | 99.9                            | 99.3                    | 95.9             | 96.1                | 102.1              | 101.9                        |                         |
| 2013             | -                     | 101.4                                                                    | 102.4                 | 97.2                         | 99.9                  | 108.2                           | 101.0                   | 99.0             | 99.5                | 101.9              | 102.7                        |                         |
| 2014             | -                     | 108.6                                                                    | 110.8                 | 103.4                        | 101.2                 | 126.2                           | 104.8                   | 103.1            | 104.2               | 102.4              | 103.2                        |                         |
| 2015             | -                     | 111.4                                                                    | 114.0                 | 108.7                        | 101.4                 | 129.8                           | 107.3                   | 104.9            | 105.9               | 103.5              | 103.0                        |                         |
| 2015年 3月         | -                     | 111.5                                                                    | 114.2                 | 109.0                        | 101.5                 | 130.4                           | 107.1                   | 104.8            | 105.9               | 103.3              | 102.5                        |                         |
| 4                | -                     | 111.6                                                                    | 114.2                 | 108.9                        | 101.4                 | 130.7                           | 107.1                   | 105.1            | 106.1               | 103.3              | 102.5                        |                         |
| 5                | -                     | 111.7                                                                    | 114.2                 | 108.9                        | 101.5                 | 130.7                           | 107.1                   | 105.4            | 106.1               | 103.7              | 102.5                        |                         |
| 6                | -                     | 111.6                                                                    | 114.2                 | 108.8                        | 101.5                 | 130.7                           | 107.1                   | 105.0            | 106.6               | 103.6              | 103.0                        |                         |
| 7                | -                     | 111.5                                                                    | 114.2                 | 108.7                        | 101.6                 | 130.7                           | 107.1                   | 105.0            | 106.1               | 103.6              | 102.9                        |                         |
| 8                | -                     | 111.3                                                                    | 114.0                 | 108.6                        | 101.5                 | 130.1                           | 107.1                   | 104.8            | 105.9               | 103.6              | 102.9                        |                         |
| 9                | -                     | 111.5                                                                    | 114.1                 | 108.5                        | 101.4                 | 129.8                           | 107.6                   | 105.1            | 105.9               | 103.6              | 103.6                        |                         |
| 10               | -                     | 111.3                                                                    | 113.9                 | 108.5                        | 101.3                 | 129.3                           | 107.6                   | 104.7            | 105.6               | 103.6              | 103.6                        |                         |
| 11               | -                     | 111.1                                                                    | 113.7                 | 108.5                        | 101.3                 | 128.7                           | 107.6                   | 104.4            | 105.6               | 103.6              | 103.6                        |                         |
| 12               | -                     | 110.3                                                                    | 112.6                 | 108.5                        | 101.3                 | 125.1                           | 107.6                   | 104.5            | 105.1               | 103.6              | 103.6                        |                         |
| 2016年 1月         | -                     | 110.1                                                                    | 112.6                 | 108.5                        | 101.3                 | 125.1                           | 107.6                   | 104.0            | 105.1               | 103.6              | 103.6                        |                         |
| 2                | -                     | P 110.0                                                                  | P 112.4               | P 108.5                      | 101.2                 | 124.5                           | 107.6                   | P 103.9          | 105.0               | 103.6              | 103.6                        |                         |
| 3                | -                     | P 109.7                                                                  | P 112.1               | P 108.5                      | 101.1                 | 123.5                           | 107.6                   | P 103.9          | 105.0               | 103.3              | 103.6                        |                         |

注) Pは暫定値  
 Note: The 'P' denotes provisional data.





#### 4. モデル指数 (4) Model index

| 35               | 建物種類 Building type    | ホテル(ビジネス系) Hotel SRC/S 5,003㎡ 10/0 設備 Installation [E. P. A. L] |                       |                              |                       |                                 |                              |                                | 基準時                 | 2005年5月            | 純工事費                         | 145,508万円               |
|------------------|-----------------------|-----------------------------------------------------------------|-----------------------|------------------------------|-----------------------|---------------------------------|------------------------------|--------------------------------|---------------------|--------------------|------------------------------|-------------------------|
| 年月<br>Year Month | 指数種類<br>Kind of Index | 工事原価<br>Construction cost                                       | 純工事費<br>Net work cost | 建 築<br>Building construction | 仮 設<br>Temporary work | 土工・地業<br>Earthwork & Foundation | 軀 体<br>Structural frame      | 仕 上<br>Finishing               | 設 備<br>Installation | 電 気<br>Electricity | 衛 生<br>Plumbing & Sanitation | 空 調<br>Air-conditioning |
|                  | 2011年 平均              | -                                                               | 100.2                 | 98.5                         | 101.6                 | 102.0                           | 102.0                        | 97.5                           | 97.9                | 102.6              | 100.4                        | 110.1                   |
| 2012             | -                     | 101.4                                                           | 100.4                 | 102.8                        | 102.7                 | 107.3                           | 96.6                         | 102.8                          | 98.7                | 110.1              | 109.5                        | 109.5                   |
| 2013             | -                     | 103.8                                                           | 103.9                 | 105.3                        | 104.6                 | 115.2                           | 98.5                         | 103.7                          | 99.7                | 109.8              | 109.7                        | 109.7                   |
| 2014             | -                     | 110.1                                                           | 112.5                 | 113.8                        | 108.0                 | 134.8                           | 102.8                        | 106.7                          | 104.6               | 110.1              | 110.0                        | 110.0                   |
| 2015             | -                     | 114.0                                                           | 117.9                 | 121.7                        | 109.6                 | 140.5                           | 108.1                        | 108.5                          | 107.7               | 110.0              | 110.0                        | 110.0                   |
| 2015年 3月         | -                     | 113.7                                                           | 117.5                 | 122.0                        | 109.4                 | 141.6                           | 106.8                        | 108.4                          | 107.6               | 109.9              | 109.9                        | 109.9                   |
| 4                | -                     | 113.8                                                           | 117.6                 | 122.0                        | 109.9                 | 141.7                           | 106.8                        | 108.4                          | 107.6               | 109.9              | 109.9                        | 109.9                   |
| 5                | -                     | 113.8                                                           | 117.6                 | 122.0                        | 109.9                 | 141.7                           | 106.8                        | 108.6                          | 107.6               | 110.3              | 109.9                        | 109.9                   |
| 6                | -                     | 114.0                                                           | 117.9                 | 121.9                        | 110.0                 | 141.7                           | 107.5                        | 108.4                          | 107.8               | 110.0              | 109.9                        | 109.9                   |
| 7                | -                     | 114.1                                                           | 118.0                 | 121.7                        | 110.0                 | 141.7                           | 107.7                        | 108.5                          | 107.8               | 110.0              | 109.9                        | 109.9                   |
| 8                | -                     | 114.0                                                           | 117.9                 | 121.6                        | 109.9                 | 141.1                           | 107.7                        | 108.5                          | 107.8               | 110.0              | 109.9                        | 109.9                   |
| 9                | -                     | 114.8                                                           | 119.1                 | 121.4                        | 109.7                 | 140.8                           | 110.1                        | 108.6                          | 107.8               | 110.0              | 110.1                        | 110.1                   |
| 10               | -                     | 114.6                                                           | 118.9                 | 121.4                        | 109.6                 | 140.0                           | 110.1                        | 108.5                          | 107.8               | 110.0              | 110.1                        | 110.1                   |
| 11               | -                     | 114.5                                                           | 118.8                 | 121.4                        | 109.5                 | 139.6                           | 110.1                        | 108.4                          | 107.8               | 110.0              | 110.1                        | 110.1                   |
| 12               | -                     | 114.0                                                           | 117.9                 | 121.4                        | 109.1                 | 136.4                           | 110.0                        | 108.6                          | 107.8               | 110.0              | 110.1                        | 110.1                   |
| 2016年 1月         | -                     | 113.9                                                           | 117.8                 | 121.4                        | 109.1                 | 136.4                           | 109.9                        | 108.4                          | 107.8               | 110.1              | 110.1                        | 110.1                   |
| 2                | -                     | P 113.8                                                         | P 117.6               | P 121.4                      | 108.9                 | 135.6                           | 109.9                        | P 108.4                        | 107.9               | 110.1              | 110.1                        | 110.1                   |
| 3                | -                     | P 113.5                                                         | P 117.2               | P 121.4                      | 108.6                 | 134.5                           | 109.7                        | P 108.3                        | 107.9               | 109.7              | 109.7                        | 110.0                   |
| 36               | 建物種類 Building type    | 図書館 Library RC 2,413㎡ 3/0 設備 Installation [E. P. A. L]          |                       |                              |                       |                                 |                              |                                | 基準時                 | 2004年5月            | 純工事費                         | 33,646万円                |
| 年月<br>Year Month | 指数種類<br>Kind of Index | 工事原価<br>Construction cost                                       | 純工事費<br>Net work cost | 建 築<br>Building construction | 基 礎<br>Foundation     | 木 工<br>Carpentry                | 金属製建具<br>Metal door & Window | 内 外 装<br>Int. & Ext. finishing | 設 備<br>Installation | 電 気<br>Electricity | 衛 生<br>Plumbing & Sanitation | 空 調<br>Air-conditioning |
|                  | 2011年 平均              | -                                                               | 98.6                  | 97.1                         | 97.4                  | 103.5                           | 97.1                         | 96.3                           | 101.9               | 95.9               | 114.7                        | 105.5                   |
| 2012             | -                     | 103.5                                                           | 103.9                 | 98.5                         | 104.0                 | 113.3                           | 96.0                         | 102.5                          | 95.0                | 114.7              | 107.1                        |                         |
| 2013             | -                     | 107.5                                                           | 109.2                 | 100.9                        | 107.2                 | 123.3                           | 97.5                         | 103.5                          | 96.4                | 114.2              | 107.5                        |                         |
| 2014             | -                     | 116.4                                                           | 121.2                 | 108.6                        | 111.9                 | 145.2                           | 101.3                        | 105.8                          | 101.3               | 114.8              | 107.8                        |                         |
| 2015             | -                     | 119.6                                                           | 125.4                 | 114.7                        | 113.3                 | 150.4                           | 104.1                        | 106.7                          | 104.2               | 116.3              | 107.0                        |                         |
| 2015年 3月         | -                     | 119.8                                                           | 125.6                 | 115.0                        | 113.3                 | 151.0                           | 103.9                        | 106.7                          | 104.1               | 116.0              | 107.0                        |                         |
| 4                | -                     | 119.8                                                           | 125.7                 | 114.9                        | 113.4                 | 151.3                           | 103.9                        | 106.8                          | 104.1               | 116.0              | 107.0                        |                         |
| 5                | -                     | 119.9                                                           | 125.7                 | 115.0                        | 113.6                 | 151.3                           | 103.9                        | 106.9                          | 104.1               | 116.4              | 107.0                        |                         |
| 6                | -                     | 119.8                                                           | 125.7                 | 114.8                        | 113.8                 | 151.3                           | 103.9                        | 106.6                          | 104.2               | 116.4              | 106.7                        |                         |
| 7                | -                     | 119.8                                                           | 125.7                 | 114.7                        | 113.9                 | 151.3                           | 104.0                        | 106.6                          | 104.2               | 116.4              | 106.7                        |                         |
| 8                | -                     | 119.6                                                           | 125.5                 | 114.5                        | 113.6                 | 150.8                           | 104.0                        | 106.6                          | 104.2               | 116.4              | 106.7                        |                         |
| 9                | -                     | 119.7                                                           | 125.5                 | 114.3                        | 113.1                 | 150.6                           | 104.4                        | 106.9                          | 104.2               | 116.5              | 107.2                        |                         |
| 10               | -                     | 119.6                                                           | 125.3                 | 114.3                        | 113.0                 | 150.1                           | 104.4                        | 106.9                          | 104.2               | 116.5              | 107.2                        |                         |
| 11               | -                     | 119.4                                                           | 125.1                 | 114.3                        | 112.9                 | 149.6                           | 104.4                        | 106.8                          | 104.2               | 116.5              | 107.2                        |                         |
| 12               | -                     | 118.2                                                           | 123.2                 | 114.3                        | 112.7                 | 145.2                           | 104.4                        | 106.9                          | 104.2               | 116.5              | 107.2                        |                         |
| 2016年 1月         | -                     | 118.1                                                           | 123.2                 | 114.3                        | 112.6                 | 145.2                           | 104.4                        | 106.7                          | 104.2               | 116.6              | 107.2                        |                         |
| 2                | -                     | P 117.9                                                         | P 123.0               | P 114.3                      | 112.3                 | 144.7                           | 104.4                        | P 106.7                        | 104.2               | 116.6              | 107.2                        |                         |
| 3                | -                     | P 117.6                                                         | P 122.6               | P 114.3                      | 112.1                 | 143.8                           | 104.4                        | P 106.6                        | 104.2               | 116.1              | 107.1                        |                         |
| 37               | 建物種類 Building type    | 保育園 Nursery school W 1,000㎡ 1/0 設備 Installation [E. P. A]       |                       |                              |                       |                                 |                              |                                | 基準時                 | 2005年10月           | 純工事費                         | 24,240万円                |
| 年月<br>Year Month | 指数種類<br>Kind of Index | 工事原価<br>Construction cost                                       | 純工事費<br>Net work cost | 建 築<br>Building construction | 基 礎<br>Foundation     | 木 工<br>Carpentry                | 金属製建具<br>Metal door & Window | 内 外 装<br>Int. & Ext. finishing | 設 備<br>Installation | 電 気<br>Electricity | 衛 生<br>Plumbing & Sanitation | 空 調<br>Air-conditioning |
|                  | 2011年 平均              | -                                                               | 98.9                  | 95.2                         | 100.0                 | 91.5                            | 104.2                        | 98.1                           | 105.2               | 99.8               | 107.7                        | 105.4                   |
| 2012             | -                     | 99.7                                                            | 96.4                  | 109.1                        | 92.4                  | 104.2                           | 93.0                         | 105.5                          | 98.7                | 107.8              | 106.9                        |                         |
| 2013             | -                     | 102.3                                                           | 100.1                 | 115.3                        | 97.6                  | 104.2                           | 93.6                         | 105.9                          | 100.3               | 107.5              | 107.6                        |                         |
| 2014             | -                     | 105.8                                                           | 104.9                 | 128.3                        | 101.0                 | 104.2                           | 100.9                        | 107.3                          | 105.2               | 107.9              | 107.9                        |                         |
| 2015             | -                     | 107.3                                                           | 107.1                 | 133.1                        | 100.8                 | 104.2                           | 107.8                        | 107.7                          | 108.0               | 108.7              | 106.4                        |                         |
| 2015年 3月         | -                     | 107.3                                                           | 107.1                 | 132.9                        | 101.0                 | 104.2                           | 107.8                        | 107.6                          | 107.9               | 108.5              | 106.4                        |                         |
| 4                | -                     | 107.3                                                           | 107.1                 | 133.7                        | 100.9                 | 104.2                           | 107.8                        | 107.6                          | 107.9               | 108.5              | 106.4                        |                         |
| 5                | -                     | 107.3                                                           | 107.1                 | 133.7                        | 100.9                 | 104.2                           | 107.8                        | 107.8                          | 107.9               | 108.8              | 106.4                        |                         |
| 6                | -                     | 107.4                                                           | 107.2                 | 133.7                        | 100.9                 | 104.2                           | 107.8                        | 107.7                          | 108.1               | 108.7              | 106.1                        |                         |
| 7                | -                     | 107.3                                                           | 107.1                 | 133.7                        | 100.7                 | 104.2                           | 107.8                        | 107.7                          | 108.1               | 108.7              | 106.1                        |                         |
| 8                | -                     | 107.3                                                           | 107.1                 | 133.5                        | 100.7                 | 104.2                           | 107.8                        | 107.7                          | 108.1               | 108.7              | 106.1                        |                         |
| 9                | -                     | 107.4                                                           | 107.1                 | 133.3                        | 100.7                 | 104.2                           | 107.8                        | 107.9                          | 108.1               | 108.8              | 106.8                        |                         |
| 10               | -                     | 107.4                                                           | 107.1                 | 133.1                        | 100.7                 | 104.2                           | 107.8                        | 107.9                          | 108.1               | 108.8              | 106.8                        |                         |
| 11               | -                     | 107.4                                                           | 107.0                 | 132.8                        | 100.7                 | 104.2                           | 107.8                        | 107.9                          | 108.1               | 108.8              | 106.8                        |                         |
| 12               | -                     | 107.2                                                           | 106.8                 | 130.5                        | 100.6                 | 104.2                           | 107.8                        | 107.9                          | 108.1               | 108.8              | 106.8                        |                         |
| 2016年 1月         | -                     | 107.2                                                           | 106.7                 | 130.4                        | 100.6                 | 104.2                           | 107.8                        | 107.9                          | 108.1               | 108.8              | 106.8                        |                         |
| 2                | -                     | P 107.1                                                         | P 106.6               | P 130.2                      | 100.5                 | 104.2                           | 107.8                        | P 107.9                        | 108.2               | 108.8              | 106.8                        |                         |
| 3                | -                     | P 106.9                                                         | P 106.5               | P 129.8                      | 100.4                 | 104.2                           | 107.8                        | P 107.7                        | 108.2               | 108.4              | 106.7                        |                         |

注) Pは暫定値  
Note: The 'P' denotes provisional data.

4. モデル指数 (5) Model index

| 38               | 建物種類 Building type    | 寄宿舎 Dormitory RC 2,207㎡ 5/0 設備 Installation [E. P. A]         |                       |                              |                       |                                 |                         |                  | 基準時                 | 2000年6月            | 純工事費                         | 32,466万円                |
|------------------|-----------------------|---------------------------------------------------------------|-----------------------|------------------------------|-----------------------|---------------------------------|-------------------------|------------------|---------------------|--------------------|------------------------------|-------------------------|
| 年月<br>Year Month | 指数種類<br>Kind of Index | 工事原価<br>Construction cost                                     | 純工事費<br>Net work cost | 建 築<br>Building construction | 仮 設<br>Temporary work | 土工・地業<br>Earthwork & Foundation | 軀 体<br>Structural frame | 仕 上<br>Finishing | 設 備<br>Installation | 電 気<br>Electricity | 衛 生<br>Plumbing & Sanitation | 空 調<br>Air-conditioning |
|                  |                       |                                                               |                       |                              |                       |                                 |                         |                  |                     |                    |                              |                         |
| 2012             | -                     | 93.4                                                          | 92.8                  | 93.1                         | 99.8                  | 109.3                           | 79.4                    | 94.9             | 89.1                | 107.0              | 89.4                         |                         |
| 2013             | -                     | 96.4                                                          | 96.8                  | 95.1                         | 99.9                  | 118.8                           | 80.4                    | 95.5             | 90.5                | 106.6              | 89.7                         |                         |
| 2014             | -                     | 104.0                                                         | 106.7                 | 101.5                        | 100.4                 | 139.4                           | 84.0                    | 97.8             | 95.2                | 107.1              | 89.8                         |                         |
| 2015             | -                     | 107.3                                                         | 110.8                 | 106.4                        | 101.5                 | 144.8                           | 87.1                    | 99.1             | 97.9                | 108.3              | 88.9                         |                         |
| 2015年 3月         | -                     | 107.4                                                         | 111.0                 | 107.0                        | 101.5                 | 145.2                           | 87.0                    | 99.0             | 97.8                | 108.1              | 88.7                         |                         |
| 4                | -                     | 107.5                                                         | 111.1                 | 106.9                        | 101.5                 | 145.6                           | 87.0                    | 99.0             | 97.8                | 108.1              | 88.7                         |                         |
| 5                | -                     | 107.5                                                         | 111.1                 | 106.9                        | 101.5                 | 145.6                           | 87.0                    | 99.0             | 97.8                | 108.3              | 88.7                         |                         |
| 6                | -                     | 107.5                                                         | 111.1                 | 106.7                        | 101.5                 | 145.6                           | 87.0                    | 99.2             | 98.0                | 108.2              | 89.0                         |                         |
| 7                | -                     | 107.5                                                         | 111.0                 | 106.4                        | 101.5                 | 145.6                           | 87.0                    | 99.2             | 98.0                | 108.2              | 88.9                         |                         |
| 8                | -                     | 107.4                                                         | 110.9                 | 106.2                        | 101.5                 | 145.3                           | 87.0                    | 99.2             | 98.0                | 108.2              | 88.9                         |                         |
| 9                | -                     | 107.5                                                         | 111.0                 | 106.0                        | 101.5                 | 145.1                           | 87.4                    | 99.3             | 98.0                | 108.5              | 89.2                         |                         |
| 10               | -                     | 107.4                                                         | 110.9                 | 105.9                        | 101.5                 | 144.7                           | 87.4                    | 99.3             | 98.0                | 108.5              | 89.2                         |                         |
| 11               | -                     | 107.3                                                         | 110.7                 | 105.9                        | 101.5                 | 144.4                           | 87.4                    | 99.3             | 98.0                | 108.5              | 89.2                         |                         |
| 12               | -                     | 106.3                                                         | 109.3                 | 106.0                        | 101.5                 | 140.2                           | 87.4                    | 99.3             | 98.0                | 108.5              | 89.2                         |                         |
| 2016年 1月         | -                     | 106.3                                                         | 109.2                 | 105.9                        | 101.5                 | 140.2                           | 87.4                    | 99.3             | 98.0                | 108.5              | 89.2                         |                         |
| 2                | -                     | P 106.2                                                       | P 109.1               | P 105.9                      | 101.5                 | 139.8                           | 87.4                    | P 99.3           | 98.0                | 108.5              | 89.2                         |                         |
| 3                | -                     | P 105.9                                                       | P 108.8               | P 105.9                      | 101.5                 | 139.1                           | 87.4                    | P 99.1           | 98.0                | 108.0              | 89.2                         |                         |
| 39               | 建物種類 Building type    | 小学校 Primary school RC 5,840㎡ 3/0 設備 Installation [E. P. A. L] |                       |                              |                       |                                 |                         |                  | 基準時                 | 2002年5月            | 純工事費                         | 76,532万円                |
| 2011年 平均         | -                     | 94.9                                                          | 94.0                  | 91.4                         | 102.2                 | 100.3                           | 86.4                    | 98.5             | 91.1                | 109.4              | 93.3                         |                         |
| 2012             | -                     | 98.6                                                          | 98.6                  | 92.3                         | 102.2                 | 113.4                           | 86.3                    | 98.3             | 90.2                | 109.2              | 94.1                         |                         |
| 2013             | -                     | 101.6                                                         | 102.4                 | 94.1                         | 102.3                 | 122.3                           | 87.3                    | 98.7             | 91.5                | 108.7              | 94.3                         |                         |
| 2014             | -                     | 108.9                                                         | 111.2                 | 101.0                        | 102.5                 | 141.9                           | 90.0                    | 100.7            | 96.0                | 109.2              | 94.5                         |                         |
| 2015             | -                     | 111.8                                                         | 114.5                 | 106.4                        | 102.9                 | 146.8                           | 92.3                    | 101.9            | 98.4                | 110.4              | 93.6                         |                         |
| 2015年 3月         | -                     | 111.9                                                         | 114.6                 | 106.7                        | 102.9                 | 147.4                           | 92.1                    | 101.8            | 98.4                | 110.2              | 93.6                         |                         |
| 4                | -                     | 112.0                                                         | 114.8                 | 106.7                        | 102.9                 | 147.8                           | 92.1                    | 101.8            | 98.4                | 110.2              | 93.6                         |                         |
| 5                | -                     | 112.1                                                         | 114.8                 | 106.7                        | 102.9                 | 147.8                           | 92.1                    | 101.9            | 98.4                | 110.4              | 93.6                         |                         |
| 6                | -                     | 112.0                                                         | 114.8                 | 106.6                        | 102.9                 | 147.8                           | 92.1                    | 101.9            | 98.5                | 110.4              | 93.4                         |                         |
| 7                | -                     | 112.0                                                         | 114.7                 | 106.4                        | 103.0                 | 147.8                           | 92.1                    | 101.9            | 98.5                | 110.4              | 93.4                         |                         |
| 8                | -                     | 111.9                                                         | 114.5                 | 106.3                        | 102.9                 | 147.3                           | 92.1                    | 101.9            | 98.5                | 110.4              | 93.4                         |                         |
| 9                | -                     | 111.9                                                         | 114.6                 | 106.1                        | 102.9                 | 147.0                           | 92.6                    | 102.0            | 98.5                | 110.5              | 93.7                         |                         |
| 10               | -                     | 111.8                                                         | 114.4                 | 106.0                        | 102.9                 | 146.4                           | 92.6                    | 102.0            | 98.5                | 110.5              | 93.7                         |                         |
| 11               | -                     | 111.6                                                         | 114.2                 | 106.1                        | 102.9                 | 145.9                           | 92.6                    | 102.0            | 98.5                | 110.5              | 93.7                         |                         |
| 12               | -                     | 110.6                                                         | 112.9                 | 106.1                        | 102.9                 | 142.1                           | 92.6                    | 102.0            | 98.5                | 110.5              | 93.7                         |                         |
| 2016年 1月         | -                     | 110.6                                                         | 112.9                 | 106.0                        | 102.9                 | 142.1                           | 92.6                    | 102.1            | 98.5                | 110.7              | 93.7                         |                         |
| 2                | -                     | P 110.4                                                       | P 112.7               | P 106.0                      | 102.9                 | 141.5                           | 92.6                    | P 102.1          | 98.6                | 110.7              | 93.7                         |                         |
| 3                | -                     | P 110.1                                                       | P 112.4               | P 106.0                      | 102.9                 | 140.6                           | 92.6                    | P 101.8          | 98.6                | 110.0              | 93.5                         |                         |

注) Pは暫定値

Note: The 'P' denotes provisional data.



5. 都市別指数 (1) Index by cities

各都市平成17年平均=100  
2005 average=100

| 1                | 建物種類 Building type       |                              | 集合住宅 Condominium SRC     |                                 |                     |                              |                          |                                 |                     |                              |                          |                                 |                     |            |
|------------------|--------------------------|------------------------------|--------------------------|---------------------------------|---------------------|------------------------------|--------------------------|---------------------------------|---------------------|------------------------------|--------------------------|---------------------------------|---------------------|------------|
|                  | 指数種類<br>Kind of<br>Index | 工事原価<br>Construction<br>cost | 純工事費<br>Net work<br>cost | 建 築<br>Building<br>construction | 設 備<br>Installation | 工事原価<br>Construction<br>cost | 純工事費<br>Net work<br>cost | 建 築<br>Building<br>construction | 設 備<br>Installation | 工事原価<br>Construction<br>cost | 純工事費<br>Net work<br>cost | 建 築<br>Building<br>construction | 設 備<br>Installation | 都市<br>City |
|                  |                          |                              |                          |                                 |                     |                              |                          |                                 |                     |                              |                          |                                 |                     |            |
| 年月<br>Year Month |                          |                              |                          |                                 |                     |                              |                          |                                 |                     |                              |                          |                                 |                     |            |
| 2011 年 平均        | 99.8                     | 99.7                         | 98.5                     | 104.5                           | 99.4                | 99.3                         | 98.0                     | 104.7                           | 97.5                | 97.4                         | 95.7                     | 104.2                           |                     |            |
| 2012             | 99.0                     | 98.9                         | 97.6                     | 104.6                           | 99.6                | 99.5                         | 98.3                     | 104.7                           | 97.0                | 96.9                         | 95.1                     | 104.3                           |                     |            |
| 2013             | 102.1                    | 102.2                        | 101.2                    | 106.2                           | 102.8               | 102.9                        | 102.0                    | 106.4                           | 100.6               | 100.6                        | 99.3                     | 105.9                           |                     |            |
| 2014             | 108.9                    | 109.1                        | 109.2                    | 108.9                           | 110.3               | 110.6                        | 110.9                    | 109.1                           | 107.9               | 108.1                        | 108.0                    | 108.4                           |                     |            |
| 2015             | 111.2                    | 111.5                        | 111.8                    | 110.3                           | 112.9               | 113.2                        | 113.9                    | 110.4                           | 110.3               | 110.5                        | 110.7                    | 109.6                           |                     |            |
| 2015 年 3 月       | 111.6                    | 111.9                        | 112.3                    | 110.1                           | 113.1               | 113.4                        | 114.2                    | 110.3                           | 110.6               | 110.9                        | 111.2                    | 109.5                           |                     |            |
| 4                | 111.4                    | 111.7                        | 112.0                    | 110.4                           | 113.0               | 113.3                        | 114.0                    | 110.5                           | 110.4               | 110.7                        | 110.9                    | 109.7                           |                     |            |
| 5                | 111.3                    | 111.6                        | 111.8                    | 110.7                           | 112.9               | 113.3                        | 113.9                    | 110.9                           | 110.5               | 110.7                        | 110.9                    | 110.0                           |                     |            |
| 6                | 111.4                    | 111.6                        | 111.9                    | 110.6                           | 113.0               | 113.4                        | 114.0                    | 110.8                           | 110.5               | 110.7                        | 110.8                    | 109.9                           |                     |            |
| 7                | 111.3                    | 111.5                        | 111.8                    | 110.5                           | 113.0               | 113.3                        | 114.0                    | 110.6                           | 110.4               | 110.6                        | 110.9                    | 109.7                           |                     |            |
| 8                | 111.1                    | 111.3                        | 111.5                    | 110.2                           | 112.8               | 113.1                        | 113.7                    | 110.3                           | 110.4               | 110.6                        | 110.9                    | 109.5                           |                     |            |
| 9                | 111.4                    | 111.7                        | 112.0                    | 110.4                           | 112.8               | 113.1                        | 113.7                    | 110.5                           | 110.5               | 110.7                        | 111.0                    | 109.7                           |                     |            |
| 10               | 111.1                    | 111.4                        | 111.7                    | 110.1                           | 112.8               | 113.1                        | 113.8                    | 110.2                           | 110.2               | 110.4                        | 110.6                    | 109.4                           |                     |            |
| 11               | 110.8                    | 111.1                        | 111.3                    | 109.9                           | 112.6               | 113.0                        | 113.7                    | 110.0                           | 109.9               | 110.1                        | 110.3                    | 109.2                           |                     |            |
| 12               | 110.5                    | 110.8                        | 111.0                    | 109.8                           | 112.4               | 112.7                        | 113.4                    | 109.8                           | 109.3               | 109.5                        | 109.6                    | 109.0                           |                     |            |
| 2016 年 1 月       | 110.3                    | 110.6                        | 110.8                    | 109.5                           | 112.3               | 112.6                        | 113.4                    | 109.5                           | 109.1               | 109.3                        | 109.5                    | 108.8                           |                     |            |
| 2                | P 110.1                  | P 110.3                      | P 110.5                  | P 109.5                         | P 111.9             | P 112.2                      | P 112.9                  | P 109.5                         | P 108.9             | P 109.1                      | P 109.2                  | P 108.7                         |                     |            |
| 3                | P 109.7                  | P 110.0                      | P 110.1                  | P 109.3                         | P 111.5             | P 111.8                      | P 112.4                  | P 109.3                         | P 108.6             | P 108.8                      | P 108.8                  | P 108.6                         |                     |            |

| 都市<br>City | 広 島 Hiroshima    |                              |                          |                                 | 高 松 Takamatsu       |                              |                          |                                 | 金 沢 Kanazawa        |                              |                          |                                 |                     |
|------------|------------------|------------------------------|--------------------------|---------------------------------|---------------------|------------------------------|--------------------------|---------------------------------|---------------------|------------------------------|--------------------------|---------------------------------|---------------------|
|            | 年月<br>Year Month | 工事原価<br>Construction<br>cost | 純工事費<br>Net work<br>cost | 建 築<br>Building<br>construction | 設 備<br>Installation | 工事原価<br>Construction<br>cost | 純工事費<br>Net work<br>cost | 建 築<br>Building<br>construction | 設 備<br>Installation | 工事原価<br>Construction<br>cost | 純工事費<br>Net work<br>cost | 建 築<br>Building<br>construction | 設 備<br>Installation |
|            |                  |                              |                          |                                 |                     |                              |                          |                                 |                     |                              |                          |                                 |                     |
| 2011 年 平均  | 104.1            | 104.2                        | 104.3                    | 103.6                           | 98.5                | 98.4                         | 97.0                     | 104.3                           | 99.7                | 99.7                         | 98.6                     | 104.1                           |                     |
| 2012       | 103.5            | 103.6                        | 103.6                    | 103.5                           | 97.4                | 97.3                         | 95.6                     | 104.6                           | 99.2                | 99.1                         | 97.9                     | 104.3                           |                     |
| 2013       | 106.4            | 106.6                        | 107.0                    | 105.1                           | 100.7               | 100.7                        | 99.4                     | 106.3                           | 102.2               | 102.2                        | 101.4                    | 105.8                           |                     |
| 2014       | 112.8            | 113.2                        | 114.6                    | 107.3                           | 108.8               | 109.0                        | 109.0                    | 109.1                           | 108.8               | 109.0                        | 109.1                    | 108.2                           |                     |
| 2015       | 115.4            | 115.8                        | 117.5                    | 108.6                           | 111.8               | 112.1                        | 112.6                    | 110.2                           | 109.7               | 109.9                        | 110.0                    | 109.5                           |                     |
| 2015 年 3 月 | 115.3            | 115.7                        | 117.4                    | 108.5                           | 112.2               | 112.5                        | 113.1                    | 110.1                           | 110.3               | 110.6                        | 110.9                    | 109.4                           |                     |
| 4          | 115.1            | 115.5                        | 117.2                    | 108.7                           | 112.1               | 112.4                        | 112.9                    | 110.4                           | 110.2               | 110.4                        | 110.6                    | 109.7                           |                     |
| 5          | 115.8            | 116.3                        | 118.0                    | 109.0                           | 112.1               | 112.4                        | 112.8                    | 110.7                           | 110.2               | 110.4                        | 110.5                    | 110.0                           |                     |
| 6          | 115.8            | 116.1                        | 117.9                    | 108.9                           | 112.0               | 112.2                        | 112.6                    | 110.6                           | 110.2               | 110.4                        | 110.5                    | 109.9                           |                     |
| 7          | 115.7            | 116.1                        | 117.9                    | 108.7                           | 111.9               | 112.1                        | 112.5                    | 110.4                           | 109.8               | 109.9                        | 110.0                    | 109.7                           |                     |
| 8          | 115.6            | 116.0                        | 117.8                    | 108.5                           | 111.6               | 111.9                        | 112.3                    | 110.2                           | 109.5               | 109.6                        | 109.7                    | 109.4                           |                     |
| 9          | 115.7            | 116.2                        | 118.0                    | 108.7                           | 111.9               | 112.2                        | 112.6                    | 110.3                           | 109.4               | 109.6                        | 109.6                    | 109.6                           |                     |
| 10         | 115.4            | 115.8                        | 117.6                    | 108.4                           | 111.7               | 112.0                        | 112.4                    | 110.0                           | 109.1               | 109.3                        | 109.3                    | 109.3                           |                     |
| 11         | 115.0            | 115.4                        | 117.2                    | 108.2                           | 111.4               | 111.6                        | 112.1                    | 109.8                           | 108.9               | 109.1                        | 109.0                    | 109.1                           |                     |
| 12         | 114.8            | 115.2                        | 116.9                    | 108.0                           | 111.1               | 111.3                        | 111.7                    | 109.7                           | 108.5               | 108.7                        | 108.6                    | 109.0                           |                     |
| 2016 年 1 月 | 114.7            | 115.1                        | 116.8                    | 107.8                           | 110.9               | 111.2                        | 111.6                    | 109.4                           | 108.4               | 108.6                        | 108.6                    | 108.7                           |                     |
| 2          | P 114.4          | P 114.8                      | P 116.5                  | P 107.7                         | P 110.7             | P 110.9                      | P 111.3                  | P 109.4                         | P 108.3             | P 108.5                      | P 108.5                  | P 108.7                         |                     |
| 3          | P 114.1          | P 114.5                      | P 116.1                  | P 107.6                         | P 110.3             | P 110.6                      | P 110.9                  | P 109.3                         | P 108.1             | P 108.3                      | P 108.2                  | P 108.5                         |                     |

| 都市<br>City | 新 潟 Niigata      |                              |                          |                                 | 仙 台 Sendai          |                              |                          |                                 | 札 幌 Sapporo         |                              |                          |                                 |                     |
|------------|------------------|------------------------------|--------------------------|---------------------------------|---------------------|------------------------------|--------------------------|---------------------------------|---------------------|------------------------------|--------------------------|---------------------------------|---------------------|
|            | 年月<br>Year Month | 工事原価<br>Construction<br>cost | 純工事費<br>Net work<br>cost | 建 築<br>Building<br>construction | 設 備<br>Installation | 工事原価<br>Construction<br>cost | 純工事費<br>Net work<br>cost | 建 築<br>Building<br>construction | 設 備<br>Installation | 工事原価<br>Construction<br>cost | 純工事費<br>Net work<br>cost | 建 築<br>Building<br>construction | 設 備<br>Installation |
|            |                  |                              |                          |                                 |                     |                              |                          |                                 |                     |                              |                          |                                 |                     |
| 2011 年 平均  | 99.5             | 99.4                         | 98.2                     | 104.2                           | 100.1               | 100.1                        | 99.2                     | 104.0                           | 97.3                | 97.2                         | 95.4                     | 104.4                           |                     |
| 2012       | 99.6             | 99.5                         | 98.4                     | 104.4                           | 104.8               | 104.9                        | 104.7                    | 105.9                           | 98.4                | 98.3                         | 96.8                     | 104.6                           |                     |
| 2013       | 103.2            | 103.3                        | 102.7                    | 105.8                           | 111.6               | 112.0                        | 113.0                    | 108.2                           | 102.0               | 102.0                        | 100.9                    | 106.5                           |                     |
| 2014       | 110.6            | 110.9                        | 111.5                    | 108.2                           | 120.6               | 121.2                        | 123.6                    | 111.3                           | 109.0               | 109.2                        | 109.2                    | 109.3                           |                     |
| 2015       | 112.7            | 113.0                        | 113.8                    | 109.5                           | 124.6               | 125.4                        | 128.5                    | 112.3                           | 112.9               | 113.2                        | 113.8                    | 110.8                           |                     |
| 2015 年 3 月 | 113.1            | 113.5                        | 114.4                    | 109.5                           | 124.9               | 125.6                        | 128.8                    | 112.2                           | 113.0               | 113.3                        | 113.9                    | 110.6                           |                     |
| 4          | 112.9            | 113.3                        | 114.1                    | 109.7                           | 124.7               | 125.5                        | 128.6                    | 112.5                           | 113.0               | 113.3                        | 113.8                    | 111.0                           |                     |
| 5          | 113.0            | 113.3                        | 114.1                    | 110.0                           | 124.8               | 125.6                        | 128.6                    | 112.8                           | 113.0               | 113.4                        | 113.9                    | 111.3                           |                     |
| 6          | 113.0            | 113.3                        | 114.1                    | 109.9                           | 125.0               | 125.8                        | 128.9                    | 112.7                           | 113.2               | 113.5                        | 114.0                    | 111.2                           |                     |
| 7          | 113.0            | 113.3                        | 114.1                    | 109.7                           | 125.0               | 125.7                        | 128.9                    | 112.5                           | 113.1               | 113.3                        | 113.9                    | 111.0                           |                     |
| 8          | 112.6            | 112.9                        | 113.7                    | 109.5                           | 124.7               | 125.4                        | 128.6                    | 112.3                           | 113.0               | 113.3                        | 113.9                    | 110.7                           |                     |
| 9          | 112.6            | 112.9                        | 113.7                    | 109.6                           | 124.8               | 125.6                        | 128.8                    | 112.4                           | 113.1               | 113.4                        | 114.0                    | 110.9                           |                     |
| 10         | 112.2            | 112.5                        | 113.3                    | 109.3                           | 124.5               | 125.2                        | 128.4                    | 112.1                           | 112.7               | 113.0                        | 113.5                    | 110.6                           |                     |
| 11         | 112.0            | 112.3                        | 113.1                    | 109.1                           | 124.3               | 125.0                        | 128.1                    | 111.9                           | 112.6               | 112.9                        | 113.5                    | 110.4                           |                     |
| 12         | 111.7            | 112.0                        | 112.7                    | 109.0                           | 123.8               | 124.5                        | 127.6                    | 111.8                           | 112.5               | 112.8                        | 113.4                    | 110.2                           |                     |
| 2016 年 1 月 | 111.6            | 111.9                        | 112.6                    | 108.7                           | 123.7               | 124.5                        | 127.6                    | 111.5                           | 112.2               | 112.5                        | 113.2                    | 110.0                           |                     |
| 2          | P 111.5          | P 111.8                      | P 112.5                  | P 108.7                         | P 123.4             | P 124.1                      | P 127.2                  | P 111.6                         | P 112.1             | P 112.4                      | P 113.0                  | P 109.9                         |                     |
| 3          | P 111.3          | P 111.6                      | P 112.3                  | P 108.6                         | P 123.2             | P 123.9                      | P 126.9                  | P 111.4                         | P 112.0             | P 112.4                      | P 113.0                  | P 109.8                         |                     |

注) Pは暫定値  
Note: The 'P' denotes provisional data.

5. 都市別指数 (2) Index by cities

各都市平成17年平均=100  
2005 average=100

| 2                | 建物種類 Building type       |                              | 集合住宅 Condominium R C     |                                 |                     |                              |                          |                                 |                     |                              |                          |                                 |                     |              |                 |
|------------------|--------------------------|------------------------------|--------------------------|---------------------------------|---------------------|------------------------------|--------------------------|---------------------------------|---------------------|------------------------------|--------------------------|---------------------------------|---------------------|--------------|-----------------|
|                  | 指数種類<br>Kind of<br>Index | 工事原価<br>Construction<br>cost | 純工事費<br>Net work<br>cost | 建 築<br>Building<br>construction | 設 備<br>Installation | 工事原価<br>Construction<br>cost | 純工事費<br>Net work<br>cost | 建 築<br>Building<br>construction | 設 備<br>Installation | 工事原価<br>Construction<br>cost | 純工事費<br>Net work<br>cost | 建 築<br>Building<br>construction | 設 備<br>Installation | 都市<br>City   |                 |
|                  |                          |                              |                          |                                 |                     |                              |                          |                                 |                     |                              |                          |                                 |                     | 大 阪<br>Osaka | 名 古 屋<br>Nagoya |
| 年月<br>Year Month |                          |                              |                          |                                 |                     |                              |                          |                                 |                     |                              |                          |                                 |                     |              |                 |
| 2011 年平均         | 100.0                    | 99.9                         | 98.4                     | 105.5                           | 99.4                | 99.3                         | 97.6                     | 105.6                           | 97.7                | 97.5                         | 95.5                     | 105.1                           |                     |              |                 |
| 2012             | 99.9                     | 99.8                         | 98.3                     | 105.4                           | 100.2               | 100.2                        | 98.8                     | 105.6                           | 97.6                | 97.5                         | 95.4                     | 105.2                           |                     |              |                 |
| 2013             | 102.8                    | 102.9                        | 101.9                    | 106.8                           | 103.4               | 103.5                        | 102.5                    | 107.1                           | 101.2               | 101.3                        | 99.8                     | 106.6                           |                     |              |                 |
| 2014             | 109.1                    | 109.4                        | 109.5                    | 109.3                           | 110.4               | 110.8                        | 111.1                    | 109.6                           | 108.2               | 108.5                        | 108.4                    | 108.9                           |                     |              |                 |
| 2015             | 111.7                    | 112.1                        | 112.4                    | 110.6                           | 113.1               | 113.5                        | 114.3                    | 110.8                           | 110.5               | 110.9                        | 111.1                    | 110.0                           |                     |              |                 |
| 2015 年 3 月       | 111.8                    | 112.2                        | 112.7                    | 110.5                           | 113.1               | 113.6                        | 114.4                    | 110.7                           | 110.7               | 111.1                        | 111.4                    | 109.9                           |                     |              |                 |
| 4                | 111.8                    | 112.2                        | 112.5                    | 110.7                           | 113.1               | 113.6                        | 114.3                    | 110.9                           | 110.6               | 110.9                        | 111.1                    | 110.1                           |                     |              |                 |
| 5                | 111.7                    | 112.1                        | 112.4                    | 111.0                           | 113.0               | 113.5                        | 114.1                    | 111.2                           | 110.6               | 111.0                        | 111.1                    | 110.4                           |                     |              |                 |
| 6                | 111.8                    | 112.2                        | 112.5                    | 111.1                           | 113.2               | 113.6                        | 114.3                    | 111.3                           | 110.7               | 111.0                        | 111.2                    | 110.4                           |                     |              |                 |
| 7                | 111.7                    | 112.0                        | 112.3                    | 110.9                           | 113.2               | 113.6                        | 114.3                    | 111.0                           | 110.7               | 111.0                        | 111.2                    | 110.2                           |                     |              |                 |
| 8                | 111.5                    | 111.9                        | 112.2                    | 110.6                           | 112.9               | 113.3                        | 114.0                    | 110.7                           | 110.6               | 110.9                        | 111.2                    | 109.9                           |                     |              |                 |
| 9                | 112.0                    | 112.4                        | 112.8                    | 110.7                           | 112.9               | 113.4                        | 114.1                    | 110.8                           | 110.8               | 111.1                        | 111.4                    | 110.0                           |                     |              |                 |
| 10               | 111.7                    | 112.1                        | 112.5                    | 110.4                           | 113.1               | 113.6                        | 114.4                    | 110.5                           | 110.5               | 110.8                        | 111.1                    | 109.8                           |                     |              |                 |
| 11               | 111.5                    | 111.8                        | 112.3                    | 110.3                           | 113.0               | 113.4                        | 114.2                    | 110.4                           | 110.3               | 110.6                        | 110.8                    | 109.6                           |                     |              |                 |
| 12               | 111.2                    | 111.6                        | 112.0                    | 110.1                           | 112.7               | 113.2                        | 114.0                    | 110.2                           | 109.7               | 110.0                        | 110.1                    | 109.4                           |                     |              |                 |
| 2016 年 1 月       | 111.1                    | 111.5                        | 111.9                    | 109.9                           | 112.6               | 113.1                        | 114.0                    | 110.0                           | 109.6               | 109.9                        | 110.1                    | 109.2                           |                     |              |                 |
| 2                | P 110.9                  | P 111.3                      | P 111.7                  | P 109.9                         | P 112.4             | P 112.9                      | P 113.7                  | P 109.9                         | P 109.4             | P 109.7                      | P 109.8                  | P 109.2                         |                     |              |                 |
| 3                | P 110.6                  | P 111.0                      | P 111.3                  | P 109.7                         | P 112.2             | P 112.6                      | P 113.4                  | P 109.7                         | P 109.1             | P 109.4                      | P 109.5                  | P 109.0                         |                     |              |                 |

| 都市<br>City | 広 島 Hiroshima    |                              |                          |                                 | 高 松 Takamatsu       |                              |                          |                                 | 金 沢 Kanazawa        |                              |                          |                                 |                     |
|------------|------------------|------------------------------|--------------------------|---------------------------------|---------------------|------------------------------|--------------------------|---------------------------------|---------------------|------------------------------|--------------------------|---------------------------------|---------------------|
|            | 年月<br>Year Month | 工事原価<br>Construction<br>cost | 純工事費<br>Net work<br>cost | 建 築<br>Building<br>construction | 設 備<br>Installation | 工事原価<br>Construction<br>cost | 純工事費<br>Net work<br>cost | 建 築<br>Building<br>construction | 設 備<br>Installation | 工事原価<br>Construction<br>cost | 純工事費<br>Net work<br>cost | 建 築<br>Building<br>construction | 設 備<br>Installation |
|            |                  |                              |                          |                                 |                     |                              |                          |                                 |                     |                              |                          |                                 |                     |
| 2011 年平均   | 104.3            | 104.4                        | 104.4                    | 104.6                           | 98.5                | 98.4                         | 96.5                     | 105.3                           | 99.9                | 99.8                         | 98.4                     | 105.1                           |                     |
| 2012       | 104.3            | 104.5                        | 104.5                    | 104.4                           | 98.0                | 97.8                         | 95.8                     | 105.5                           | 99.9                | 99.9                         | 98.5                     | 105.2                           |                     |
| 2013       | 107.0            | 107.3                        | 107.8                    | 105.8                           | 101.2               | 101.2                        | 99.6                     | 107.0                           | 102.9               | 103.0                        | 102.0                    | 106.5                           |                     |
| 2014       | 112.9            | 113.4                        | 114.9                    | 107.8                           | 108.7               | 109.0                        | 108.8                    | 109.6                           | 108.8               | 109.1                        | 109.2                    | 108.7                           |                     |
| 2015       | 115.7            | 116.2                        | 118.2                    | 109.0                           | 111.9               | 112.3                        | 112.8                    | 110.6                           | 109.9               | 110.2                        | 110.3                    | 109.9                           |                     |
| 2015 年 3 月 | 115.3            | 115.9                        | 117.8                    | 108.9                           | 112.1               | 112.5                        | 113.0                    | 110.5                           | 110.3               | 110.7                        | 110.9                    | 109.9                           |                     |
| 4          | 115.3            | 115.8                        | 117.6                    | 109.1                           | 112.1               | 112.4                        | 112.9                    | 110.8                           | 110.3               | 110.6                        | 110.7                    | 110.1                           |                     |
| 5          | 116.0            | 116.6                        | 118.5                    | 109.4                           | 112.0               | 112.4                        | 112.8                    | 111.1                           | 110.3               | 110.6                        | 110.7                    | 110.4                           |                     |
| 6          | 116.0            | 116.6                        | 118.5                    | 109.4                           | 112.0               | 112.4                        | 112.7                    | 111.1                           | 110.3               | 110.6                        | 110.7                    | 110.4                           |                     |
| 7          | 116.0            | 116.5                        | 118.5                    | 109.2                           | 111.9               | 112.2                        | 112.6                    | 110.8                           | 109.9               | 110.1                        | 110.1                    | 110.2                           |                     |
| 8          | 115.8            | 116.3                        | 118.3                    | 108.9                           | 111.7               | 112.0                        | 112.4                    | 110.6                           | 109.7               | 110.0                        | 110.0                    | 109.9                           |                     |
| 9          | 116.0            | 116.6                        | 118.7                    | 109.0                           | 112.1               | 112.5                        | 113.0                    | 110.7                           | 109.8               | 110.0                        | 110.1                    | 110.0                           |                     |
| 10         | 115.8            | 116.3                        | 118.4                    | 108.8                           | 111.9               | 112.3                        | 112.8                    | 110.4                           | 109.5               | 109.8                        | 109.8                    | 109.7                           |                     |
| 11         | 115.5            | 116.1                        | 118.1                    | 108.6                           | 111.7               | 112.1                        | 112.5                    | 110.3                           | 109.3               | 109.5                        | 109.5                    | 109.6                           |                     |
| 12         | 115.4            | 115.9                        | 118.0                    | 108.4                           | 111.4               | 111.8                        | 112.3                    | 110.0                           | 109.0               | 109.3                        | 109.2                    | 109.4                           |                     |
| 2016 年 1 月 | 115.3            | 115.9                        | 118.0                    | 108.2                           | 111.3               | 111.7                        | 112.2                    | 109.9                           | 108.9               | 109.2                        | 109.2                    | 109.2                           |                     |
| 2          | P 115.1          | P 115.7                      | P 117.7                  | P 108.2                         | P 111.1             | P 111.5                      | P 112.0                  | P 109.9                         | P 108.8             | P 109.1                      | P 109.1                  | P 109.2                         |                     |
| 3          | P 114.8          | P 115.4                      | P 117.4                  | P 108.0                         | P 110.9             | P 111.2                      | P 111.6                  | P 109.7                         | P 108.7             | P 109.0                      | P 108.9                  | P 109.0                         |                     |

| 都市<br>City | 新 潟 Niigata      |                              |                          |                                 | 仙 台 Sendai          |                              |                          |                                 | 札 幌 Sapporo         |                              |                          |                                 |                     |
|------------|------------------|------------------------------|--------------------------|---------------------------------|---------------------|------------------------------|--------------------------|---------------------------------|---------------------|------------------------------|--------------------------|---------------------------------|---------------------|
|            | 年月<br>Year Month | 工事原価<br>Construction<br>cost | 純工事費<br>Net work<br>cost | 建 築<br>Building<br>construction | 設 備<br>Installation | 工事原価<br>Construction<br>cost | 純工事費<br>Net work<br>cost | 建 築<br>Building<br>construction | 設 備<br>Installation | 工事原価<br>Construction<br>cost | 純工事費<br>Net work<br>cost | 建 築<br>Building<br>construction | 設 備<br>Installation |
|            |                  |                              |                          |                                 |                     |                              |                          |                                 |                     |                              |                          |                                 |                     |
| 2011 年平均   | 99.8             | 99.7                         | 98.2                     | 105.2                           | 100.3               | 100.3                        | 99.0                     | 105.0                           | 97.3                | 97.1                         | 94.9                     | 105.4                           |                     |
| 2012       | 100.5            | 100.5                        | 99.2                     | 105.3                           | 106.0               | 106.3                        | 106.1                    | 106.9                           | 98.8                | 98.6                         | 96.8                     | 105.4                           |                     |
| 2013       | 104.1            | 104.3                        | 103.7                    | 106.6                           | 113.4               | 114.0                        | 115.4                    | 109.0                           | 102.4               | 102.5                        | 101.2                    | 107.1                           |                     |
| 2014       | 111.0            | 111.4                        | 112.1                    | 108.8                           | 121.9               | 122.8                        | 125.7                    | 112.0                           | 109.2               | 109.4                        | 109.3                    | 109.8                           |                     |
| 2015       | 113.2            | 113.7                        | 114.7                    | 110.0                           | 126.2               | 127.3                        | 131.2                    | 112.9                           | 113.0               | 113.5                        | 114.1                    | 111.1                           |                     |
| 2015 年 3 月 | 113.5            | 113.9                        | 115.0                    | 109.9                           | 126.2               | 127.3                        | 131.2                    | 112.8                           | 113.0               | 113.4                        | 114.1                    | 110.9                           |                     |
| 4          | 113.4            | 113.8                        | 114.8                    | 110.1                           | 126.2               | 127.3                        | 131.1                    | 113.1                           | 113.0               | 113.4                        | 114.0                    | 111.3                           |                     |
| 5          | 113.4            | 113.8                        | 114.8                    | 110.4                           | 126.2               | 127.3                        | 131.1                    | 113.4                           | 113.0               | 113.5                        | 114.0                    | 111.6                           |                     |
| 6          | 113.4            | 113.8                        | 114.7                    | 110.5                           | 126.5               | 127.6                        | 131.4                    | 113.4                           | 113.2               | 113.6                        | 114.1                    | 111.7                           |                     |
| 7          | 113.4            | 113.8                        | 114.7                    | 110.2                           | 126.5               | 127.6                        | 131.4                    | 113.1                           | 113.1               | 113.5                        | 114.0                    | 111.4                           |                     |
| 8          | 113.1            | 113.5                        | 114.5                    | 109.9                           | 126.2               | 127.3                        | 131.2                    | 112.9                           | 113.1               | 113.4                        | 114.1                    | 111.1                           |                     |
| 9          | 113.3            | 113.7                        | 114.7                    | 110.0                           | 126.4               | 127.6                        | 131.5                    | 113.0                           | 113.3               | 113.7                        | 114.4                    | 111.2                           |                     |
| 10         | 113.0            | 113.4                        | 114.4                    | 109.8                           | 126.2               | 127.3                        | 131.2                    | 112.7                           | 112.9               | 113.4                        | 114.0                    | 110.9                           |                     |
| 11         | 112.8            | 113.2                        | 114.2                    | 109.6                           | 126.0               | 127.1                        | 131.0                    | 112.6                           | 112.9               | 113.3                        | 114.0                    | 110.8                           |                     |
| 12         | 112.5            | 112.9                        | 113.9                    | 109.4                           | 125.5               | 126.6                        | 130.4                    | 112.3                           | 112.7               | 113.2                        | 113.9                    | 110.6                           |                     |
| 2016 年 1 月 | 112.4            | 112.9                        | 113.9                    | 109.2                           | 125.4               | 126.5                        | 130.4                    | 112.2                           | 112.5               | 113.0                        | 113.7                    | 110.4                           |                     |
| 2          | P 112.3          | P 112.8                      | P 113.8                  | P 109.2                         | P 125.3             | P 126.4                      | P 130.2                  | P 112.2                         | P 112.5             | P 112.9                      | P 113.6                  | P 110.3                         |                     |
| 3          | P 112.2          | P 112.6                      | P 113.6                  | P 109.0                         | P 125.1             | P 126.2                      | P 130.0                  | P 112.0                         | P 112.4             | P 112.8                      | P 113.5                  | P 110.2                         |                     |

注) Pは暫定値  
Note: The 'P' denotes provisional data.

5. 都市別指数 (3) Index by cities

各都市平成17年平均=100  
2005 average=100

| 4                | 建物種類 Building type       |                              | 事務所 Office SRC           |                                 |                     |                              | 事務所 Office SRC           |                                 | 事務所 Office SRC      |                              | 事務所 Office SRC           |                                 |                     |
|------------------|--------------------------|------------------------------|--------------------------|---------------------------------|---------------------|------------------------------|--------------------------|---------------------------------|---------------------|------------------------------|--------------------------|---------------------------------|---------------------|
|                  | 指数種類<br>Kind of<br>Index | 工事原価<br>Construction<br>cost | 純工事費<br>Net work<br>cost | 建 築<br>Building<br>construction | 設 備<br>Installation | 工事原価<br>Construction<br>cost | 純工事費<br>Net work<br>cost | 建 築<br>Building<br>construction | 設 備<br>Installation | 工事原価<br>Construction<br>cost | 純工事費<br>Net work<br>cost | 建 築<br>Building<br>construction | 設 備<br>Installation |
|                  |                          |                              |                          |                                 |                     |                              |                          |                                 |                     |                              |                          |                                 |                     |
| 都市<br>City       |                          |                              |                          |                                 |                     |                              |                          |                                 |                     |                              |                          |                                 |                     |
| 年月<br>Year Month |                          |                              |                          |                                 |                     |                              |                          |                                 |                     |                              |                          |                                 |                     |
| 2011 年平均         | 100.6                    | 100.6                        | 99.5                     | 103.6                           | 100.3               | 100.2                        | 99.0                     | 103.7                           | 98.8                | 98.7                         | 97.1                     | 103.4                           |                     |
| 2012             | 99.4                     | 99.3                         | 97.9                     | 103.6                           | 99.7                | 99.6                         | 98.3                     | 103.7                           | 98.0                | 97.9                         | 96.0                     | 103.4                           |                     |
| 2013             | 101.9                    | 101.9                        | 100.8                    | 105.5                           | 102.4               | 102.5                        | 101.4                    | 105.7                           | 100.7               | 100.7                        | 99.1                     | 105.3                           |                     |
| 2014             | 107.7                    | 107.9                        | 107.8                    | 108.3                           | 108.8               | 109.2                        | 109.4                    | 108.5                           | 106.8               | 107.0                        | 106.6                    | 108.0                           |                     |
| 2015             | 109.9                    | 110.2                        | 110.5                    | 109.4                           | 111.4               | 111.8                        | 112.6                    | 109.6                           | 109.1               | 109.4                        | 109.5                    | 109.0                           |                     |
| 2015 年 3 月       | 110.3                    | 110.7                        | 111.1                    | 109.3                           | 111.6               | 112.1                        | 112.9                    | 109.5                           | 109.4               | 109.8                        | 110.1                    | 108.9                           |                     |
| 4                | 110.2                    | 110.5                        | 110.9                    | 109.5                           | 111.5               | 112.0                        | 112.7                    | 109.7                           | 109.3               | 109.6                        | 109.7                    | 109.2                           |                     |
| 5                | 110.1                    | 110.4                        | 110.6                    | 109.8                           | 111.5               | 112.0                        | 112.6                    | 110.0                           | 109.4               | 109.7                        | 109.8                    | 109.4                           |                     |
| 6                | 110.2                    | 110.5                        | 110.8                    | 109.7                           | 111.7               | 112.1                        | 112.8                    | 109.9                           | 109.3               | 109.6                        | 109.7                    | 109.3                           |                     |
| 7                | 110.1                    | 110.4                        | 110.7                    | 109.6                           | 111.7               | 112.0                        | 112.8                    | 109.7                           | 109.4               | 109.6                        | 109.7                    | 109.1                           |                     |
| 8                | 109.9                    | 110.2                        | 110.5                    | 109.3                           | 111.5               | 111.8                        | 112.6                    | 109.5                           | 109.3               | 109.5                        | 109.7                    | 108.9                           |                     |
| 9                | 110.0                    | 110.3                        | 110.5                    | 109.6                           | 111.4               | 111.8                        | 112.5                    | 109.7                           | 109.3               | 109.5                        | 109.7                    | 109.2                           |                     |
| 10               | 109.7                    | 110.0                        | 110.2                    | 109.3                           | 111.3               | 111.7                        | 112.4                    | 109.4                           | 108.9               | 109.2                        | 109.3                    | 108.9                           |                     |
| 11               | 109.4                    | 109.7                        | 109.9                    | 109.1                           | 111.2               | 111.6                        | 112.4                    | 109.3                           | 108.7               | 109.0                        | 109.0                    | 108.7                           |                     |
| 12               | 109.2                    | 109.5                        | 109.6                    | 109.1                           | 110.9               | 111.3                        | 112.1                    | 109.1                           | 108.3               | 108.5                        | 108.5                    | 108.6                           |                     |
| 2016 年 1 月       | 109.0                    | 109.3                        | 109.4                    | 108.8                           | 110.8               | 111.3                        | 112.1                    | 108.9                           | 108.1               | 108.4                        | 108.3                    | 108.4                           |                     |
| 2                | P 108.8                  | P 109.1                      | P 109.1                  | P 108.9                         | P 110.5             | P 110.9                      | P 111.5                  | P 108.9                         | P 107.9             | P 108.2                      | P 108.1                  | P 108.4                         |                     |
| 3                | P 108.5                  | P 108.7                      | P 108.7                  | P 108.8                         | P 110.1             | P 110.5                      | P 111.0                  | P 108.8                         | P 107.7             | P 107.9                      | P 107.8                  | P 108.4                         |                     |

| 都市<br>City | 広 島 Hiroshima    |         |         |         | 高 松 Takamatsu |         |         |         | 金 沢 Kanazawa |         |         |         |
|------------|------------------|---------|---------|---------|---------------|---------|---------|---------|--------------|---------|---------|---------|
|            |                  |         |         |         |               |         |         |         |              |         |         |         |
|            | 年月<br>Year Month |         |         |         |               |         |         |         |              |         |         |         |
| 2011 年平均   | 103.8            | 103.9   | 104.3   | 102.6   | 99.6          | 99.5    | 98.2    | 103.2   | 100.3        | 100.3   | 99.4    | 102.9   |
| 2012       | 102.7            | 102.8   | 102.9   | 102.5   | 98.3          | 98.1    | 96.3    | 103.5   | 99.3         | 99.3    | 98.0    | 103.1   |
| 2013       | 105.1            | 105.3   | 105.6   | 104.3   | 100.8         | 100.8   | 99.2    | 105.5   | 101.7        | 101.7   | 100.7   | 104.8   |
| 2014       | 110.6            | 111.0   | 112.5   | 106.6   | 107.4         | 107.6   | 107.4   | 108.4   | 107.4        | 107.6   | 107.7   | 107.4   |
| 2015       | 113.1            | 113.6   | 115.6   | 107.7   | 110.4         | 110.7   | 111.1   | 109.5   | 108.7        | 108.9   | 109.0   | 108.6   |
| 2015 年 3 月 | 113.1            | 113.6   | 115.6   | 107.6   | 110.8         | 111.2   | 111.8   | 109.4   | 109.3        | 109.6   | 110.0   | 108.6   |
| 4          | 113.0            | 113.5   | 115.4   | 107.8   | 110.7         | 111.1   | 111.5   | 109.7   | 109.2        | 109.5   | 109.7   | 108.8   |
| 5          | 113.6            | 114.1   | 116.1   | 108.1   | 110.7         | 111.1   | 111.5   | 110.0   | 109.1        | 109.5   | 109.6   | 109.1   |
| 6          | 113.5            | 114.0   | 116.0   | 108.0   | 110.6         | 111.0   | 111.3   | 109.8   | 109.2        | 109.4   | 109.6   | 109.0   |
| 7          | 113.5            | 114.0   | 116.1   | 107.8   | 110.6         | 110.9   | 111.3   | 109.7   | 108.9        | 109.1   | 109.2   | 108.8   |
| 8          | 113.4            | 113.9   | 116.0   | 107.6   | 110.4         | 110.6   | 111.0   | 109.4   | 108.6        | 108.8   | 108.8   | 108.6   |
| 9          | 113.4            | 113.9   | 116.0   | 107.9   | 110.5         | 110.8   | 111.2   | 109.7   | 108.4        | 108.6   | 108.6   | 108.8   |
| 10         | 113.1            | 113.6   | 115.6   | 107.6   | 110.2         | 110.5   | 110.9   | 109.4   | 108.1        | 108.3   | 108.2   | 108.5   |
| 11         | 112.7            | 113.2   | 115.2   | 107.4   | 109.9         | 110.3   | 110.6   | 109.2   | 107.9        | 108.2   | 108.1   | 108.3   |
| 12         | 112.5            | 113.0   | 114.9   | 107.3   | 109.7         | 110.0   | 110.3   | 109.1   | 107.6        | 107.8   | 107.6   | 108.2   |
| 2016 年 1 月 | 112.3            | 112.8   | 114.8   | 107.0   | 109.5         | 109.8   | 110.1   | 108.9   | 107.5        | 107.7   | 107.6   | 108.0   |
| 2          | P 112.1          | P 112.6 | P 114.5 | P 107.1 | P 109.3       | P 109.6 | P 109.8 | P 109.0 | P 107.5      | P 107.7 | P 107.6 | P 108.1 |
| 3          | P 111.9          | P 112.3 | P 114.1 | P 107.0 | P 109.0       | P 109.3 | P 109.5 | P 109.0 | P 107.3      | P 107.5 | P 107.3 | P 108.1 |

| 都市<br>City | 新 潟 Niigata      |         |         |         | 仙 台 Sendai |         |         |         | 札 幌 Sapporo |         |         |         |
|------------|------------------|---------|---------|---------|------------|---------|---------|---------|-------------|---------|---------|---------|
|            |                  |         |         |         |            |         |         |         |             |         |         |         |
|            | 年月<br>Year Month |         |         |         |            |         |         |         |             |         |         |         |
| 2011 年平均   | 100.1            | 100.0   | 99.0    | 103.1   | 100.6      | 100.6   | 99.8    | 102.9   | 98.6        | 98.4    | 96.8    | 103.3   |
| 2012       | 99.6             | 99.5    | 98.3    | 103.2   | 103.2      | 103.3   | 102.9   | 104.4   | 99.1        | 99.0    | 97.5    | 103.4   |
| 2013       | 102.4            | 102.5   | 101.6   | 104.9   | 108.4      | 108.8   | 109.4   | 107.0   | 102.1       | 102.1   | 100.9   | 105.6   |
| 2014       | 108.7            | 108.9   | 109.4   | 107.5   | 116.0      | 116.7   | 118.8   | 110.3   | 108.1       | 108.3   | 108.3   | 108.5   |
| 2015       | 110.8            | 111.2   | 112.0   | 108.7   | 119.6      | 120.5   | 123.6   | 111.4   | 111.4       | 111.8   | 112.4   | 109.8   |
| 2015 年 3 月 | 111.2            | 111.7   | 112.7   | 108.6   | 119.8      | 120.7   | 123.9   | 111.3   | 111.5       | 111.9   | 112.6   | 109.7   |
| 4          | 111.1            | 111.5   | 112.4   | 108.8   | 119.8      | 120.6   | 123.7   | 111.5   | 111.5       | 111.9   | 112.6   | 110.0   |
| 5          | 111.2            | 111.6   | 112.4   | 109.1   | 119.8      | 120.7   | 123.7   | 111.8   | 111.6       | 112.0   | 112.6   | 110.3   |
| 6          | 111.2            | 111.6   | 112.5   | 109.0   | 120.1      | 120.9   | 124.0   | 111.7   | 111.7       | 112.1   | 112.7   | 110.2   |
| 7          | 111.2            | 111.6   | 112.5   | 108.8   | 120.1      | 120.9   | 124.1   | 111.5   | 111.7       | 112.0   | 112.7   | 110.0   |
| 8          | 110.8            | 111.2   | 112.0   | 108.6   | 119.8      | 120.6   | 123.8   | 111.3   | 111.6       | 112.0   | 112.7   | 109.8   |
| 9          | 110.7            | 111.1   | 111.9   | 108.8   | 119.8      | 120.7   | 123.8   | 111.5   | 111.6       | 111.9   | 112.6   | 110.0   |
| 10         | 110.3            | 110.7   | 111.4   | 108.6   | 119.5      | 120.3   | 123.4   | 111.2   | 111.1       | 111.5   | 112.1   | 109.7   |
| 11         | 110.2            | 110.5   | 111.3   | 108.4   | 119.3      | 120.2   | 123.2   | 111.1   | 111.1       | 111.4   | 112.1   | 109.5   |
| 12         | 109.8            | 110.2   | 110.8   | 108.3   | 119.0      | 119.8   | 122.8   | 111.0   | 111.0       | 111.4   | 112.0   | 109.4   |
| 2016 年 1 月 | 109.7            | 110.1   | 110.8   | 108.0   | 118.9      | 119.8   | 122.8   | 110.7   | 110.7       | 111.1   | 111.8   | 109.2   |
| 2          | P 109.7          | P 110.1 | P 110.8 | P 108.2 | P 118.7    | P 119.5 | P 122.4 | P 110.9 | P 110.6     | P 111.0 | P 111.6 | P 109.3 |
| 3          | P 109.5          | P 109.9 | P 110.5 | P 108.1 | P 118.5    | P 119.3 | P 122.2 | P 110.8 | P 110.6     | P 111.0 | P 111.6 | P 109.2 |

注) Pは暫定値  
Note: The 'P' denotes provisional data.

5. 都市別指数 (4) Index by cities

各都市平成17年平均=100  
2005 average=100

| 5                | 建物種類 Building type       |                              | 事務所 Office RC            |                                 |                     |                              |                          |                                 |                     |                              |                          |                                 |                     |  |  |
|------------------|--------------------------|------------------------------|--------------------------|---------------------------------|---------------------|------------------------------|--------------------------|---------------------------------|---------------------|------------------------------|--------------------------|---------------------------------|---------------------|--|--|
|                  | 指数種類<br>Kind of<br>Index | 工事原価<br>Construction<br>cost | 純工事費<br>Net work<br>cost | 建 築<br>Building<br>construction | 設 備<br>Installation | 工事原価<br>Construction<br>cost | 純工事費<br>Net work<br>cost | 建 築<br>Building<br>construction | 設 備<br>Installation | 工事原価<br>Construction<br>cost | 純工事費<br>Net work<br>cost | 建 築<br>Building<br>construction | 設 備<br>Installation |  |  |
|                  |                          |                              |                          |                                 |                     |                              |                          |                                 |                     |                              |                          |                                 |                     |  |  |
| 都市<br>City       | 大 阪 Osaka                |                              |                          |                                 | 名 古 屋 Nagoya        |                              |                          |                                 | 福 岡 Fukuoka         |                              |                          |                                 |                     |  |  |
| 年月<br>Year Month |                          |                              |                          |                                 |                     |                              |                          |                                 |                     |                              |                          |                                 |                     |  |  |
| 2011 年平均         | 101.0                    | 100.9                        | 99.4                     | 104.2                           | 100.4               | 100.3                        | 98.5                     | 104.2                           | 98.9                | 98.8                         | 96.5                     | 103.9                           |                     |  |  |
| 2012             | 100.5                    | 100.5                        | 98.9                     | 104.1                           | 100.7               | 100.7                        | 99.1                     | 104.2                           | 98.6                | 98.5                         | 96.1                     | 103.9                           |                     |  |  |
| 2013             | 103.0                    | 103.1                        | 101.9                    | 105.8                           | 103.4               | 103.6                        | 102.4                    | 106.1                           | 101.6               | 101.6                        | 99.8                     | 105.6                           |                     |  |  |
| 2014             | 108.6                    | 108.9                        | 109.1                    | 108.4                           | 109.7               | 110.0                        | 110.6                    | 108.6                           | 107.7               | 107.9                        | 107.8                    | 108.1                           |                     |  |  |
| 2015             | 110.9                    | 111.2                        | 112.0                    | 109.4                           | 112.1               | 112.5                        | 113.9                    | 109.5                           | 109.7               | 110.0                        | 110.5                    | 109.0                           |                     |  |  |
| 2015 年 3 月       | 111.0                    | 111.4                        | 112.4                    | 109.3                           | 112.2               | 112.6                        | 114.1                    | 109.4                           | 109.9               | 110.2                        | 110.8                    | 108.9                           |                     |  |  |
| 4                | 111.0                    | 111.3                        | 112.2                    | 109.5                           | 112.2               | 112.6                        | 113.9                    | 109.7                           | 109.8               | 110.1                        | 110.6                    | 109.1                           |                     |  |  |
| 5                | 110.9                    | 111.3                        | 112.0                    | 109.7                           | 112.1               | 112.5                        | 113.8                    | 109.9                           | 109.9               | 110.2                        | 110.6                    | 109.3                           |                     |  |  |
| 6                | 111.1                    | 111.4                        | 112.1                    | 109.8                           | 112.3               | 112.7                        | 113.9                    | 110.0                           | 110.0               | 110.2                        | 110.6                    | 109.4                           |                     |  |  |
| 7                | 111.0                    | 111.3                        | 112.0                    | 109.6                           | 112.3               | 112.6                        | 114.0                    | 109.7                           | 109.9               | 110.2                        | 110.6                    | 109.1                           |                     |  |  |
| 8                | 110.8                    | 111.1                        | 111.9                    | 109.3                           | 112.0               | 112.4                        | 113.7                    | 109.5                           | 109.8               | 110.1                        | 110.6                    | 108.9                           |                     |  |  |
| 9                | 111.0                    | 111.4                        | 112.2                    | 109.6                           | 112.0               | 112.4                        | 113.6                    | 109.7                           | 109.9               | 110.2                        | 110.7                    | 109.1                           |                     |  |  |
| 10               | 110.8                    | 111.1                        | 111.9                    | 109.3                           | 112.0               | 112.4                        | 113.9                    | 109.4                           | 109.6               | 109.9                        | 110.4                    | 108.9                           |                     |  |  |
| 11               | 110.6                    | 110.9                        | 111.6                    | 109.2                           | 111.9               | 112.3                        | 113.7                    | 109.3                           | 109.4               | 109.7                        | 110.1                    | 108.7                           |                     |  |  |
| 12               | 110.3                    | 110.6                        | 111.3                    | 109.0                           | 111.7               | 112.1                        | 113.5                    | 109.1                           | 109.0               | 109.2                        | 109.5                    | 108.5                           |                     |  |  |
| 2016 年 1 月       | 110.2                    | 110.5                        | 111.3                    | 108.9                           | 111.6               | 112.0                        | 113.5                    | 108.9                           | 108.8               | 109.1                        | 109.4                    | 108.4                           |                     |  |  |
| 2                | P 110.1                  | P 110.4                      | P 111.0                  | P 109.0                         | P 111.5             | P 111.9                      | P 113.2                  | P 109.0                         | P 108.7             | P 109.0                      | P 109.2                  | P 108.5                         |                     |  |  |
| 3                | P 109.8                  | P 110.1                      | P 110.7                  | P 108.9                         | P 111.2             | P 111.6                      | P 112.9                  | P 108.9                         | P 108.5             | P 108.7                      | P 108.9                  | P 108.4                         |                     |  |  |

| 都市<br>City | 広 島 Hiroshima    |         |         |         | 高 松 Takamatsu |         |         |         | 金 沢 Kanazawa |         |         |         |  |  |
|------------|------------------|---------|---------|---------|---------------|---------|---------|---------|--------------|---------|---------|---------|--|--|
|            | 年月<br>Year Month |         |         |         |               |         |         |         |              |         |         |         |  |  |
|            |                  |         |         |         |               |         |         |         |              |         |         |         |  |  |
| 2011 年平均   | 104.3            | 104.4   | 105.0   | 103.1   | 99.5          | 99.4    | 97.4    | 103.8   | 100.6        | 100.6   | 99.2    | 103.4   |  |  |
| 2012       | 103.9            | 104.1   | 104.6   | 102.9   | 98.8          | 98.7    | 96.3    | 103.9   | 100.4        | 100.4   | 98.9    | 103.5   |  |  |
| 2013       | 106.3            | 106.5   | 107.4   | 104.6   | 101.5         | 101.5   | 99.5    | 105.8   | 102.9        | 103.0   | 101.9   | 105.2   |  |  |
| 2014       | 111.5            | 111.9   | 114.3   | 106.7   | 108.0         | 108.2   | 108.1   | 108.5   | 108.2        | 108.4   | 108.9   | 107.5   |  |  |
| 2015       | 114.0            | 114.5   | 117.6   | 107.6   | 110.9         | 111.2   | 112.0   | 109.5   | 109.3        | 109.6   | 110.0   | 108.6   |  |  |
| 2015 年 3 月 | 113.7            | 114.2   | 117.3   | 107.5   | 111.1         | 111.5   | 112.4   | 109.4   | 109.7        | 110.0   | 110.7   | 108.5   |  |  |
| 4          | 113.7            | 114.2   | 117.2   | 107.7   | 111.1         | 111.4   | 112.3   | 109.6   | 109.7        | 109.9   | 110.5   | 108.7   |  |  |
| 5          | 114.3            | 114.8   | 118.0   | 107.9   | 111.1         | 111.4   | 112.1   | 109.8   | 109.7        | 110.0   | 110.5   | 108.9   |  |  |
| 6          | 114.4            | 114.8   | 118.0   | 108.0   | 111.1         | 111.4   | 112.1   | 109.9   | 109.8        | 110.0   | 110.5   | 109.0   |  |  |
| 7          | 114.3            | 114.8   | 118.0   | 107.7   | 111.0         | 111.2   | 112.0   | 109.6   | 109.4        | 109.6   | 110.0   | 108.7   |  |  |
| 8          | 114.2            | 114.6   | 117.9   | 107.5   | 110.8         | 111.0   | 111.8   | 109.4   | 109.2        | 109.4   | 109.8   | 108.5   |  |  |
| 9          | 114.3            | 114.7   | 118.0   | 107.7   | 111.0         | 111.3   | 112.1   | 109.6   | 109.1        | 109.4   | 109.7   | 108.7   |  |  |
| 10         | 114.0            | 114.5   | 117.7   | 107.5   | 110.8         | 111.1   | 111.9   | 109.4   | 108.9        | 109.1   | 109.4   | 108.5   |  |  |
| 11         | 113.8            | 114.2   | 117.4   | 107.4   | 110.6         | 110.9   | 111.6   | 109.2   | 108.7        | 108.9   | 109.2   | 108.3   |  |  |
| 12         | 113.6            | 114.0   | 117.2   | 107.2   | 110.3         | 110.6   | 111.3   | 109.0   | 108.4        | 108.6   | 108.9   | 108.1   |  |  |
| 2016 年 1 月 | 113.5            | 113.9   | 117.2   | 107.0   | 110.2         | 110.5   | 111.3   | 108.9   | 108.3        | 108.6   | 108.8   | 108.0   |  |  |
| 2          | P 113.3          | P 113.8 | P 116.9 | P 107.0 | P 110.1       | P 110.4 | P 111.0 | P 109.1 | P 108.3      | P 108.6 | P 108.8 | P 108.1 |  |  |
| 3          | P 113.1          | P 113.5 | P 116.6 | P 107.0 | P 109.8       | P 110.1 | P 110.7 | P 109.0 | P 108.2      | P 108.4 | P 108.6 | P 108.1 |  |  |

| 都市<br>City | 新 潟 Niigata      |         |         |         | 仙 台 Sendai |         |         |         | 札 幌 Sapporo |         |         |         |  |  |
|------------|------------------|---------|---------|---------|------------|---------|---------|---------|-------------|---------|---------|---------|--|--|
|            | 年月<br>Year Month |         |         |         |            |         |         |         |             |         |         |         |  |  |
|            |                  |         |         |         |            |         |         |         |             |         |         |         |  |  |
| 2011 年平均   | 100.6            | 100.6   | 99.1    | 103.7   | 100.9      | 100.9   | 99.7    | 103.5   | 98.7        | 98.5    | 96.0    | 103.8   |  |  |
| 2012       | 100.8            | 100.8   | 99.5    | 103.7   | 105.1      | 105.3   | 105.6   | 104.7   | 99.7        | 99.7    | 97.8    | 103.8   |  |  |
| 2013       | 103.9            | 104.0   | 103.4   | 105.3   | 111.4      | 111.8   | 114.0   | 107.2   | 102.9       | 103.0   | 101.7   | 105.8   |  |  |
| 2014       | 110.0            | 110.3   | 111.5   | 107.6   | 118.8      | 119.6   | 123.8   | 110.3   | 108.9       | 109.2   | 109.5   | 108.5   |  |  |
| 2015       | 112.0            | 112.4   | 114.1   | 108.6   | 122.6      | 123.5   | 129.1   | 111.3   | 112.2       | 112.6   | 113.9   | 109.7   |  |  |
| 2015 年 3 月 | 112.2            | 112.6   | 114.5   | 108.5   | 122.6      | 123.5   | 129.2   | 111.2   | 112.2       | 112.6   | 114.0   | 109.5   |  |  |
| 4          | 112.2            | 112.5   | 114.3   | 108.7   | 122.6      | 123.5   | 129.1   | 111.4   | 112.2       | 112.6   | 113.8   | 109.9   |  |  |
| 5          | 112.2            | 112.6   | 114.3   | 108.9   | 122.7      | 123.5   | 129.1   | 111.6   | 112.3       | 112.7   | 113.8   | 110.1   |  |  |
| 6          | 112.3            | 112.6   | 114.3   | 109.0   | 123.0      | 123.8   | 129.4   | 111.7   | 112.5       | 112.8   | 114.0   | 110.2   |  |  |
| 7          | 112.2            | 112.6   | 114.3   | 108.8   | 122.9      | 123.8   | 129.5   | 111.5   | 112.4       | 112.7   | 113.9   | 109.9   |  |  |
| 8          | 112.0            | 112.3   | 114.0   | 108.5   | 122.7      | 123.5   | 129.2   | 111.3   | 112.3       | 112.6   | 114.0   | 109.7   |  |  |
| 9          | 112.0            | 112.4   | 114.0   | 108.7   | 122.8      | 123.7   | 129.4   | 111.5   | 112.4       | 112.8   | 114.1   | 109.9   |  |  |
| 10         | 111.7            | 112.1   | 113.8   | 108.5   | 122.5      | 123.4   | 129.1   | 111.2   | 112.0       | 112.4   | 113.7   | 109.6   |  |  |
| 11         | 111.5            | 111.9   | 113.5   | 108.4   | 122.3      | 123.2   | 128.8   | 111.1   | 112.0       | 112.4   | 113.7   | 109.5   |  |  |
| 12         | 111.3            | 111.6   | 113.2   | 108.2   | 122.0      | 122.8   | 128.4   | 110.9   | 111.9       | 112.2   | 113.6   | 109.3   |  |  |
| 2016 年 1 月 | 111.2            | 111.5   | 113.2   | 108.0   | 121.9      | 122.8   | 128.3   | 110.7   | 111.7       | 112.0   | 113.4   | 109.1   |  |  |
| 2          | P 111.2          | P 111.5 | P 113.1 | P 108.1 | P 121.8    | P 122.7 | P 128.1 | P 111.0 | P 111.6     | P 112.0 | P 113.3 | P 109.2 |  |  |
| 3          | P 111.0          | P 111.4 | P 112.9 | P 108.1 | P 121.7    | P 122.5 | P 127.9 | P 110.9 | P 111.6     | P 112.0 | P 113.3 | P 109.2 |  |  |

注) Pは暫定値  
Note: The 'P' denotes provisional data.

5. 都市別指数 (5) Index by cities

各都市平成17年平均=100  
2005 average=100

| 6                | 建物種類 Building type       |                              | 事務所 Office S             |                                 |                     |                              |                          |                                 |                     |                              |                          |                                 |                     |  |  |
|------------------|--------------------------|------------------------------|--------------------------|---------------------------------|---------------------|------------------------------|--------------------------|---------------------------------|---------------------|------------------------------|--------------------------|---------------------------------|---------------------|--|--|
|                  | 指数種類<br>Kind of<br>Index | 工事原価<br>Construction<br>cost | 純工事費<br>Net work<br>cost | 建 築<br>Building<br>construction | 設 備<br>Installation | 工事原価<br>Construction<br>cost | 純工事費<br>Net work<br>cost | 建 築<br>Building<br>construction | 設 備<br>Installation | 工事原価<br>Construction<br>cost | 純工事費<br>Net work<br>cost | 建 築<br>Building<br>construction | 設 備<br>Installation |  |  |
|                  |                          |                              |                          |                                 |                     |                              |                          |                                 |                     |                              |                          |                                 |                     |  |  |
| 都市<br>City       | 大 阪 Osaka                |                              |                          |                                 | 名 古 屋 Nagoya        |                              |                          |                                 | 福 岡 Fukuoka         |                              |                          |                                 |                     |  |  |
| 年月<br>Year Month |                          |                              |                          |                                 |                     |                              |                          |                                 |                     |                              |                          |                                 |                     |  |  |
| 2011 年平均         | 101.2                    | 101.2                        | 100.0                    | 103.9                           | 100.6               | 100.6                        | 99.3                     | 104.0                           | 99.5                | 99.4                         | 97.7                     | 103.7                           |                     |  |  |
| 2012             | 99.4                     | 99.4                         | 97.6                     | 103.9                           | 99.4                | 99.3                         | 97.4                     | 104.0                           | 98.3                | 98.2                         | 96.0                     | 103.7                           |                     |  |  |
| 2013             | 101.8                    | 101.8                        | 100.2                    | 105.7                           | 101.7               | 101.8                        | 100.1                    | 106.0                           | 100.5               | 100.4                        | 98.4                     | 105.6                           |                     |  |  |
| 2014             | 107.2                    | 107.4                        | 107.0                    | 108.4                           | 107.6               | 107.8                        | 107.5                    | 108.6                           | 105.9               | 106.1                        | 105.2                    | 108.2                           |                     |  |  |
| 2015             | 109.6                    | 109.8                        | 109.9                    | 109.5                           | 110.2               | 110.5                        | 110.8                    | 109.7                           | 108.5               | 108.7                        | 108.6                    | 109.1                           |                     |  |  |
| 2015 年 3 月       | 110.1                    | 110.4                        | 110.8                    | 109.3                           | 110.5               | 110.8                        | 111.2                    | 109.6                           | 108.9               | 109.2                        | 109.2                    | 109.0                           |                     |  |  |
| 4                | 110.0                    | 110.2                        | 110.5                    | 109.6                           | 110.3               | 110.6                        | 111.0                    | 109.8                           | 108.8               | 109.0                        | 108.9                    | 109.2                           |                     |  |  |
| 5                | 109.8                    | 110.1                        | 110.2                    | 109.8                           | 110.4               | 110.7                        | 110.9                    | 110.1                           | 108.8               | 109.1                        | 108.9                    | 109.5                           |                     |  |  |
| 6                | 109.9                    | 110.2                        | 110.3                    | 109.8                           | 110.5               | 110.8                        | 111.1                    | 110.0                           | 108.8               | 109.0                        | 108.8                    | 109.5                           |                     |  |  |
| 7                | 109.9                    | 110.1                        | 110.3                    | 109.6                           | 110.5               | 110.7                        | 111.1                    | 109.8                           | 108.8               | 108.9                        | 108.8                    | 109.2                           |                     |  |  |
| 8                | 109.6                    | 109.8                        | 110.0                    | 109.4                           | 110.3               | 110.6                        | 111.0                    | 109.5                           | 108.7               | 108.9                        | 108.8                    | 109.0                           |                     |  |  |
| 9                | 109.6                    | 109.9                        | 110.0                    | 109.6                           | 110.3               | 110.6                        | 110.9                    | 109.8                           | 108.7               | 108.9                        | 108.8                    | 109.2                           |                     |  |  |
| 10               | 109.3                    | 109.6                        | 109.7                    | 109.3                           | 110.0               | 110.2                        | 110.5                    | 109.5                           | 108.4               | 108.6                        | 108.5                    | 109.0                           |                     |  |  |
| 11               | 109.1                    | 109.3                        | 109.3                    | 109.2                           | 109.9               | 110.2                        | 110.5                    | 109.3                           | 108.2               | 108.3                        | 108.2                    | 108.8                           |                     |  |  |
| 12               | 108.8                    | 109.0                        | 109.0                    | 109.1                           | 109.7               | 109.9                        | 110.2                    | 109.2                           | 107.9               | 108.0                        | 107.8                    | 108.7                           |                     |  |  |
| 2016 年 1 月       | 108.5                    | 108.8                        | 108.7                    | 108.9                           | 109.6               | 109.9                        | 110.2                    | 109.0                           | 107.6               | 107.8                        | 107.5                    | 108.4                           |                     |  |  |
| 2                | P 108.3                  | P 108.6                      | P 108.4                  | P 109.0                         | P 109.1             | P 109.3                      | P 109.5                  | P 109.0                         | P 107.4             | P 107.6                      | P 107.2                  | P 108.5                         |                     |  |  |
| 3                | P 108.0                  | P 108.2                      | P 108.0                  | P 108.9                         | P 108.6             | P 108.9                      | P 108.9                  | P 108.9                         | P 107.2             | P 107.3                      | P 106.9                  | P 108.4                         |                     |  |  |

| 都市<br>City | 広 島 Hiroshima    |         |         |         | 高 松 Takamatsu |         |         |         | 金 沢 Kanazawa |         |         |         |
|------------|------------------|---------|---------|---------|---------------|---------|---------|---------|--------------|---------|---------|---------|
|            |                  |         |         |         |               |         |         |         |              |         |         |         |
|            | 年月<br>Year Month |         |         |         |               |         |         |         |              |         |         |         |
| 2011 年平均   | 101.9            | 101.9   | 101.6   | 102.9   | 100.2         | 100.1   | 98.7    | 103.6   | 100.6        | 100.5   | 99.4    | 103.2   |
| 2012       | 100.3            | 100.3   | 99.3    | 102.8   | 98.6          | 98.5    | 96.4    | 103.8   | 99.0         | 98.9    | 97.2    | 103.4   |
| 2013       | 102.6            | 102.6   | 101.9   | 104.6   | 100.9         | 100.8   | 98.9    | 105.7   | 101.1        | 101.1   | 99.5    | 105.1   |
| 2014       | 107.9            | 108.1   | 108.6   | 106.8   | 107.0         | 107.1   | 106.5   | 108.5   | 106.6        | 106.8   | 106.5   | 107.5   |
| 2015       | 110.5            | 110.8   | 112.0   | 107.8   | 109.9         | 110.2   | 110.4   | 109.6   | 108.5        | 108.7   | 108.7   | 108.7   |
| 2015 年 3 月 | 110.7            | 111.0   | 112.4   | 107.7   | 110.4         | 110.7   | 111.2   | 109.5   | 109.2        | 109.4   | 109.7   | 108.7   |
| 4          | 110.6            | 110.9   | 112.1   | 107.9   | 110.3         | 110.6   | 110.9   | 109.7   | 109.1        | 109.3   | 109.4   | 108.9   |
| 5          | 110.9            | 111.2   | 112.5   | 108.1   | 110.4         | 110.6   | 110.9   | 110.0   | 109.0        | 109.2   | 109.2   | 109.1   |
| 6          | 110.9            | 111.1   | 112.3   | 108.1   | 110.3         | 110.5   | 110.7   | 109.9   | 109.0        | 109.2   | 109.3   | 109.1   |
| 7          | 110.8            | 111.1   | 112.3   | 107.9   | 110.2         | 110.4   | 110.7   | 109.7   | 108.9        | 109.0   | 109.1   | 108.9   |
| 8          | 110.7            | 111.0   | 112.3   | 107.6   | 110.0         | 110.2   | 110.4   | 109.5   | 108.5        | 108.6   | 108.6   | 108.6   |
| 9          | 110.8            | 111.0   | 112.3   | 107.9   | 110.1         | 110.3   | 110.5   | 109.7   | 108.3        | 108.5   | 108.3   | 108.9   |
| 10         | 110.4            | 110.7   | 112.0   | 107.6   | 109.8         | 110.0   | 110.2   | 109.4   | 108.0        | 108.2   | 108.0   | 108.6   |
| 11         | 110.0            | 110.3   | 111.4   | 107.5   | 109.5         | 109.7   | 109.9   | 109.3   | 107.9        | 108.1   | 107.9   | 108.4   |
| 12         | 109.8            | 110.1   | 111.2   | 107.3   | 109.2         | 109.5   | 109.6   | 109.1   | 107.5        | 107.6   | 107.4   | 108.3   |
| 2016 年 1 月 | 109.6            | 109.8   | 110.9   | 107.1   | 109.0         | 109.2   | 109.3   | 108.9   | 107.4        | 107.6   | 107.3   | 108.1   |
| 2          | P 109.4          | P 109.6 | P 110.6 | P 107.1 | P 108.8       | P 109.1 | P 109.0 | P 109.1 | P 107.4      | P 107.6 | P 107.3 | P 108.2 |
| 3          | P 109.1          | P 109.3 | P 110.2 | P 107.0 | P 108.6       | P 108.8 | P 108.7 | P 109.0 | P 107.2      | P 107.3 | P 107.0 | P 108.1 |

| 都市<br>City | 新 潟 Niigata      |         |         |         | 仙 台 Sendai |         |         |         | 札 幌 Sapporo |         |         |         |
|------------|------------------|---------|---------|---------|------------|---------|---------|---------|-------------|---------|---------|---------|
|            |                  |         |         |         |            |         |         |         |             |         |         |         |
|            | 年月<br>Year Month |         |         |         |            |         |         |         |             |         |         |         |
| 2011 年平均   | 100.1            | 100.0   | 98.7    | 103.5   | 100.4      | 100.4   | 99.2    | 103.2   | 99.8        | 99.7    | 98.2    | 103.7   |
| 2012       | 99.0             | 98.9    | 97.1    | 103.5   | 101.0      | 101.0   | 99.5    | 104.7   | 99.5        | 99.4    | 97.7    | 103.7   |
| 2013       | 101.2            | 101.2   | 99.6    | 105.2   | 104.3      | 104.5   | 103.4   | 107.3   | 101.7       | 101.7   | 100.1   | 105.8   |
| 2014       | 107.0            | 107.2   | 107.0   | 107.7   | 111.1      | 111.4   | 111.8   | 110.5   | 107.1       | 107.2   | 106.6   | 108.6   |
| 2015       | 109.3            | 109.6   | 109.9   | 108.8   | 114.6      | 115.1   | 116.6   | 111.5   | 110.2       | 110.4   | 110.7   | 109.9   |
| 2015 年 3 月 | 109.9            | 110.1   | 110.7   | 108.7   | 114.9      | 115.4   | 117.0   | 111.4   | 110.4       | 110.6   | 111.0   | 109.7   |
| 4          | 109.7            | 110.0   | 110.4   | 108.9   | 114.8      | 115.3   | 116.7   | 111.6   | 110.5       | 110.7   | 111.0   | 110.1   |
| 5          | 109.8            | 110.1   | 110.4   | 109.2   | 114.9      | 115.3   | 116.7   | 111.9   | 110.5       | 110.8   | 111.0   | 110.3   |
| 6          | 109.9            | 110.1   | 110.5   | 109.1   | 115.1      | 115.6   | 117.1   | 111.8   | 110.7       | 110.9   | 111.1   | 110.3   |
| 7          | 109.9            | 110.1   | 110.5   | 108.9   | 115.1      | 115.6   | 117.1   | 111.6   | 110.6       | 110.8   | 111.1   | 110.1   |
| 8          | 109.4            | 109.6   | 110.0   | 108.7   | 114.8      | 115.3   | 116.8   | 111.4   | 110.5       | 110.8   | 111.1   | 109.8   |
| 9          | 109.3            | 109.5   | 109.8   | 108.9   | 114.9      | 115.4   | 116.9   | 111.6   | 110.4       | 110.7   | 110.9   | 110.1   |
| 10         | 108.8            | 109.1   | 109.2   | 108.6   | 114.5      | 115.0   | 116.4   | 111.3   | 110.0       | 110.2   | 110.4   | 109.8   |
| 11         | 108.8            | 109.0   | 109.2   | 108.5   | 114.4      | 114.8   | 116.3   | 111.2   | 109.9       | 110.2   | 110.4   | 109.6   |
| 12         | 108.4            | 108.6   | 108.7   | 108.3   | 114.2      | 114.6   | 116.1   | 111.0   | 109.9       | 110.1   | 110.4   | 109.4   |
| 2016 年 1 月 | 108.3            | 108.5   | 108.6   | 108.1   | 114.1      | 114.5   | 116.1   | 110.8   | 109.6       | 109.8   | 110.1   | 109.2   |
| 2          | P 108.3          | P 108.5 | P 108.6 | P 108.2 | P 113.8    | P 114.3 | P 115.6 | P 111.0 | P 109.4     | P 109.7 | P 109.8 | P 109.3 |
| 3          | P 108.0          | P 108.3 | P 108.3 | P 108.2 | P 113.6    | P 114.0 | P 115.3 | P 110.9 | P 109.4     | P 109.7 | P 109.8 | P 109.2 |

注) Pは暫定値  
Note: The 'P' denotes provisional data.

5. 都市別指数 (6) Index by cities

各都市平成17年平均=100  
2005 average=100

| 16               | 建物種類 Building type       |                              | 学校 School R C            |                                 |                     |                              |                          |                                 |                     |                              |                          |                                 |                     |  |  |
|------------------|--------------------------|------------------------------|--------------------------|---------------------------------|---------------------|------------------------------|--------------------------|---------------------------------|---------------------|------------------------------|--------------------------|---------------------------------|---------------------|--|--|
|                  | 指数種類<br>Kind of<br>Index | 工事原価<br>Construction<br>cost | 純工事費<br>Net work<br>cost | 建 築<br>Building<br>construction | 設 備<br>Installation | 工事原価<br>Construction<br>cost | 純工事費<br>Net work<br>cost | 建 築<br>Building<br>construction | 設 備<br>Installation | 工事原価<br>Construction<br>cost | 純工事費<br>Net work<br>cost | 建 築<br>Building<br>construction | 設 備<br>Installation |  |  |
|                  |                          |                              |                          |                                 |                     |                              |                          |                                 |                     |                              |                          |                                 |                     |  |  |
| 都市<br>City       | 大 阪 Osaka                |                              |                          |                                 | 名 古 屋 Nagoya        |                              |                          |                                 | 福 岡 Fukuoka         |                              |                          |                                 |                     |  |  |
| 年月<br>Year Month |                          |                              |                          |                                 |                     |                              |                          |                                 |                     |                              |                          |                                 |                     |  |  |
| 2011 年平均         | 101.2                    | 101.1                        | 99.4                     | 105.1                           | 100.6               | 100.5                        | 98.5                     | 105.2                           | 99.2                | 99.1                         | 96.6                     | 104.8                           |                     |  |  |
| 2012             | 100.7                    | 100.7                        | 98.8                     | 105.3                           | 100.8               | 100.9                        | 98.9                     | 105.4                           | 98.9                | 98.8                         | 96.1                     | 105.1                           |                     |  |  |
| 2013             | 103.2                    | 103.3                        | 101.8                    | 106.7                           | 103.5               | 103.6                        | 102.1                    | 107.0                           | 101.7               | 101.8                        | 99.7                     | 106.5                           |                     |  |  |
| 2014             | 108.7                    | 108.9                        | 108.9                    | 108.9                           | 109.6               | 109.8                        | 110.1                    | 109.1                           | 107.6               | 107.8                        | 107.5                    | 108.6                           |                     |  |  |
| 2015             | 110.8                    | 111.1                        | 111.7                    | 109.7                           | 111.9               | 112.3                        | 113.3                    | 109.9                           | 109.7               | 109.9                        | 110.2                    | 109.3                           |                     |  |  |
| 2015 年 3 月       | 111.0                    | 111.3                        | 112.0                    | 109.6                           | 112.0               | 112.3                        | 113.5                    | 109.7                           | 109.9               | 110.1                        | 110.6                    | 109.1                           |                     |  |  |
| 4                | 110.9                    | 111.2                        | 111.9                    | 109.8                           | 112.0               | 112.3                        | 113.3                    | 109.9                           | 109.7               | 110.0                        | 110.3                    | 109.3                           |                     |  |  |
| 5                | 110.9                    | 111.2                        | 111.7                    | 109.9                           | 111.9               | 112.3                        | 113.2                    | 110.1                           | 109.8               | 110.0                        | 110.3                    | 109.5                           |                     |  |  |
| 6                | 111.0                    | 111.3                        | 111.8                    | 110.1                           | 112.1               | 112.4                        | 113.3                    | 110.3                           | 109.8               | 110.1                        | 110.3                    | 109.6                           |                     |  |  |
| 7                | 110.9                    | 111.2                        | 111.7                    | 109.8                           | 112.0               | 112.3                        | 113.4                    | 109.9                           | 109.8               | 110.0                        | 110.3                    | 109.3                           |                     |  |  |
| 8                | 110.7                    | 111.0                        | 111.6                    | 109.6                           | 111.8               | 112.1                        | 113.1                    | 109.7                           | 109.7               | 110.0                        | 110.3                    | 109.1                           |                     |  |  |
| 9                | 111.0                    | 111.4                        | 112.0                    | 109.9                           | 111.9               | 112.2                        | 113.2                    | 110.0                           | 109.9               | 110.2                        | 110.5                    | 109.4                           |                     |  |  |
| 10               | 110.8                    | 111.1                        | 111.7                    | 109.7                           | 111.9               | 112.3                        | 113.4                    | 109.8                           | 109.7               | 109.9                        | 110.2                    | 109.2                           |                     |  |  |
| 11               | 110.6                    | 110.9                        | 111.5                    | 109.6                           | 111.8               | 112.2                        | 113.3                    | 109.7                           | 109.5               | 109.7                        | 110.0                    | 109.1                           |                     |  |  |
| 12               | 110.4                    | 110.6                        | 111.2                    | 109.4                           | 111.6               | 111.9                        | 113.0                    | 109.4                           | 109.0               | 109.2                        | 109.4                    | 108.8                           |                     |  |  |
| 2016 年 1 月       | 110.3                    | 110.6                        | 111.1                    | 109.3                           | 111.5               | 111.9                        | 113.0                    | 109.3                           | 108.9               | 109.2                        | 109.3                    | 108.8                           |                     |  |  |
| 2                | P 110.1                  | P 110.4                      | P 110.9                  | P 109.4                         | P 111.4             | P 111.7                      | P 112.8                  | P 109.3                         | P 108.8             | P 109.0                      | P 109.1                  | P 108.8                         |                     |  |  |
| 3                | P 109.9                  | P 110.2                      | P 110.5                  | P 109.3                         | P 111.1             | P 111.5                      | P 112.4                  | P 109.2                         | P 108.6             | P 108.8                      | P 108.8                  | P 108.7                         |                     |  |  |

| 都市<br>City | 広 島 Hiroshima    |         |         |         | 高 松 Takamatsu |         |         |         | 金 沢 Kanazawa |         |         |         |
|------------|------------------|---------|---------|---------|---------------|---------|---------|---------|--------------|---------|---------|---------|
|            |                  |         |         |         |               |         |         |         |              |         |         |         |
|            | 年月<br>Year Month |         |         |         |               |         |         |         |              |         |         |         |
| 2011 年平均   | 104.0            | 104.1   | 104.0   | 104.3   | 99.8          | 99.7    | 97.5    | 104.8   | 100.7        | 100.7   | 99.0    | 104.5   |
| 2012       | 103.7            | 103.8   | 103.6   | 104.3   | 99.2          | 99.1    | 96.5    | 105.2   | 100.5        | 100.5   | 98.6    | 104.8   |
| 2013       | 106.0            | 106.2   | 106.4   | 105.7   | 101.7         | 101.7   | 99.6    | 106.7   | 102.9        | 103.0   | 101.6   | 106.2   |
| 2014       | 111.1            | 111.5   | 113.2   | 107.5   | 108.1         | 108.3   | 108.0   | 109.0   | 108.2        | 108.4   | 108.5   | 108.2   |
| 2015       | 113.6            | 114.0   | 116.5   | 108.2   | 110.9         | 111.2   | 111.8   | 109.7   | 109.3        | 109.5   | 109.8   | 109.0   |
| 2015 年 3 月 | 113.3            | 113.7   | 116.2   | 108.1   | 111.1         | 111.4   | 112.2   | 109.6   | 109.7        | 109.9   | 110.4   | 108.9   |
| 4          | 113.3            | 113.7   | 116.0   | 108.2   | 111.1         | 111.4   | 112.0   | 109.8   | 109.6        | 109.9   | 110.2   | 109.1   |
| 5          | 113.8            | 114.3   | 116.8   | 108.4   | 111.0         | 111.3   | 111.9   | 109.9   | 109.6        | 109.9   | 110.2   | 109.2   |
| 6          | 113.9            | 114.2   | 116.7   | 108.5   | 111.0         | 111.3   | 111.8   | 110.1   | 109.7        | 109.9   | 110.1   | 109.4   |
| 7          | 113.8            | 114.2   | 116.8   | 108.3   | 110.9         | 111.2   | 111.8   | 109.8   | 109.3        | 109.5   | 109.7   | 109.1   |
| 8          | 113.7            | 114.0   | 116.6   | 108.1   | 110.8         | 111.0   | 111.6   | 109.6   | 109.1        | 109.3   | 109.5   | 108.9   |
| 9          | 113.9            | 114.3   | 116.9   | 108.3   | 111.1         | 111.4   | 112.0   | 109.9   | 109.2        | 109.4   | 109.6   | 109.1   |
| 10         | 113.6            | 114.0   | 116.6   | 108.1   | 110.9         | 111.2   | 111.8   | 109.6   | 108.9        | 109.2   | 109.3   | 108.9   |
| 11         | 113.4            | 113.8   | 116.3   | 108.0   | 110.7         | 111.0   | 111.6   | 109.6   | 108.8        | 109.0   | 109.1   | 108.8   |
| 12         | 113.2            | 113.6   | 116.1   | 107.8   | 110.4         | 110.7   | 111.3   | 109.3   | 108.5        | 108.7   | 108.8   | 108.6   |
| 2016 年 1 月 | 113.1            | 113.5   | 116.1   | 107.7   | 110.3         | 110.6   | 111.2   | 109.2   | 108.4        | 108.7   | 108.8   | 108.5   |
| 2          | P 113.0          | P 113.4 | P 115.8 | P 107.7 | P 110.2       | P 110.5 | P 111.0 | P 109.4 | P 108.4      | P 108.7 | P 108.7 | P 108.6 |
| 3          | P 112.8          | P 113.1 | P 115.5 | P 107.6 | P 110.0       | P 110.3 | P 110.7 | P 109.3 | P 108.3      | P 108.5 | P 108.5 | P 108.5 |

| 都市<br>City | 新 潟 Niigata      |         |         |         | 仙 台 Sendai |         |         |         | 札 幌 Sapporo |         |         |         |
|------------|------------------|---------|---------|---------|------------|---------|---------|---------|-------------|---------|---------|---------|
|            |                  |         |         |         |            |         |         |         |             |         |         |         |
|            | 年月<br>Year Month |         |         |         |            |         |         |         |             |         |         |         |
| 2011 年平均   | 100.7            | 100.6   | 98.9    | 104.7   | 101.0      | 100.9   | 99.4    | 104.5   | 98.8        | 98.7    | 96.0    | 104.8   |
| 2012       | 100.9            | 100.9   | 99.1    | 105.0   | 104.9      | 105.1   | 104.6   | 106.2   | 99.8        | 99.7    | 97.4    | 105.1   |
| 2013       | 103.8            | 103.9   | 102.9   | 106.4   | 110.7      | 111.1   | 112.4   | 108.3   | 102.8       | 102.9   | 101.2   | 106.7   |
| 2014       | 109.8            | 110.0   | 110.7   | 108.3   | 118.1      | 118.7   | 122.0   | 111.0   | 108.6       | 108.8   | 108.7   | 109.0   |
| 2015       | 111.7            | 112.1   | 113.4   | 109.0   | 121.8      | 122.5   | 127.2   | 111.7   | 111.8       | 112.1   | 113.0   | 110.0   |
| 2015 年 3 月 | 112.0            | 112.3   | 113.8   | 108.9   | 121.8      | 122.5   | 127.3   | 111.6   | 111.7       | 112.0   | 113.0   | 109.8   |
| 4          | 111.9            | 112.2   | 113.5   | 109.1   | 121.8      | 122.5   | 127.1   | 111.8   | 111.8       | 112.1   | 112.9   | 110.1   |
| 5          | 111.9            | 112.2   | 113.5   | 109.3   | 121.8      | 122.5   | 127.1   | 112.0   | 111.8       | 112.1   | 112.9   | 110.3   |
| 6          | 111.9            | 112.3   | 113.5   | 109.4   | 122.1      | 122.8   | 127.4   | 112.1   | 112.0       | 112.3   | 113.0   | 110.4   |
| 7          | 111.9            | 112.2   | 113.5   | 109.1   | 122.1      | 122.7   | 127.5   | 111.8   | 111.9       | 112.1   | 113.0   | 110.1   |
| 8          | 111.7            | 112.0   | 113.3   | 108.9   | 121.8      | 122.5   | 127.2   | 111.6   | 111.8       | 112.1   | 113.0   | 109.9   |
| 9          | 111.8            | 112.1   | 113.4   | 109.2   | 122.1      | 122.8   | 127.5   | 111.9   | 112.0       | 112.3   | 113.3   | 110.2   |
| 10         | 111.5            | 111.9   | 113.1   | 109.0   | 121.8      | 122.5   | 127.2   | 111.6   | 111.7       | 112.0   | 112.9   | 109.9   |
| 11         | 111.4            | 111.7   | 112.9   | 108.9   | 121.6      | 122.3   | 127.0   | 111.6   | 111.6       | 112.0   | 112.9   | 109.9   |
| 12         | 111.1            | 111.4   | 112.6   | 108.6   | 121.3      | 122.0   | 126.6   | 111.3   | 111.5       | 111.8   | 112.7   | 109.6   |
| 2016 年 1 月 | 111.0            | 111.4   | 112.6   | 108.5   | 121.2      | 121.9   | 126.6   | 111.2   | 111.3       | 111.6   | 112.5   | 109.5   |
| 2          | P 111.0          | P 111.4 | P 112.5 | P 108.6 | P 121.1    | P 121.8 | P 126.3 | P 111.4 | P 111.3     | P 111.6 | P 112.5 | P 109.6 |
| 3          | P 110.9          | P 111.2 | P 112.4 | P 108.5 | P 121.0    | P 121.7 | P 126.2 | P 111.3 | P 111.2     | P 111.5 | P 112.4 | P 109.5 |

注) Pは暫定値  
Note: The 'P' denotes provisional data.

5. 都市別指数 (7) Index by cities

各都市平成17年平均=100  
2005 average=100

| 17 建物種類 Building type |                           | 工場 Factory S          |                              |                     |                     |                           |                       |                              |                     |                     |                           |                       |                              |  |
|-----------------------|---------------------------|-----------------------|------------------------------|---------------------|---------------------|---------------------------|-----------------------|------------------------------|---------------------|---------------------|---------------------------|-----------------------|------------------------------|--|
| 指数種類<br>Kind of Index | 工事原価<br>Construction cost | 純工事費<br>Net work cost | 建 築<br>Building construction |                     | 設 備<br>Installation | 工事原価<br>Construction cost | 純工事費<br>Net work cost | 建 築<br>Building construction |                     | 設 備<br>Installation | 工事原価<br>Construction cost | 純工事費<br>Net work cost | 建 築<br>Building construction |  |
|                       |                           |                       | 設 備<br>Installation          | 設 備<br>Installation |                     |                           |                       | 建 築<br>Building construction | 設 備<br>Installation |                     |                           |                       |                              |  |
| 都市<br>City            | 大 阪 Osaka                 |                       |                              |                     | 名 古 屋 Nagoya        |                           |                       |                              | 福 岡 Fukuoka         |                     |                           |                       |                              |  |
| 年月<br>Year Month      |                           |                       |                              |                     |                     |                           |                       |                              |                     |                     |                           |                       |                              |  |
| 2011 年平均              | 102.7                     | 102.8                 | 101.5                        | 105.8               | 102.4               | 102.4                     | 100.9                 | 105.9                        | 100.8               | 100.7               | 98.6                      | 105.6                 |                              |  |
| 2012                  | 101.0                     | 101.0                 | 98.9                         | 105.8               | 101.1               | 101.2                     | 99.1                  | 106.0                        | 99.6                | 99.5                | 96.9                      | 105.7                 |                              |  |
| 2013                  | 103.5                     | 103.6                 | 101.9                        | 107.7               | 103.8               | 103.9                     | 102.1                 | 108.1                        | 102.0               | 102.0               | 99.6                      | 107.6                 |                              |  |
| 2014                  | 109.6                     | 109.8                 | 109.6                        | 110.2               | 110.4               | 110.7                     | 110.7                 | 110.6                        | 108.1               | 108.3               | 107.5                     | 110.1                 |                              |  |
| 2015                  | 111.9                     | 112.2                 | 112.6                        | 111.1               | 113.0               | 113.3                     | 114.2                 | 111.3                        | 110.7               | 110.9               | 110.9                     | 110.8                 |                              |  |
| 2015 年 3 月            | 112.6                     | 112.9                 | 113.7                        | 111.0               | 113.4               | 113.8                     | 114.8                 | 111.3                        | 111.2               | 111.5               | 111.8                     | 110.8                 |                              |  |
| 4                     | 112.4                     | 112.7                 | 113.4                        | 111.3               | 113.3               | 113.6                     | 114.5                 | 111.6                        | 111.1               | 111.3               | 111.4                     | 111.0                 |                              |  |
| 5                     | 112.3                     | 112.5                 | 113.0                        | 111.4               | 113.3               | 113.7                     | 114.5                 | 111.8                        | 111.1               | 111.4               | 111.4                     | 111.2                 |                              |  |
| 6                     | 112.3                     | 112.6                 | 113.0                        | 111.5               | 113.4               | 113.7                     | 114.5                 | 111.9                        | 111.0               | 111.2               | 111.2                     | 111.3                 |                              |  |
| 7                     | 112.2                     | 112.4                 | 113.0                        | 111.2               | 113.3               | 113.6                     | 114.5                 | 111.5                        | 110.9               | 111.1               | 111.2                     | 110.9                 |                              |  |
| 8                     | 111.9                     | 112.1                 | 112.6                        | 111.0               | 113.1               | 113.4                     | 114.3                 | 111.2                        | 110.8               | 111.0               | 111.2                     | 110.7                 |                              |  |
| 9                     | 111.8                     | 112.1                 | 112.5                        | 111.2               | 112.9               | 113.2                     | 114.0                 | 111.4                        | 110.7               | 110.9               | 110.9                     | 110.8                 |                              |  |
| 10                    | 111.5                     | 111.7                 | 112.1                        | 110.9               | 112.6               | 112.9                     | 113.7                 | 111.1                        | 110.4               | 110.6               | 110.6                     | 110.6                 |                              |  |
| 11                    | 111.2                     | 111.4                 | 111.7                        | 110.8               | 112.5               | 112.8                     | 113.6                 | 111.0                        | 110.1               | 110.3               | 110.2                     | 110.5                 |                              |  |
| 12                    | 110.8                     | 111.1                 | 111.3                        | 110.5               | 112.2               | 112.5                     | 113.3                 | 110.6                        | 109.7               | 109.8               | 109.7                     | 110.1                 |                              |  |
| 2016 年 1 月            | 110.6                     | 110.8                 | 111.0                        | 110.4               | 112.2               | 112.4                     | 113.3                 | 110.5                        | 109.4               | 109.6               | 109.4                     | 110.0                 |                              |  |
| 2                     | P 110.4                   | P 110.6               | P 110.6                      | P 110.6             | P 111.6             | P 111.9                   | P 112.4               | P 110.6                      | P 109.2             | P 109.4             | P 109.1                   | P 110.2               |                              |  |
| 3                     | P 110.0                   | P 110.2               | P 110.1                      | P 110.5             | P 111.1             | P 111.3                   | P 111.7               | P 110.5                      | P 108.9             | P 109.1             | P 108.7                   | P 110.1               |                              |  |

| 都市<br>City       | 広 島 Hiroshima |         |         |         | 高 松 Takamatsu |         |         |         | 金 沢 Kanazawa |         |         |         |
|------------------|---------------|---------|---------|---------|---------------|---------|---------|---------|--------------|---------|---------|---------|
| 年月<br>Year Month |               |         |         |         |               |         |         |         |              |         |         |         |
| 2011 年平均         | 104.3         | 104.4   | 104.2   | 104.7   | 101.7         | 101.7   | 100.1   | 105.4   | 102.2        | 102.2   | 101.0   | 105.0   |
| 2012             | 102.7         | 102.7   | 101.9   | 104.7   | 100.0         | 100.0   | 97.5    | 105.7   | 100.7        | 100.6   | 98.7    | 105.3   |
| 2013             | 105.1         | 105.3   | 104.7   | 106.5   | 102.5         | 102.5   | 100.3   | 107.7   | 102.9        | 103.0   | 101.2   | 107.1   |
| 2014             | 111.0         | 111.2   | 112.4   | 108.5   | 109.3         | 109.4   | 109.1   | 110.3   | 109.1        | 109.3   | 109.2   | 109.4   |
| 2015             | 113.6         | 113.9   | 116.0   | 109.2   | 112.4         | 112.6   | 113.3   | 111.1   | 110.7        | 110.9   | 111.2   | 110.4   |
| 2015 年 3 月       | 113.9         | 114.3   | 116.5   | 109.2   | 113.1         | 113.4   | 114.4   | 111.1   | 111.6        | 111.9   | 112.5   | 110.4   |
| 4                | 113.8         | 114.1   | 116.1   | 109.4   | 112.9         | 113.2   | 114.0   | 111.3   | 111.5        | 111.7   | 112.2   | 110.6   |
| 5                | 114.2         | 114.6   | 116.7   | 109.6   | 113.0         | 113.2   | 114.0   | 111.5   | 111.4        | 111.6   | 111.9   | 110.8   |
| 6                | 114.1         | 114.4   | 116.4   | 109.7   | 112.8         | 113.0   | 113.6   | 111.6   | 111.4        | 111.6   | 111.9   | 110.9   |
| 7                | 114.0         | 114.3   | 116.4   | 109.3   | 112.6         | 112.9   | 113.6   | 111.2   | 111.1        | 111.3   | 111.6   | 110.5   |
| 8                | 113.9         | 114.1   | 116.3   | 109.0   | 112.3         | 112.6   | 113.2   | 110.9   | 110.6        | 110.8   | 111.0   | 110.3   |
| 9                | 113.8         | 114.1   | 116.1   | 109.2   | 112.3         | 112.6   | 113.2   | 111.1   | 110.3        | 110.5   | 110.5   | 110.4   |
| 10               | 113.4         | 113.7   | 115.7   | 108.9   | 112.0         | 112.3   | 112.9   | 110.8   | 109.9        | 110.1   | 110.0   | 110.1   |
| 11               | 112.9         | 113.2   | 115.1   | 108.9   | 111.7         | 111.9   | 112.5   | 110.8   | 109.8        | 110.0   | 109.9   | 110.1   |
| 12               | 112.6         | 112.9   | 114.8   | 108.5   | 111.4         | 111.6   | 112.1   | 110.4   | 109.3        | 109.4   | 109.3   | 109.7   |
| 2016 年 1 月       | 112.4         | 112.7   | 114.5   | 108.4   | 111.1         | 111.3   | 111.8   | 110.3   | 109.2        | 109.4   | 109.3   | 109.6   |
| 2                | P 112.2       | P 112.5 | P 114.1 | P 108.5 | P 111.0       | P 111.2 | P 111.4 | P 110.6 | P 109.2      | P 109.4 | P 109.2 | P 109.9 |
| 3                | P 111.9       | P 112.1 | P 113.7 | P 108.4 | P 110.6       | P 110.9 | P 111.0 | P 110.5 | P 109.0      | P 109.2 | P 108.9 | P 109.8 |

| 都市<br>City       | 新 潟 Niigata |         |         |         | 仙 台 Sendai |         |         |         | 札 幌 Sapporo |         |         |         |
|------------------|-------------|---------|---------|---------|------------|---------|---------|---------|-------------|---------|---------|---------|
| 年月<br>Year Month |             |         |         |         |            |         |         |         |             |         |         |         |
| 2011 年平均         | 101.8       | 101.8   | 100.2   | 105.6   | 102.2      | 102.2   | 101.0   | 105.0   | 100.9       | 100.8   | 98.9    | 105.4   |
| 2012             | 100.8       | 100.8   | 98.6    | 105.7   | 103.4      | 103.5   | 102.1   | 106.7   | 100.8       | 100.8   | 98.7    | 105.6   |
| 2013             | 103.3       | 103.4   | 101.6   | 107.4   | 107.6      | 107.8   | 107.1   | 109.6   | 103.4       | 103.4   | 101.6   | 107.7   |
| 2014             | 109.8       | 110.0   | 110.2   | 109.8   | 115.4      | 115.8   | 117.1   | 112.7   | 109.4       | 109.6   | 109.2   | 110.4   |
| 2015             | 112.1       | 112.3   | 113.1   | 110.5   | 119.1      | 119.6   | 122.3   | 113.4   | 112.8       | 113.0   | 113.7   | 111.4   |
| 2015 年 3 月       | 112.8       | 113.1   | 114.2   | 110.5   | 119.6      | 120.1   | 123.0   | 113.3   | 113.0       | 113.3   | 114.3   | 111.2   |
| 4                | 112.6       | 112.9   | 113.8   | 110.7   | 119.5      | 120.0   | 122.7   | 113.6   | 113.2       | 113.4   | 114.2   | 111.6   |
| 5                | 112.7       | 113.0   | 113.8   | 110.9   | 119.5      | 120.0   | 122.7   | 113.8   | 113.2       | 113.5   | 114.2   | 111.8   |
| 6                | 112.7       | 113.0   | 113.8   | 111.0   | 119.8      | 120.2   | 123.0   | 113.9   | 113.3       | 113.6   | 114.3   | 111.9   |
| 7                | 112.6       | 112.8   | 113.8   | 110.6   | 119.7      | 120.1   | 123.0   | 113.5   | 113.2       | 113.4   | 114.2   | 111.5   |
| 8                | 112.1       | 112.3   | 113.2   | 110.4   | 119.3      | 119.8   | 122.6   | 113.2   | 113.1       | 113.3   | 114.2   | 111.2   |
| 9                | 111.8       | 112.1   | 112.7   | 110.5   | 119.2      | 119.7   | 122.4   | 113.4   | 112.8       | 113.1   | 113.8   | 111.4   |
| 10               | 111.3       | 111.5   | 112.1   | 110.3   | 118.7      | 119.2   | 121.9   | 113.1   | 112.3       | 112.6   | 113.2   | 111.1   |
| 11               | 111.2       | 111.4   | 112.0   | 110.2   | 118.6      | 119.1   | 121.7   | 113.0   | 112.3       | 112.5   | 113.2   | 111.0   |
| 12               | 110.7       | 110.9   | 111.4   | 109.8   | 118.3      | 118.7   | 121.4   | 112.7   | 112.1       | 112.4   | 113.1   | 110.7   |
| 2016 年 1 月       | 110.6       | 110.9   | 111.4   | 109.7   | 118.2      | 118.7   | 121.3   | 112.6   | 111.9       | 112.1   | 112.8   | 110.6   |
| 2                | P 110.7     | P 110.9 | P 111.3 | P 110.0 | P 117.9    | P 118.4 | P 120.8 | P 113.0 | P 111.7     | P 112.0 | P 112.5 | P 110.7 |
| 3                | P 110.4     | P 110.6 | P 111.0 | P 109.9 | P 117.7    | P 118.2 | P 120.4 | P 112.9 | P 111.7     | P 112.0 | P 112.5 | P 110.6 |

注) Pは暫定値  
Note: The 'P' denotes provisional data.

5. 都市別指数 (8) Index by cities

各都市平成17年平均=100  
2005 average=100

| 19 建物種類 Building type |                           | 住宅 House W            |                     |                     |                           |                       |                     |                     |                           |                       |         |       |  |
|-----------------------|---------------------------|-----------------------|---------------------|---------------------|---------------------------|-----------------------|---------------------|---------------------|---------------------------|-----------------------|---------|-------|--|
| 指数種類<br>Kind of Index | 工事原価<br>Construction cost | 純工事費<br>Net work cost | 建 築                 |                     | 工事原価<br>Construction cost | 純工事費<br>Net work cost | 建 築                 |                     | 工事原価<br>Construction cost | 純工事費<br>Net work cost | 建 築     |       |  |
|                       |                           |                       | 設 備<br>Installation | 設 備<br>Installation |                           |                       | 設 備<br>Installation | 設 備<br>Installation |                           |                       |         |       |  |
| 都市<br>City            | 大 阪 Osaka                 |                       |                     |                     | 名 古 屋 Nagoya              |                       |                     |                     | 福 岡 Fukuoka               |                       |         |       |  |
| 年月<br>Year Month      |                           |                       |                     |                     |                           |                       |                     |                     |                           |                       |         |       |  |
| 2011 年平均              | 97.6                      | 97.2                  | 95.7                | 106.8               | 97.0                      | 96.4                  | 94.8                | 106.7               | 96.5                      | 95.9                  | 94.2    | 106.3 |  |
| 2012                  | 97.6                      | 97.2                  | 95.7                | 107.2               | 97.2                      | 96.8                  | 95.2                | 107.1               | 96.5                      | 96.0                  | 94.3    | 106.8 |  |
| 2013                  | 99.9                      | 99.7                  | 98.5                | 107.8               | 99.5                      | 99.3                  | 98.0                | 107.7               | 98.9                      | 98.7                  | 97.3    | 107.4 |  |
| 2014                  | 103.2                     | 103.2                 | 102.2               | 109.3               | 102.8                     | 102.7                 | 101.7               | 109.2               | 102.3                     | 102.1                 | 101.1   | 109.0 |  |
| 2015                  | 104.8                     | 104.8                 | 103.9               | 110.3               | 104.4                     | 104.3                 | 103.4               | 110.1               | 103.7                     | 103.6                 | 102.6   | 109.9 |  |
| 2015 年 3 月            | 104.7                     | 104.7                 | 103.9               | 110.2               | 104.2                     | 104.2                 | 103.3               | 110.1               | 103.6                     | 103.5                 | 102.5   | 109.9 |  |
| 4                     | 104.7                     | 104.7                 | 103.8               | 110.4               | 104.3                     | 104.2                 | 103.2               | 110.2               | 103.6                     | 103.5                 | 102.4   | 110.0 |  |
| 5                     | 104.7                     | 104.7                 | 103.8               | 110.4               | 104.2                     | 104.2                 | 103.2               | 110.2               | 103.6                     | 103.5                 | 102.4   | 110.0 |  |
| 6                     | 104.9                     | 104.8                 | 103.9               | 110.6               | 104.4                     | 104.3                 | 103.3               | 110.4               | 103.8                     | 103.5                 | 102.5   | 110.2 |  |
| 7                     | 104.9                     | 104.7                 | 103.8               | 110.4               | 104.4                     | 104.2                 | 103.3               | 110.2               | 103.8                     | 103.5                 | 102.5   | 110.0 |  |
| 8                     | 104.8                     | 104.6                 | 103.8               | 110.3               | 104.4                     | 104.2                 | 103.2               | 110.1               | 103.8                     | 103.5                 | 102.5   | 109.9 |  |
| 9                     | 105.1                     | 105.1                 | 104.3               | 110.3               | 104.6                     | 104.5                 | 103.7               | 110.1               | 104.0                     | 103.9                 | 102.9   | 109.9 |  |
| 10                    | 105.0                     | 105.0                 | 104.3               | 110.2               | 104.6                     | 104.6                 | 103.8               | 109.9               | 103.9                     | 103.8                 | 102.9   | 109.8 |  |
| 11                    | 105.0                     | 105.0                 | 104.2               | 110.2               | 104.6                     | 104.6                 | 103.7               | 109.9               | 103.9                     | 103.8                 | 102.9   | 109.8 |  |
| 12                    | 104.9                     | 104.9                 | 104.2               | 110.0               | 104.5                     | 104.5                 | 103.7               | 109.7               | 103.8                     | 103.6                 | 102.7   | 109.5 |  |
| 2016 年 1 月            | 104.8                     | 104.9                 | 104.1               | 110.0               | 104.4                     | 104.5                 | 103.7               | 109.7               | 103.7                     | 103.6                 | 102.7   | 109.5 |  |
| 2                     | P 104.8                   | P 104.8               | P 104.1             | 109.9               | P 104.4                   | P 104.4               | P 103.6             | 109.6               | P 103.6                   | P 103.6               | P 102.6 | 109.4 |  |
| 3                     | P 104.7                   | P 104.7               | P 104.0             | 109.6               | P 104.3                   | P 104.3               | P 103.5             | 109.3               | P 103.5                   | P 103.4               | P 102.5 | 109.2 |  |

| 都市<br>City       | 広 島 Hiroshima |         |         |       | 高 松 Takamatsu |         |         |       | 金 沢 Kanazawa |         |         |       |
|------------------|---------------|---------|---------|-------|---------------|---------|---------|-------|--------------|---------|---------|-------|
| 年月<br>Year Month |               |         |         |       |               |         |         |       |              |         |         |       |
| 2011 年平均         | 98.4          | 98.0    | 96.8    | 106.1 | 97.0          | 96.4    | 94.9    | 106.6 | 97.2         | 96.6    | 95.1    | 106.3 |
| 2012             | 98.5          | 98.2    | 96.9    | 106.4 | 96.9          | 96.4    | 94.8    | 107.1 | 97.2         | 96.8    | 95.2    | 106.8 |
| 2013             | 100.6         | 100.5   | 99.5    | 107.0 | 99.2          | 99.0    | 97.6    | 107.7 | 99.5         | 99.3    | 98.0    | 107.4 |
| 2014             | 103.7         | 103.6   | 102.9   | 108.3 | 102.8         | 102.7   | 101.7   | 109.3 | 102.6        | 102.5   | 101.5   | 108.9 |
| 2015             | 105.2         | 105.2   | 104.6   | 109.3 | 104.8         | 104.7   | 103.9   | 110.2 | 103.7        | 103.6   | 102.6   | 109.6 |
| 2015 年 3 月       | 104.9         | 105.0   | 104.3   | 109.3 | 104.6         | 104.6   | 103.8   | 110.2 | 103.6        | 103.5   | 102.6   | 109.6 |
| 4                | 105.0         | 104.9   | 104.3   | 109.4 | 104.7         | 104.6   | 103.8   | 110.3 | 103.7        | 103.5   | 102.6   | 109.7 |
| 5                | 105.1         | 105.1   | 104.5   | 109.4 | 104.7         | 104.6   | 103.7   | 110.3 | 103.6        | 103.5   | 102.6   | 109.7 |
| 6                | 105.3         | 105.2   | 104.5   | 109.6 | 104.9         | 104.7   | 103.8   | 110.5 | 103.8        | 103.6   | 102.6   | 109.9 |
| 7                | 105.3         | 105.1   | 104.5   | 109.4 | 104.8         | 104.6   | 103.7   | 110.3 | 103.7        | 103.4   | 102.4   | 109.7 |
| 8                | 105.3         | 105.1   | 104.5   | 109.3 | 104.8         | 104.6   | 103.7   | 110.1 | 103.7        | 103.4   | 102.4   | 109.6 |
| 9                | 105.6         | 105.6   | 105.0   | 109.3 | 105.1         | 105.1   | 104.3   | 110.1 | 103.9        | 103.7   | 102.8   | 109.6 |
| 10               | 105.4         | 105.5   | 105.0   | 109.1 | 105.0         | 105.1   | 104.3   | 110.0 | 103.8        | 103.7   | 102.8   | 109.4 |
| 11               | 105.5         | 105.5   | 104.9   | 109.1 | 105.0         | 105.0   | 104.3   | 110.0 | 103.8        | 103.7   | 102.8   | 109.4 |
| 12               | 105.4         | 105.5   | 105.0   | 108.9 | 105.0         | 105.0   | 104.2   | 109.8 | 103.7        | 103.6   | 102.7   | 109.2 |
| 2016 年 1 月       | 105.4         | 105.5   | 105.0   | 108.9 | 104.9         | 104.9   | 104.2   | 109.8 | 103.6        | 103.6   | 102.7   | 109.2 |
| 2                | P 105.3       | P 105.4 | P 104.9 | 108.8 | P 104.8       | P 104.9 | P 104.2 | 109.7 | P 103.6      | P 103.5 | P 102.7 | 109.1 |
| 3                | P 105.2       | P 105.3 | P 104.8 | 108.6 | P 104.7       | P 104.8 | P 104.1 | 109.5 | P 103.5      | P 103.4 | P 102.6 | 108.9 |

| 都市<br>City       | 新 潟 Niigata |         |         |       | 仙 台 Sendai |         |         |       | 札 幌 Sapporo |         |         |       |
|------------------|-------------|---------|---------|-------|------------|---------|---------|-------|-------------|---------|---------|-------|
| 年月<br>Year Month |             |         |         |       |            |         |         |       |             |         |         |       |
| 2011 年平均         | 97.0        | 96.5    | 94.9    | 106.3 | 97.1       | 96.6    | 95.1    | 106.3 | 96.7        | 96.0    | 94.4    | 106.5 |
| 2012             | 97.2        | 96.8    | 95.2    | 106.8 | 98.9       | 98.7    | 97.2    | 108.0 | 97.1        | 96.6    | 95.0    | 107.0 |
| 2013             | 99.7        | 99.5    | 98.2    | 107.4 | 102.3      | 102.4   | 101.4   | 109.2 | 99.6        | 99.3    | 98.0    | 107.7 |
| 2014             | 103.0       | 102.9   | 102.0   | 108.8 | 106.3      | 106.5   | 105.8   | 111.3 | 102.8       | 102.6   | 101.5   | 109.4 |
| 2015             | 104.4       | 104.3   | 103.5   | 109.6 | 108.4      | 108.9   | 108.4   | 112.2 | 104.5       | 104.4   | 103.4   | 110.5 |
| 2015 年 3 月       | 104.3       | 104.3   | 103.4   | 109.5 | 108.2      | 108.7   | 108.1   | 112.2 | 104.3       | 104.2   | 103.2   | 110.4 |
| 4                | 104.3       | 104.2   | 103.4   | 109.7 | 108.2      | 108.6   | 108.1   | 112.3 | 104.4       | 104.2   | 103.2   | 110.6 |
| 5                | 104.3       | 104.2   | 103.4   | 109.7 | 108.2      | 108.6   | 108.1   | 112.3 | 104.3       | 104.2   | 103.2   | 110.6 |
| 6                | 104.5       | 104.3   | 103.4   | 109.9 | 108.7      | 109.0   | 108.4   | 112.6 | 104.5       | 104.3   | 103.3   | 110.8 |
| 7                | 104.5       | 104.2   | 103.4   | 109.7 | 108.7      | 108.9   | 108.4   | 112.3 | 104.6       | 104.3   | 103.3   | 110.6 |
| 8                | 104.4       | 104.2   | 103.4   | 109.5 | 108.6      | 108.9   | 108.4   | 112.2 | 104.6       | 104.3   | 103.3   | 110.5 |
| 9                | 104.6       | 104.6   | 103.8   | 109.5 | 108.8      | 109.3   | 108.8   | 112.2 | 104.8       | 104.7   | 103.8   | 110.5 |
| 10               | 104.5       | 104.5   | 103.8   | 109.4 | 108.7      | 109.2   | 108.8   | 112.1 | 104.7       | 104.6   | 103.7   | 110.3 |
| 11               | 104.5       | 104.5   | 103.7   | 109.4 | 108.7      | 109.2   | 108.8   | 112.1 | 104.7       | 104.6   | 103.7   | 110.3 |
| 12               | 104.5       | 104.4   | 103.7   | 109.1 | 108.7      | 109.2   | 108.8   | 111.8 | 104.6       | 104.5   | 103.7   | 110.1 |
| 2016 年 1 月       | 104.4       | 104.4   | 103.7   | 109.1 | 108.6      | 109.1   | 108.7   | 111.8 | 104.4       | 104.4   | 103.5   | 110.1 |
| 2                | P 104.3     | P 104.4 | P 103.6 | 109.1 | P 108.6    | P 109.1 | P 108.7 | 111.8 | P 104.4     | P 104.4 | P 103.5 | 110.0 |
| 3                | P 104.2     | P 104.3 | P 103.5 | 108.8 | P 108.5    | P 109.0 | P 108.6 | 111.5 | P 104.3     | P 104.3 | P 103.4 | 109.8 |

注) Pは暫定値  
Note: The 'P' denotes provisional data.



5. 都市別指数 (9) Index by cities

各都市平成17年平均=100  
2005 average=100

| 20                    | 建物種類 Building type    |                           | 構造別平均 (SRC)           |              |                       |              |                       |                           |                       |              |                       |              |  |
|-----------------------|-----------------------|---------------------------|-----------------------|--------------|-----------------------|--------------|-----------------------|---------------------------|-----------------------|--------------|-----------------------|--------------|--|
|                       | 指数種類<br>Kind of Index | 工事原価<br>Construction cost | 純工事費<br>Net work cost | 建 築          |                       | 設 備          |                       | 工事原価<br>Construction cost | 純工事費<br>Net work cost | 建 築          |                       | 設 備          |  |
| Building construction |                       |                           |                       | Installation | Building construction | Installation | Building construction |                           |                       | Installation | Building construction | Installation |  |
| 都市<br>City            | 大 阪 Osaka             |                           |                       |              | 名 古 屋 Nagoya          |              |                       |                           | 福 岡 Fukuoka           |              |                       |              |  |
| 年月<br>Year Month      | 大 阪 Osaka             |                           |                       |              | 名 古 屋 Nagoya          |              |                       |                           | 福 岡 Fukuoka           |              |                       |              |  |
| 2011 年平均              | 100.1                 | 100.1                     | 98.8                  | 104.5        | 99.8                  | 99.7         | 98.3                  | 104.6                     | 98.0                  | 97.9         | 96.1                  | 104.2        |  |
| 2012                  | 99.2                  | 99.1                      | 97.6                  | 104.6        | 99.7                  | 99.6         | 98.2                  | 104.8                     | 97.4                  | 97.2         | 95.2                  | 104.4        |  |
| 2013                  | 102.1                 | 102.2                     | 101.0                 | 106.3        | 102.7                 | 102.8        | 101.8                 | 106.6                     | 100.7                 | 100.7        | 99.1                  | 106.1        |  |
| 2014                  | 108.7                 | 109.0                     | 108.9                 | 109.0        | 109.9                 | 110.3        | 110.6                 | 109.3                     | 107.6                 | 107.9        | 107.7                 | 108.6        |  |
| 2015                  | 110.9                 | 111.2                     | 111.5                 | 110.3        | 112.5                 | 112.9        | 113.6                 | 110.4                     | 110.0                 | 110.3        | 110.4                 | 109.7        |  |
| 2015 年 3 月            | 111.3                 | 111.7                     | 112.1                 | 110.2        | 112.7                 | 113.1        | 113.9                 | 110.3                     | 110.3                 | 110.7        | 111.0                 | 109.6        |  |
| 4                     | 111.2                 | 111.5                     | 111.8                 | 110.4        | 112.6                 | 113.0        | 113.7                 | 110.6                     | 110.1                 | 110.5        | 110.6                 | 109.9        |  |
| 5                     | 111.0                 | 111.4                     | 111.6                 | 110.7        | 112.5                 | 113.0        | 113.6                 | 110.9                     | 110.2                 | 110.5        | 110.7                 | 110.1        |  |
| 6                     | 111.1                 | 111.5                     | 111.7                 | 110.6        | 112.7                 | 113.1        | 113.7                 | 110.9                     | 110.2                 | 110.5        | 110.6                 | 110.1        |  |
| 7                     | 111.1                 | 111.4                     | 111.6                 | 110.5        | 112.7                 | 113.1        | 113.7                 | 110.6                     | 110.2                 | 110.4        | 110.6                 | 109.9        |  |
| 8                     | 110.8                 | 111.1                     | 111.4                 | 110.2        | 112.4                 | 112.8        | 113.5                 | 110.3                     | 110.1                 | 110.4        | 110.6                 | 109.6        |  |
| 9                     | 111.0                 | 111.4                     | 111.7                 | 110.4        | 112.4                 | 112.8        | 113.4                 | 110.5                     | 110.1                 | 110.4        | 110.6                 | 109.8        |  |
| 10                    | 110.7                 | 111.1                     | 111.3                 | 110.1        | 112.3                 | 112.7        | 113.5                 | 110.2                     | 109.8                 | 110.1        | 110.3                 | 109.5        |  |
| 11                    | 110.4                 | 110.8                     | 111.0                 | 110.0        | 112.2                 | 112.6        | 113.4                 | 110.1                     | 109.5                 | 109.8        | 110.0                 | 109.4        |  |
| 12                    | 110.2                 | 110.5                     | 110.7                 | 109.9        | 111.9                 | 112.4        | 113.1                 | 109.9                     | 109.0                 | 109.3        | 109.3                 | 109.2        |  |
| 2016 年 1 月            | 110.0                 | 110.3                     | 110.5                 | 109.6        | 111.9                 | 112.3        | 113.0                 | 109.6                     | 108.8                 | 109.1        | 109.2                 | 109.0        |  |
| 2                     | P 109.7               | P 110.0                   | P 110.2               | 109.6        | P 111.4               | P 111.9      | P 112.5               | 109.6                     | P 108.6               | P 108.9      | P 108.9               | 109.0        |  |
| 3                     | P 109.4               | P 109.7                   | P 109.8               | 109.5        | P 111.0               | P 111.4      | P 112.0               | 109.5                     | P 108.3               | P 108.6      | P 108.5               | 108.8        |  |

| 都市<br>City       | 広 島 Hiroshima |         |         |       | 高 松 Takamatsu |         |         |       | 金 沢 Kanazawa |         |         |       |
|------------------|---------------|---------|---------|-------|---------------|---------|---------|-------|--------------|---------|---------|-------|
| 年月<br>Year Month | 広 島 Hiroshima |         |         |       | 高 松 Takamatsu |         |         |       | 金 沢 Kanazawa |         |         |       |
| 2011 年平均         | 103.9         | 104.0   | 104.2   | 103.5 | 99.0          | 98.9    | 97.3    | 104.2 | 100.0        | 99.9    | 98.8    | 103.9 |
| 2012             | 103.1         | 103.3   | 103.2   | 103.6 | 97.8          | 97.7    | 95.7    | 104.6 | 99.3         | 99.2    | 97.8    | 104.2 |
| 2013             | 105.9         | 106.1   | 106.4   | 105.2 | 100.8         | 100.8   | 99.3    | 106.4 | 102.1        | 102.1   | 101.1   | 105.8 |
| 2014             | 112.1         | 112.5   | 114.0   | 107.4 | 108.5         | 108.7   | 108.6   | 109.2 | 108.4        | 108.7   | 108.8   | 108.2 |
| 2015             | 114.6         | 115.1   | 117.0   | 108.5 | 111.5         | 111.8   | 112.3   | 110.3 | 109.5        | 109.8   | 109.8   | 109.5 |
| 2015 年 3 月       | 114.5         | 115.1   | 116.9   | 108.4 | 111.9         | 112.3   | 112.9   | 110.2 | 110.1        | 110.4   | 110.7   | 109.4 |
| 4                | 114.4         | 114.9   | 116.7   | 108.7 | 111.8         | 112.2   | 112.6   | 110.5 | 110.0        | 110.3   | 110.5   | 109.7 |
| 5                | 115.0         | 115.6   | 117.5   | 109.0 | 111.8         | 112.2   | 112.6   | 110.7 | 109.9        | 110.3   | 110.4   | 110.0 |
| 6                | 115.0         | 115.5   | 117.3   | 108.9 | 111.7         | 112.0   | 112.4   | 110.7 | 110.0        | 110.3   | 110.3   | 109.9 |
| 7                | 115.0         | 115.5   | 117.4   | 108.7 | 111.6         | 111.9   | 112.3   | 110.5 | 109.6        | 109.9   | 109.9   | 109.7 |
| 8                | 114.8         | 115.3   | 117.3   | 108.5 | 111.4         | 111.7   | 112.1   | 110.2 | 109.3        | 109.5   | 109.5   | 109.5 |
| 9                | 114.9         | 115.4   | 117.4   | 108.7 | 111.6         | 111.9   | 112.3   | 110.4 | 109.2        | 109.4   | 109.4   | 109.6 |
| 10               | 114.6         | 115.1   | 117.0   | 108.4 | 111.3         | 111.7   | 112.1   | 110.1 | 108.8        | 109.1   | 109.0   | 109.3 |
| 11               | 114.2         | 114.7   | 116.6   | 108.2 | 111.0         | 111.4   | 111.7   | 110.0 | 108.7        | 108.9   | 108.8   | 109.2 |
| 12               | 114.0         | 114.5   | 116.3   | 108.0 | 110.7         | 111.1   | 111.4   | 109.8 | 108.3        | 108.5   | 108.4   | 109.0 |
| 2016 年 1 月       | 113.8         | 114.3   | 116.2   | 107.8 | 110.5         | 110.9   | 111.3   | 109.5 | 108.2        | 108.4   | 108.4   | 108.8 |
| 2                | P 113.6       | P 114.1 | P 115.9 | 107.8 | P 110.3       | P 110.7 | P 110.9 | 109.6 | P 108.1      | P 108.4 | P 108.3 | 108.8 |
| 3                | P 113.3       | P 113.8 | P 115.5 | 107.6 | P 110.0       | P 110.3 | P 110.6 | 109.5 | P 107.9      | P 108.2 | P 108.0 | 108.7 |

| 都市<br>City       | 新 潟 Niigata |         |         |       | 仙 台 Sendai |         |         |       | 札 幌 Sapporo |         |         |       |
|------------------|-------------|---------|---------|-------|------------|---------|---------|-------|-------------|---------|---------|-------|
| 年月<br>Year Month | 新 潟 Niigata |         |         |       | 仙 台 Sendai |         |         |       | 札 幌 Sapporo |         |         |       |
| 2011 年平均         | 99.7        | 99.6    | 98.4    | 104.1 | 100.3      | 100.3   | 99.3    | 103.9 | 97.9        | 97.7    | 95.8    | 104.3 |
| 2012             | 99.6        | 99.5    | 98.2    | 104.4 | 104.2      | 104.4   | 104.0   | 105.7 | 98.7        | 98.6    | 96.9    | 104.6 |
| 2013             | 103.0       | 103.1   | 102.3   | 105.9 | 110.5      | 110.9   | 111.7   | 108.1 | 102.0       | 102.1   | 100.8   | 106.5 |
| 2014             | 110.1       | 110.4   | 111.0   | 108.3 | 119.0      | 119.8   | 122.1   | 111.3 | 108.8       | 109.0   | 108.9   | 109.4 |
| 2015             | 112.1       | 112.5   | 113.3   | 109.6 | 122.9      | 123.8   | 127.1   | 112.3 | 112.4       | 112.8   | 113.4   | 110.7 |
| 2015 年 3 月       | 112.5       | 113.0   | 114.0   | 109.5 | 123.1      | 124.1   | 127.4   | 112.2 | 112.5       | 112.9   | 113.6   | 110.6 |
| 4                | 112.4       | 112.8   | 113.7   | 109.7 | 123.0      | 123.9   | 127.2   | 112.5 | 112.6       | 113.0   | 113.5   | 110.9 |
| 5                | 112.4       | 112.9   | 113.7   | 110.0 | 123.0      | 124.0   | 127.2   | 112.8 | 112.6       | 113.0   | 113.5   | 111.2 |
| 6                | 112.5       | 112.9   | 113.7   | 110.0 | 123.3      | 124.2   | 127.5   | 112.7 | 112.8       | 113.1   | 113.7   | 111.2 |
| 7                | 112.5       | 112.8   | 113.7   | 109.7 | 123.3      | 124.2   | 127.5   | 112.5 | 112.7       | 113.0   | 113.6   | 111.0 |
| 8                | 112.1       | 112.4   | 113.3   | 109.5 | 123.0      | 123.9   | 127.2   | 112.2 | 112.6       | 113.0   | 113.6   | 110.7 |
| 9                | 112.0       | 112.4   | 113.2   | 109.7 | 123.1      | 124.0   | 127.3   | 112.4 | 112.6       | 113.0   | 113.6   | 110.9 |
| 10               | 111.6       | 112.0   | 112.7   | 109.4 | 122.7      | 123.6   | 126.9   | 112.1 | 112.2       | 112.6   | 113.1   | 110.6 |
| 11               | 111.4       | 111.8   | 112.6   | 109.2 | 122.5      | 123.4   | 126.7   | 112.0 | 112.1       | 112.5   | 113.1   | 110.4 |
| 12               | 111.1       | 111.4   | 112.1   | 109.0 | 122.1      | 123.0   | 126.2   | 111.8 | 112.0       | 112.4   | 113.0   | 110.2 |
| 2016 年 1 月       | 111.0       | 111.4   | 112.1   | 108.8 | 122.0      | 122.9   | 126.2   | 111.6 | 111.7       | 112.2   | 112.8   | 110.0 |
| 2                | P 110.9     | P 111.3 | P 112.0 | 108.9 | P 121.7    | P 122.7 | P 125.7 | 111.7 | P 111.6     | P 112.0 | P 112.6 | 110.0 |
| 3                | P 110.7     | P 111.1 | P 111.8 | 108.7 | P 121.5    | P 122.4 | P 125.5 | 111.6 | P 111.6     | P 112.0 | P 112.6 | 109.9 |

注) Pは暫定値  
Note: The 'P' denotes provisional data.

5. 都市別指数 (10) Index by cities

各都市平成17年平均=100  
2005 average=100

| 21 建物種類 Building type |                           | 構造別平均 (RC)            |                              |                     |                              |                     |                           |                       |                              |                     |                     |       |  |
|-----------------------|---------------------------|-----------------------|------------------------------|---------------------|------------------------------|---------------------|---------------------------|-----------------------|------------------------------|---------------------|---------------------|-------|--|
| 指数種類<br>Kind of Index | 工事原価<br>Construction cost | 純工事費<br>Net work cost | 建 築<br>Building construction |                     | 設 備<br>Installation          |                     | 工事原価<br>Construction cost | 純工事費<br>Net work cost | 建 築<br>Building construction |                     | 設 備<br>Installation |       |  |
|                       |                           |                       | 建 築<br>Building construction | 設 備<br>Installation | 建 築<br>Building construction | 設 備<br>Installation |                           |                       | 建 築<br>Building construction | 設 備<br>Installation |                     |       |  |
| 都市<br>City            | 大 阪 Osaka                 |                       |                              |                     | 名 古 屋 Nagoya                 |                     |                           |                       | 福 岡 Fukuoka                  |                     |                     |       |  |
| 年月<br>Year Month      | 大 阪 Osaka                 |                       |                              |                     | 名 古 屋 Nagoya                 |                     |                           |                       | 福 岡 Fukuoka                  |                     |                     |       |  |
| 2011 年平均              | 100.3                     | 100.3                 | 98.6                         | 105.3               | 99.8                         | 99.7                | 97.8                      | 105.5                 | 98.1                         | 98.0                | 95.7                | 105.0 |  |
| 2012                  | 100.2                     | 100.2                 | 98.4                         | 105.5               | 100.5                        | 100.5               | 98.8                      | 105.6                 | 98.1                         | 97.9                | 95.6                | 105.3 |  |
| 2013                  | 103.0                     | 103.1                 | 101.9                        | 106.9               | 103.5                        | 103.6               | 102.5                     | 107.2                 | 101.5                        | 101.5               | 99.9                | 106.7 |  |
| 2014                  | 109.2                     | 109.5                 | 109.5                        | 109.4               | 110.3                        | 110.7               | 111.0                     | 109.6                 | 108.3                        | 108.5               | 108.3               | 109.0 |  |
| 2015                  | 111.7                     | 112.0                 | 112.5                        | 110.6               | 113.0                        | 113.4               | 114.3                     | 110.7                 | 110.5                        | 110.9               | 111.1               | 110.0 |  |
| 2015 年 3 月            | 111.8                     | 112.2                 | 112.8                        | 110.5               | 113.0                        | 113.5               | 114.4                     | 110.6                 | 110.7                        | 111.1               | 111.4               | 109.9 |  |
| 4                     | 111.8                     | 112.1                 | 112.6                        | 110.7               | 113.0                        | 113.4               | 114.2                     | 110.9                 | 110.6                        | 110.9               | 111.1               | 110.1 |  |
| 5                     | 111.7                     | 112.1                 | 112.5                        | 111.0               | 113.0                        | 113.4               | 114.1                     | 111.1                 | 110.6                        | 111.0               | 111.1               | 110.4 |  |
| 6                     | 111.8                     | 112.2                 | 112.5                        | 111.0               | 113.1                        | 113.5               | 114.3                     | 111.2                 | 110.7                        | 111.0               | 111.2               | 110.5 |  |
| 7                     | 111.7                     | 112.0                 | 112.4                        | 110.8               | 113.1                        | 113.5               | 114.3                     | 110.9                 | 110.7                        | 111.0               | 111.2               | 110.2 |  |
| 8                     | 111.5                     | 111.9                 | 112.3                        | 110.6               | 112.8                        | 113.2               | 114.0                     | 110.7                 | 110.6                        | 110.9               | 111.2               | 110.0 |  |
| 9                     | 111.9                     | 112.3                 | 112.8                        | 110.7               | 112.8                        | 113.3               | 114.1                     | 110.8                 | 110.8                        | 111.1               | 111.4               | 110.1 |  |
| 10                    | 111.7                     | 112.0                 | 112.6                        | 110.4               | 112.9                        | 113.4               | 114.3                     | 110.5                 | 110.5                        | 110.8               | 111.1               | 109.8 |  |
| 11                    | 111.5                     | 111.8                 | 112.3                        | 110.3               | 112.8                        | 113.3               | 114.2                     | 110.4                 | 110.3                        | 110.6               | 110.8               | 109.7 |  |
| 12                    | 111.2                     | 111.5                 | 112.0                        | 110.1               | 112.6                        | 113.0               | 113.9                     | 110.2                 | 109.7                        | 110.0               | 110.1               | 109.5 |  |
| 2016 年 1 月            | 111.1                     | 111.5                 | 112.0                        | 110.0               | 112.5                        | 113.0               | 113.9                     | 110.0                 | 109.6                        | 109.9               | 110.1               | 109.3 |  |
| 2                     | P 110.9                   | P 111.3               | P 111.7                      | 110.0               | P 112.3                      | P 112.8             | P 113.7                   | 110.0                 | P 109.4                      | P 109.7             | P 109.9             | 109.3 |  |
| 3                     | P 110.6                   | P 111.0               | P 111.4                      | 109.8               | P 112.1                      | P 112.5             | P 113.4                   | 109.8                 | P 109.2                      | P 109.4             | P 109.5             | 109.2 |  |

| 都市<br>City       | 広 島 Hiroshima |         |         |       | 高 松 Takamatsu |         |         |       | 金 沢 Kanazawa |         |         |       |
|------------------|---------------|---------|---------|-------|---------------|---------|---------|-------|--------------|---------|---------|-------|
| 年月<br>Year Month | 広 島 Hiroshima |         |         |       | 高 松 Takamatsu |         |         |       | 金 沢 Kanazawa |         |         |       |
| 2011 年平均         | 104.3         | 104.4   | 104.4   | 104.5 | 98.9          | 98.8    | 96.7    | 105.1 | 100.2        | 100.1   | 98.5    | 104.9 |
| 2012             | 104.2         | 104.4   | 104.4   | 104.5 | 98.4          | 98.3    | 95.9    | 105.5 | 100.2        | 100.2   | 98.5    | 105.2 |
| 2013             | 106.9         | 107.2   | 107.6   | 105.9 | 101.4         | 101.5   | 99.6    | 107.1 | 103.0        | 103.1   | 102.0   | 106.6 |
| 2014             | 112.6         | 113.1   | 114.7   | 107.9 | 108.8         | 109.0   | 108.8   | 109.6 | 108.9        | 109.1   | 109.2   | 108.7 |
| 2015             | 115.3         | 115.9   | 118.1   | 109.0 | 111.9         | 112.3   | 112.8   | 110.6 | 110.0        | 110.3   | 110.4   | 109.9 |
| 2015 年 3 月       | 115.0         | 115.5   | 117.7   | 108.9 | 112.1         | 112.5   | 113.1   | 110.5 | 110.4        | 110.7   | 111.0   | 109.8 |
| 4                | 115.0         | 115.5   | 117.5   | 109.1 | 112.0         | 112.4   | 113.0   | 110.7 | 110.3        | 110.6   | 110.8   | 110.1 |
| 5                | 115.6         | 116.2   | 118.4   | 109.4 | 112.0         | 112.4   | 112.8   | 111.0 | 110.4        | 110.7   | 110.8   | 110.3 |
| 6                | 115.7         | 116.2   | 118.3   | 109.4 | 112.0         | 112.3   | 112.7   | 111.1 | 110.4        | 110.7   | 110.7   | 110.4 |
| 7                | 115.6         | 116.1   | 118.4   | 109.2 | 111.9         | 112.2   | 112.6   | 110.8 | 110.0        | 110.2   | 110.2   | 110.1 |
| 8                | 115.5         | 116.0   | 118.2   | 108.9 | 111.7         | 112.0   | 112.5   | 110.6 | 109.8        | 110.0   | 110.1   | 109.9 |
| 9                | 115.7         | 116.2   | 118.5   | 109.1 | 112.1         | 112.4   | 113.0   | 110.7 | 109.8        | 110.1   | 110.1   | 110.0 |
| 10               | 115.4         | 115.9   | 118.2   | 108.8 | 111.9         | 112.3   | 112.8   | 110.4 | 109.5        | 109.8   | 109.9   | 109.7 |
| 11               | 115.2         | 115.7   | 117.9   | 108.7 | 111.7         | 112.0   | 112.6   | 110.3 | 109.3        | 109.6   | 109.6   | 109.6 |
| 12               | 115.0         | 115.5   | 117.8   | 108.4 | 111.4         | 111.7   | 112.3   | 110.1 | 109.1        | 109.3   | 109.3   | 109.4 |
| 2016 年 1 月       | 114.9         | 115.5   | 117.8   | 108.3 | 111.3         | 111.7   | 112.2   | 109.9 | 109.0        | 109.3   | 109.3   | 109.2 |
| 2                | P 114.7       | P 115.3 | P 117.5 | 108.2 | P 111.1       | P 111.5 | P 112.0 | 110.0 | P 108.9      | P 109.2 | P 109.2 | 109.3 |
| 3                | P 114.5       | P 115.0 | P 117.2 | 108.1 | P 110.9       | P 111.2 | P 111.6 | 109.8 | P 108.8      | P 109.0 | P 109.0 | 109.1 |

| 都市<br>City       | 新 潟 Niigata |         |         |       | 仙 台 Sendai |         |         |       | 札 幌 Sapporo |         |         |       |
|------------------|-------------|---------|---------|-------|------------|---------|---------|-------|-------------|---------|---------|-------|
| 年月<br>Year Month | 新 潟 Niigata |         |         |       | 仙 台 Sendai |         |         |       | 札 幌 Sapporo |         |         |       |
| 2011 年平均         | 100.1       | 100.0   | 98.4    | 105.1 | 100.5      | 100.5   | 99.1    | 104.8 | 97.8        | 97.6    | 95.2    | 105.2 |
| 2012             | 100.7       | 100.7   | 99.2    | 105.3 | 105.9      | 106.1   | 105.9   | 106.8 | 99.2        | 99.1    | 97.0    | 105.5 |
| 2013             | 104.2       | 104.4   | 103.6   | 106.7 | 112.9      | 113.5   | 115.0   | 109.0 | 102.7       | 102.7   | 101.3   | 107.2 |
| 2014             | 110.9       | 111.2   | 112.0   | 108.9 | 121.2      | 122.0   | 125.3   | 111.9 | 109.2       | 109.5   | 109.4   | 109.8 |
| 2015             | 113.0       | 113.5   | 114.6   | 110.0 | 125.3      | 126.3   | 130.7   | 112.8 | 112.9       | 113.3   | 114.1   | 111.1 |
| 2015 年 3 月       | 113.3       | 113.7   | 115.0   | 109.9 | 125.4      | 126.4   | 130.8   | 112.7 | 112.9       | 113.3   | 114.1   | 110.9 |
| 4                | 113.2       | 113.6   | 114.8   | 110.1 | 125.3      | 126.3   | 130.6   | 113.0 | 112.9       | 113.3   | 114.0   | 111.2 |
| 5                | 113.2       | 113.7   | 114.7   | 110.4 | 125.4      | 126.4   | 130.6   | 113.2 | 113.0       | 113.4   | 114.0   | 111.5 |
| 6                | 113.3       | 113.7   | 114.7   | 110.4 | 125.7      | 126.7   | 131.0   | 113.3 | 113.1       | 113.5   | 114.1   | 111.6 |
| 7                | 113.2       | 113.6   | 114.7   | 110.2 | 125.7      | 126.6   | 131.0   | 113.0 | 113.0       | 113.4   | 114.0   | 111.3 |
| 8                | 113.0       | 113.3   | 114.4   | 109.9 | 125.4      | 126.4   | 130.7   | 112.8 | 113.0       | 113.3   | 114.1   | 111.0 |
| 9                | 113.1       | 113.5   | 114.6   | 110.0 | 125.6      | 126.6   | 131.0   | 112.9 | 113.2       | 113.6   | 114.4   | 111.2 |
| 10               | 112.8       | 113.2   | 114.4   | 109.8 | 125.3      | 126.3   | 130.8   | 112.6 | 112.8       | 113.2   | 114.0   | 110.9 |
| 11               | 112.6       | 113.0   | 114.1   | 109.6 | 125.1      | 126.1   | 130.5   | 112.5 | 112.8       | 113.2   | 114.0   | 110.8 |
| 12               | 112.3       | 112.7   | 113.8   | 109.4 | 124.7      | 125.7   | 130.0   | 112.3 | 112.6       | 113.0   | 113.8   | 110.5 |
| 2016 年 1 月       | 112.3       | 112.7   | 113.8   | 109.3 | 124.6      | 125.6   | 130.0   | 112.1 | 112.4       | 112.8   | 113.6   | 110.4 |
| 2                | P 112.2     | P 112.6 | P 113.7 | 109.3 | P 124.5    | P 125.5 | P 129.7 | 112.2 | P 112.4     | P 112.8 | P 113.5 | 110.4 |
| 3                | P 112.0     | P 112.5 | P 113.5 | 109.1 | P 124.3    | P 125.3 | P 129.6 | 112.1 | P 112.3     | P 112.7 | P 113.5 | 110.2 |

注) Pは暫定値  
Note: The 'P' denotes provisional data.

5. 都市別指数 (11) Index by cities

各都市平成17年平均=100  
2005 average=100

| 22            | 建物種類 Building type | 構造別平均 (S)          |               |                       |              |                        |               |                       |              |                    |               |                       |              |
|---------------|--------------------|--------------------|---------------|-----------------------|--------------|------------------------|---------------|-----------------------|--------------|--------------------|---------------|-----------------------|--------------|
|               |                    | 指数種類 Kind of Index |               |                       |              | 工事原価 Construction cost |               |                       |              | 純工事費 Net work cost |               |                       |              |
| 年月 Year Month | 都市 City            | 工事原価               | 純工事費          | 建築                    | 設備           | 工事原価                   | 純工事費          | 建築                    | 設備           | 工事原価               | 純工事費          | 建築                    | 設備           |
|               |                    | Construction cost  | Net work cost | Building construction | Installation | Construction cost      | Net work cost | Building construction | Installation | Construction cost  | Net work cost | Building construction | Installation |
|               |                    | 大阪 Osaka           |               |                       |              | 名古屋 Nagoya             |               |                       |              | 福岡 Fukuoka         |               |                       |              |
| 2011 年平均      |                    | 101.5              | 101.5         | 100.3                 | 105.1        | 101.1                  | 101.1         | 99.7                  | 105.2        | 99.7               | 99.6          | 97.8                  | 104.8        |
| 2012          |                    | 99.8               | 99.8          | 97.9                  | 105.2        | 99.9                   | 99.9          | 98.0                  | 105.4        | 98.5               | 98.5          | 96.2                  | 105.0        |
| 2013          |                    | 102.3              | 102.4         | 100.8                 | 106.9        | 102.4                  | 102.5         | 100.9                 | 107.2        | 100.9              | 100.9         | 98.9                  | 106.7        |
| 2014          |                    | 108.1              | 108.3         | 107.9                 | 109.4        | 108.7                  | 108.9         | 108.6                 | 109.7        | 106.7              | 106.8         | 106.0                 | 109.2        |
| 2015          |                    | 110.4              | 110.7         | 110.7                 | 110.6        | 111.4                  | 111.6         | 111.9                 | 110.8        | 109.3              | 109.5         | 109.3                 | 110.1        |
| 2015 年 3 月    |                    | 111.0              | 111.3         | 111.6                 | 110.5        | 111.7                  | 112.0         | 112.4                 | 110.7        | 109.8              | 110.0         | 110.0                 | 110.1        |
| 4             |                    | 110.9              | 111.1         | 111.3                 | 110.7        | 111.6                  | 111.8         | 112.1                 | 110.9        | 109.6              | 109.8         | 109.6                 | 110.3        |
| 5             |                    | 110.7              | 111.0         | 111.0                 | 111.0        | 111.6                  | 111.9         | 112.1                 | 111.2        | 109.7              | 109.9         | 109.6                 | 110.6        |
| 6             |                    | 110.8              | 111.0         | 111.0                 | 111.0        | 111.7                  | 111.9         | 112.1                 | 111.2        | 109.6              | 109.7         | 109.5                 | 110.6        |
| 7             |                    | 110.7              | 110.9         | 111.0                 | 110.8        | 111.6                  | 111.8         | 112.1                 | 110.9        | 109.5              | 109.7         | 109.5                 | 110.3        |
| 8             |                    | 110.4              | 110.6         | 110.7                 | 110.5        | 111.5                  | 111.7         | 112.0                 | 110.7        | 109.5              | 109.6         | 109.5                 | 110.1        |
| 9             |                    | 110.4              | 110.7         | 110.7                 | 110.7        | 111.4                  | 111.6         | 111.9                 | 110.8        | 109.4              | 109.6         | 109.4                 | 110.2        |
| 10            |                    | 110.1              | 110.3         | 110.3                 | 110.4        | 111.1                  | 111.3         | 111.6                 | 110.6        | 109.1              | 109.3         | 109.1                 | 109.9        |
| 11            |                    | 109.8              | 110.0         | 110.0                 | 110.3        | 111.0                  | 111.3         | 111.5                 | 110.4        | 108.9              | 109.0         | 108.7                 | 109.8        |
| 12            |                    | 109.6              | 109.8         | 109.6                 | 110.1        | 110.7                  | 111.0         | 111.2                 | 110.2        | 108.5              | 108.6         | 108.3                 | 109.6        |
| 2016 年 1 月    |                    | 109.3              | 109.5         | 109.4                 | 109.9        | 110.7                  | 110.9         | 111.2                 | 110.0        | 108.2              | 108.4         | 108.1                 | 109.4        |
| 2             |                    | P 109.1            | P 109.3       | P 109.0               | 110.0        | P 110.1                | P 110.4       | P 110.5               | 110.0        | P 108.0            | P 108.2       | P 107.8               | 109.5        |
| 3             |                    | P 108.7            | P 108.9       | P 108.6               | 109.8        | P 109.6                | P 109.9       | P 109.8               | 109.9        | P 107.8            | P 107.9       | P 107.4               | 109.3        |

| 年月 Year Month | 都市 City | 広島 Hiroshima |         |         |       | 高松 Takamatsu |         |         |       | 金沢 Kanazawa |         |         |       |
|---------------|---------|--------------|---------|---------|-------|--------------|---------|---------|-------|-------------|---------|---------|-------|
|               |         | 工事原価         | 純工事費    | 建築      | 設備    | 工事原価         | 純工事費    | 建築      | 設備    | 工事原価        | 純工事費    | 建築      | 設備    |
| 2011 年平均      |         | 102.9        | 102.9   | 102.5   | 104.1 | 100.5        | 100.5   | 99.0    | 104.7 | 101.0       | 101.0   | 99.8    | 104.5 |
| 2012          |         | 101.3        | 101.3   | 100.4   | 104.1 | 98.9         | 98.8    | 96.7    | 105.1 | 99.5        | 99.5    | 97.7    | 104.8 |
| 2013          |         | 103.7        | 103.8   | 103.1   | 105.8 | 101.3        | 101.3   | 99.4    | 106.9 | 101.7       | 101.8   | 100.2   | 106.4 |
| 2014          |         | 109.3        | 109.5   | 110.1   | 107.9 | 107.8        | 108.0   | 107.4   | 109.6 | 107.6       | 107.7   | 107.4   | 108.7 |
| 2015          |         | 112.0        | 112.3   | 113.4   | 108.9 | 110.8        | 111.1   | 111.2   | 110.6 | 109.3       | 109.5   | 109.4   | 109.9 |
| 2015 年 3 月    |         | 112.2        | 112.5   | 113.8   | 108.8 | 111.4        | 111.7   | 112.1   | 110.5 | 110.1       | 110.3   | 110.5   | 109.8 |
| 4             |         | 112.1        | 112.4   | 113.5   | 109.1 | 111.3        | 111.5   | 111.8   | 110.8 | 110.0       | 110.2   | 110.2   | 110.1 |
| 5             |         | 112.5        | 112.8   | 113.9   | 109.3 | 111.3        | 111.6   | 111.7   | 111.0 | 109.9       | 110.1   | 110.0   | 110.4 |
| 6             |         | 112.3        | 112.6   | 113.7   | 109.3 | 111.1        | 111.4   | 111.5   | 111.0 | 109.9       | 110.1   | 110.0   | 110.3 |
| 7             |         | 112.3        | 112.5   | 113.7   | 109.1 | 111.1        | 111.3   | 111.4   | 110.8 | 109.7       | 109.8   | 109.7   | 110.1 |
| 8             |         | 112.2        | 112.4   | 113.7   | 108.8 | 110.8        | 111.0   | 111.1   | 110.5 | 109.2       | 109.4   | 109.2   | 109.8 |
| 9             |         | 112.2        | 112.5   | 113.7   | 109.0 | 110.9        | 111.1   | 111.3   | 110.7 | 109.0       | 109.2   | 108.9   | 110.0 |
| 10            |         | 111.9        | 112.1   | 113.3   | 108.7 | 110.6        | 110.8   | 111.0   | 110.4 | 108.7       | 108.9   | 108.6   | 109.7 |
| 11            |         | 111.4        | 111.7   | 112.7   | 108.6 | 110.3        | 110.5   | 110.6   | 110.3 | 108.6       | 108.7   | 108.5   | 109.6 |
| 12            |         | 111.2        | 111.4   | 112.5   | 108.3 | 110.0        | 110.2   | 110.3   | 110.0 | 108.1       | 108.3   | 107.9   | 109.4 |
| 2016 年 1 月    |         | 110.9        | 111.2   | 112.2   | 108.2 | 109.8        | 110.0   | 110.0   | 109.9 | 108.0       | 108.2   | 107.9   | 109.2 |
| 2             |         | P 110.7      | P 111.0 | P 111.9 | 108.2 | P 109.6      | P 109.8 | P 109.7 | 110.0 | P 108.0     | P 108.2 | P 107.8 | 109.3 |
| 3             |         | P 110.4      | P 110.7 | P 111.6 | 108.1 | P 109.3      | P 109.5 | P 109.4 | 109.9 | P 107.8     | P 108.0 | P 107.5 | 109.2 |

| 年月 Year Month | 都市 City | 新潟 Niigata |         |         |       | 仙台 Sendai |         |         |       | 札幌 Sapporo |         |         |       |
|---------------|---------|------------|---------|---------|-------|-----------|---------|---------|-------|------------|---------|---------|-------|
|               |         | 工事原価       | 純工事費    | 建築      | 設備    | 工事原価      | 純工事費    | 建築      | 設備    | 工事原価       | 純工事費    | 建築      | 設備    |
| 2011 年平均      |         | 100.5      | 100.5   | 99.0    | 104.7 | 100.9     | 100.9   | 99.7    | 104.4 | 99.9       | 99.8    | 98.1    | 104.8 |
| 2012          |         | 99.5       | 99.5    | 97.6    | 105.0 | 102.0     | 102.0   | 100.6   | 106.3 | 99.8       | 99.7    | 97.9    | 105.1 |
| 2013          |         | 102.0      | 102.0   | 100.5   | 106.6 | 105.9     | 106.1   | 105.2   | 108.8 | 102.2      | 102.2   | 100.6   | 107.1 |
| 2014          |         | 108.2      | 108.3   | 108.1   | 108.9 | 113.2     | 113.5   | 114.1   | 111.9 | 107.9      | 108.0   | 107.4   | 109.8 |
| 2015          |         | 110.5      | 110.7   | 110.9   | 110.0 | 116.8     | 117.3   | 118.8   | 112.8 | 111.2      | 111.4   | 111.6   | 111.0 |
| 2015 年 3 月    |         | 111.1      | 111.3   | 111.8   | 109.9 | 117.1     | 117.6   | 119.3   | 112.7 | 111.4      | 111.7   | 111.9   | 110.8 |
| 4             |         | 110.9      | 111.1   | 111.5   | 110.2 | 117.0     | 117.5   | 119.0   | 112.9 | 111.5      | 111.7   | 111.9   | 111.2 |
| 5             |         | 111.0      | 111.2   | 111.5   | 110.4 | 117.1     | 117.6   | 119.0   | 113.2 | 111.5      | 111.8   | 111.9   | 111.5 |
| 6             |         | 111.0      | 111.2   | 111.5   | 110.4 | 117.3     | 117.8   | 119.3   | 113.2 | 111.6      | 111.8   | 112.0   | 111.5 |
| 7             |         | 111.0      | 111.2   | 111.5   | 110.2 | 117.3     | 117.7   | 119.3   | 112.9 | 111.6      | 111.8   | 112.0   | 111.2 |
| 8             |         | 110.5      | 110.7   | 111.0   | 109.9 | 117.0     | 117.4   | 119.0   | 112.7 | 111.5      | 111.7   | 112.0   | 110.9 |
| 9             |         | 110.4      | 110.6   | 110.7   | 110.1 | 117.0     | 117.5   | 119.1   | 112.8 | 111.4      | 111.6   | 111.7   | 111.1 |
| 10            |         | 109.9      | 110.1   | 110.2   | 109.8 | 116.6     | 117.0   | 118.6   | 112.6 | 110.9      | 111.1   | 111.2   | 110.8 |
| 11            |         | 109.8      | 110.0   | 110.1   | 109.6 | 116.4     | 116.9   | 118.4   | 112.4 | 110.8      | 111.1   | 111.2   | 110.7 |
| 12            |         | 109.3      | 109.5   | 109.6   | 109.4 | 116.2     | 116.6   | 118.1   | 112.2 | 110.7      | 111.0   | 111.1   | 110.4 |
| 2016 年 1 月    |         | 109.3      | 109.5   | 109.6   | 109.2 | 116.1     | 116.6   | 118.1   | 112.0 | 110.5      | 110.7   | 110.8   | 110.3 |
| 2             |         | P 109.3    | P 109.5 | P 109.5 | 109.4 | P 115.8   | P 116.2 | P 117.6 | 112.2 | P 110.3    | P 110.6 | P 110.6 | 110.3 |
| 3             |         | P 109.0    | P 109.2 | P 109.2 | 109.2 | P 115.5   | P 116.0 | P 117.3 | 112.1 | P 110.3    | P 110.5 | P 110.6 | 110.2 |

注) Pは暫定値  
Note: The 'P' denotes provisional data.







6. 都市間格差指数 (4) Regional difference index

東京=100  
Tokyo=100

| 21                           |                           | 建物種類 Building type | 構造別平均 R C    |                 |                |                  |                  |                 |                |               |                |      |
|------------------------------|---------------------------|--------------------|--------------|-----------------|----------------|------------------|------------------|-----------------|----------------|---------------|----------------|------|
| 指数種類<br>Kind of Index        | 都市<br>年 City<br>Year      | 東 京<br>Tokyo       | 大 阪<br>Osaka | 名 古 屋<br>Nagoya | 福 岡<br>Fukuoka | 広 島<br>Hiroshima | 高 松<br>Takamatsu | 金 沢<br>Kanazawa | 新 潟<br>Niigata | 仙 台<br>Sendai | 札 幌<br>Sapporo |      |
|                              | 工事原価<br>Construction cost | 2009年              | 100.0        | 98.1            | 97.1           | 95.8             | 97.6             | 95.4            | 98.8           | 98.0          | 95.8           | 97.6 |
| 2010                         |                           | 100.0              | 98.5         | 97.4            | 96.2           | 98.9             | 95.8             | 100.0           | 98.7           | 96.3          | 97.6           |      |
| 2011                         |                           | 100.0              | 97.9         | 96.0            | 94.8           | 97.9             | 94.8             | 99.0            | 97.1           | 95.9          | 95.7           |      |
| 2012                         |                           | 100.0              | 95.8         | 94.3            | 92.8           | 95.4             | 92.6             | 96.9            | 95.9           | 98.4          | 94.7           |      |
| 2013                         |                           | 100.0              | 95.6         | 94.2            | 93.2           | 95.1             | 92.7             | 96.8            | 96.2           | 100.8         | 95.1           |      |
| 2014                         |                           | 100.0              | 95.1         | 94.4            | 93.3           | 94.5             | 93.2             | 96.3            | 96.2           | 101.3         | 95.1           |      |
| 純工事費<br>Net work cost        | 2009年                     | 100.0              | 98.1         | 97.1            | 95.8           | 97.7             | 95.3             | 99.3            | 98.6           | 96.0          | 98.0           |      |
|                              | 2010                      | 100.0              | 98.4         | 97.1            | 96.2           | 98.9             | 95.7             | 100.8           | 99.3           | 96.5          | 97.9           |      |
|                              | 2011                      | 100.0              | 97.8         | 95.8            | 94.8           | 97.8             | 94.7             | 99.8            | 97.6           | 96.2          | 96.1           |      |
|                              | 2012                      | 100.0              | 95.7         | 94.4            | 93.0           | 95.8             | 92.4             | 97.7            | 96.1           | 98.4          | 95.2           |      |
|                              | 2013                      | 100.0              | 95.5         | 94.4            | 93.3           | 95.5             | 92.5             | 97.5            | 96.4           | 101.0         | 95.7           |      |
|                              | 2014                      | 100.0              | 95.0         | 94.5            | 93.5           | 93.5             | 94.9             | 93.0            | 96.9           | 96.4          | 95.8           |      |
| 建 築<br>Building construction | 2009年                     | 100.0              | 98.4         | 97.0            | 96.3           | 98.4             | 95.7             | 100.3           | 99.6           | 96.5          | 98.8           |      |
|                              | 2010                      | 100.0              | 98.7         | 97.1            | 96.7           | 100.0            | 96.2             | 102.3           | 100.5          | 97.2          | 98.6           |      |
|                              | 2011                      | 100.0              | 97.9         | 95.3            | 94.8           | 98.6             | 94.8             | 101.0           | 98.3           | 96.7          | 96.2           |      |
|                              | 2012                      | 100.0              | 95.1         | 93.5            | 92.4           | 96.0             | 91.8             | 98.2            | 96.2           | 99.2          | 95.0           |      |
|                              | 2013                      | 100.0              | 94.9         | 93.5            | 93.0           | 95.7             | 91.9             | 98.0            | 96.7           | 102.5         | 95.6           |      |
|                              | 2014                      | 100.0              | 94.3         | 93.7            | 93.3           | 95.1             | 92.6             | 97.4            | 96.9           | 103.1         | 95.7           |      |
| 設 備<br>Installation          | 2009年                     | 100.0              | 97.2         | 97.3            | 94.1           | 95.4             | 94.2             | 96.1            | 95.4           | 94.5          | 95.8           |      |
|                              | 2010                      | 100.0              | 97.5         | 97.3            | 94.5           | 95.4             | 94.2             | 96.0            | 95.5           | 94.4          | 95.8           |      |
|                              | 2011                      | 100.0              | 97.6         | 97.3            | 94.6           | 95.3             | 94.3             | 96.0            | 95.5           | 94.5          | 95.8           |      |
|                              | 2012                      | 100.0              | 97.5         | 97.3            | 94.6           | 95.1             | 94.5             | 96.0            | 95.5           | 96.0          | 95.8           |      |
|                              | 2013                      | 100.0              | 97.4         | 97.2            | 94.5           | 94.9             | 94.5             | 95.8            | 95.3           | 96.6          | 96.0           |      |
|                              | 2014                      | 100.0              | 97.2         | 97.0            | 94.1           | 94.3             | 94.3             | 95.4            | 94.8           | 96.6          | 95.9           |      |
| 22                           |                           | 建物種類 Building type | 構造別平均 S      |                 |                |                  |                  |                 |                |               |                |      |
| 工事原価<br>Construction cost    | 2009年                     | 100.0              | 97.8         | 97.4            | 96.5           | 97.1             | 95.7             | 97.7            | 97.3           | 96.7          | 100.3          |      |
|                              | 2010                      | 100.0              | 98.3         | 97.8            | 96.8           | 98.0             | 96.0             | 98.4            | 97.6           | 97.0          | 99.7           |      |
|                              | 2011                      | 100.0              | 98.2         | 97.3            | 96.3           | 97.7             | 95.8             | 98.2            | 97.1           | 96.9          | 98.7           |      |
|                              | 2012                      | 100.0              | 97.4         | 96.7            | 96.0           | 96.6             | 95.3             | 97.5            | 97.1           | 98.6          | 99.2           |      |
|                              | 2013                      | 100.0              | 97.6         | 96.9            | 96.0           | 96.7             | 95.4             | 97.5            | 97.2           | 99.4          | 99.2           |      |
|                              | 2014                      | 100.0              | 97.0         | 96.7            | 95.5           | 96.1             | 95.5             | 97.1            | 97.1           | 100.0         | 98.5           |      |
| 純工事費<br>Net work cost        | 2009年                     | 100.0              | 97.8         | 97.3            | 96.5           | 97.2             | 95.7             | 98.0            | 97.8           | 97.0          | 100.8          |      |
|                              | 2010                      | 100.0              | 98.2         | 97.6            | 96.8           | 98.0             | 96.0             | 98.9            | 98.0           | 97.2          | 100.0          |      |
|                              | 2011                      | 100.0              | 98.2         | 97.2            | 96.3           | 97.6             | 95.8             | 98.8            | 97.5           | 97.1          | 99.1           |      |
|                              | 2012                      | 100.0              | 97.4         | 96.9            | 96.2           | 96.9             | 95.2             | 98.1            | 97.3           | 98.6          | 99.8           |      |
|                              | 2013                      | 100.0              | 97.6         | 97.0            | 96.2           | 97.1             | 95.4             | 98.1            | 97.5           | 99.6          | 99.8           |      |
|                              | 2014                      | 100.0              | 97.0         | 96.9            | 95.7           | 96.5             | 95.4             | 97.7            | 97.3           | 100.1         | 99.1           |      |
| 建 築<br>Building construction | 2009年                     | 100.0              | 97.9         | 97.3            | 97.3           | 97.9             | 96.2             | 98.7            | 98.6           | 97.8          | 102.5          |      |
|                              | 2010                      | 100.0              | 98.5         | 97.7            | 97.7           | 98.9             | 96.6             | 99.9            | 99.0           | 98.3          | 101.5          |      |
|                              | 2011                      | 100.0              | 98.3         | 97.1            | 97.0           | 98.4             | 96.3             | 99.8            | 98.3           | 98.1          | 100.2          |      |
|                              | 2012                      | 100.0              | 97.3         | 96.7            | 96.7           | 97.6             | 95.5             | 98.9            | 98.0           | 99.6          | 101.2          |      |
|                              | 2013                      | 100.0              | 97.6         | 97.0            | 96.9           | 97.9             | 95.7             | 98.9            | 98.3           | 100.7         | 101.2          |      |
|                              | 2014                      | 100.0              | 96.9         | 96.9            | 96.4           | 97.3             | 95.9             | 98.5            | 98.3           | 101.4         | 100.3          |      |
| 設 備<br>Installation          | 2009年                     | 100.0              | 97.2         | 97.4            | 94.0           | 95.3             | 94.1             | 96.0            | 95.3           | 94.4          | 95.6           |      |
|                              | 2010                      | 100.0              | 97.6         | 97.3            | 94.4           | 95.2             | 94.1             | 95.9            | 95.3           | 94.3          | 95.6           |      |
|                              | 2011                      | 100.0              | 97.6         | 97.4            | 94.5           | 95.2             | 94.2             | 95.9            | 95.3           | 94.2          | 95.6           |      |
|                              | 2012                      | 100.0              | 97.5         | 97.3            | 94.5           | 94.9             | 94.4             | 95.9            | 95.3           | 95.7          | 95.7           |      |
|                              | 2013                      | 100.0              | 97.3         | 97.2            | 94.3           | 94.7             | 94.3             | 95.6            | 95.0           | 96.2          | 95.7           |      |
|                              | 2014                      | 100.0              | 97.0         | 96.9            | 93.9           | 94.1             | 94.1             | 95.2            | 94.5           | 96.3          | 95.6           |      |

7. 主要細目価格指数[東京]

Price index (major detailed items) [Tokyo]

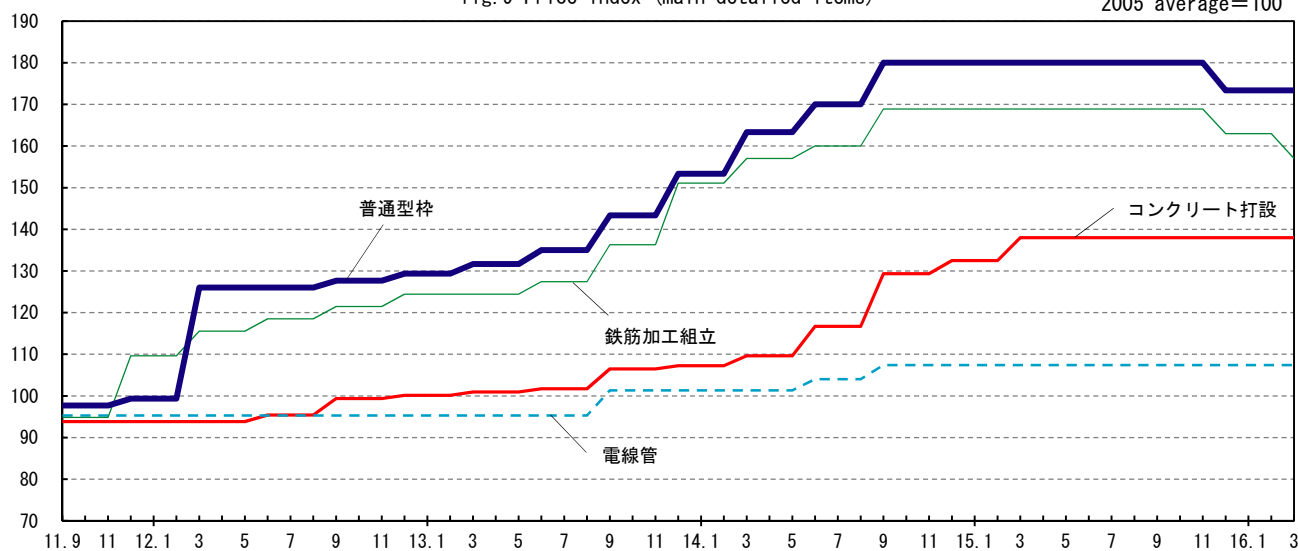
平成17年平均=100  
2005 average=100

| 年月<br>Year Month | 細目<br>Items | コンクリート打設<br>(工)<br>Cast-In-Place<br>Concrete(M) | 鉄筋加工組立<br>(工)<br>Reinforcement (W) | 普通合板型枠<br>(材工)<br>Ordinary form<br>(plywood) (M&W) | 鉄骨工場製作<br>(工)<br>Structural<br>steel work (W) | アスファルト防水<br>(材工)<br>Bituminous<br>membrane (M&W) | 間仕切軸組<br>(材工)<br>Internal<br>partitioning wall<br>frame (M&W) |
|------------------|-------------|-------------------------------------------------|------------------------------------|----------------------------------------------------|-----------------------------------------------|--------------------------------------------------|---------------------------------------------------------------|
| 2010年 平均         |             | 95.4                                            | 82.0                               | 89.8                                               | 94.9                                          | 102.0                                            | 86.1                                                          |
| 2011             |             | 93.8                                            | 93.1                               | 92.4                                               | 84.4                                          | 103.3                                            | 86.1                                                          |
| 2012             |             | 96.1                                            | 117.5                              | 122.3                                              | 87.8                                          | 106.6                                            | 87.0                                                          |
| 2013             |             | 102.9                                           | 130.4                              | 136.8                                              | 90.1                                          | 116.3                                            | 88.8                                                          |
| 2014             |             | 117.8                                           | 160.7                              | 168.9                                              | 119.1                                         | 133.9                                            | 88.8                                                          |
| 2015             |             | 137.1                                           | 168.4                              | 179.4                                              | 145.0                                         | 143.7                                            | 88.8                                                          |
| 2015年 3月         |             | 138.0                                           | 168.9                              | 180.0                                              | 147.4                                         | 143.7                                            | 88.8                                                          |
| 4                |             | 138.0                                           | 168.9                              | 180.0                                              | 147.4                                         | 143.7                                            | 88.8                                                          |
| 5                |             | 138.0                                           | 168.9                              | 180.0                                              | 147.4                                         | 143.7                                            | 88.8                                                          |
| 6                |             | 138.0                                           | 168.9                              | 180.0                                              | 147.4                                         | 143.7                                            | 88.8                                                          |
| 7                |             | 138.0                                           | 168.9                              | 180.0                                              | 147.4                                         | 143.7                                            | 88.8                                                          |
| 8                |             | 138.0                                           | 168.9                              | 180.0                                              | 147.4                                         | 143.7                                            | 88.8                                                          |
| 9                |             | 138.0                                           | 168.9                              | 180.0                                              | 147.4                                         | 143.7                                            | 88.8                                                          |
| 10               |             | 138.0                                           | 168.9                              | 180.0                                              | 147.4                                         | 143.7                                            | 88.8                                                          |
| 11               |             | 138.0                                           | 168.9                              | 180.0                                              | 147.4                                         | 143.7                                            | 88.8                                                          |
| 12               |             | 138.0                                           | 168.9                              | 180.0                                              | 147.4                                         | 143.7                                            | 88.8                                                          |
| 2016年 1月         |             | 138.0                                           | 163.0                              | 173.3                                              | 147.4                                         | 143.7                                            | 88.8                                                          |
| 2                |             | 138.0                                           | 163.0                              | 173.3                                              | 147.4                                         | 143.7                                            | 88.8                                                          |
| 3                |             | 138.0                                           | 157.0                              | 173.3                                              | 147.4                                         | 143.7                                            | 88.8                                                          |

| 年月<br>Year Month | 細目<br>Items | 軽鉄壁軸組<br>(材工)<br>Steel wall<br>backing (M&W) | 床モルタル塗<br>(材工)<br>Cement plastering<br>to floor(M&W) | フロートガラス<br>(材工)<br>Float sheet<br>glass (M&W) | 石こうボード<br>(材工)<br>Plaster board<br>(M&W) | 電線管<br>(材工)<br>Rigid steel<br>conduits (M&W) | 配管<br>(工)<br>Piping work<br>(W) |
|------------------|-------------|----------------------------------------------|------------------------------------------------------|-----------------------------------------------|------------------------------------------|----------------------------------------------|---------------------------------|
| 2010年 平均         |             | 94.0                                         | 97.1                                                 | 87.2                                          | 91.2                                     | 96.0                                         | 98.3                            |
| 2011             |             | 93.2                                         | 95.5                                                 | 84.7                                          | 90.5                                     | 95.7                                         | 98.3                            |
| 2012             |             | 91.8                                         | 95.2                                                 | 84.6                                          | 86.4                                     | 95.3                                         | 98.3                            |
| 2013             |             | 94.4                                         | 97.3                                                 | 84.2                                          | 87.0                                     | 97.3                                         | 98.3                            |
| 2014             |             | 104.7                                        | 103.2                                                | 84.2                                          | 101.0                                    | 104.0                                        | 99.0                            |
| 2015             |             | 110.5                                        | 108.3                                                | 84.2                                          | 119.7                                    | 107.4                                        | 100.6                           |
| 2015年 3月         |             | 110.5                                        | 108.3                                                | 84.2                                          | 119.7                                    | 107.4                                        | 100.6                           |
| 4                |             | 110.5                                        | 108.3                                                | 84.2                                          | 119.7                                    | 107.4                                        | 100.6                           |
| 5                |             | 110.5                                        | 108.3                                                | 84.2                                          | 119.7                                    | 107.4                                        | 100.6                           |
| 6                |             | 110.5                                        | 108.3                                                | 84.2                                          | 119.7                                    | 107.4                                        | 100.6                           |
| 7                |             | 110.5                                        | 108.3                                                | 84.2                                          | 119.7                                    | 107.4                                        | 100.6                           |
| 8                |             | 110.5                                        | 108.3                                                | 84.2                                          | 119.7                                    | 107.4                                        | 100.6                           |
| 9                |             | 110.5                                        | 108.3                                                | 84.2                                          | 119.7                                    | 107.4                                        | 100.6                           |
| 10               |             | 110.5                                        | 108.3                                                | 84.2                                          | 119.7                                    | 107.4                                        | 100.6                           |
| 11               |             | 110.5                                        | 108.3                                                | 84.2                                          | 119.7                                    | 107.4                                        | 100.6                           |
| 12               |             | 110.5                                        | 108.3                                                | 84.2                                          | 119.7                                    | 107.4                                        | 100.6                           |
| 2016年 1月         |             | 110.5                                        | 108.3                                                | 84.2                                          | 119.7                                    | 107.4                                        | 100.6                           |
| 2                |             | 110.5                                        | 108.3                                                | 84.2                                          | 119.7                                    | 107.4                                        | 100.6                           |
| 3                |             | 110.5                                        | 108.3                                                | 84.2                                          | 119.7                                    | 107.4                                        | 100.6                           |

図-9 主要細目価格指数  
fig.9 Price index (main detailed items)

平成17年平均=100  
2005 average=100





8. 主要細目寄与度[東京] Contribution to Annual and Monthly changes  
(major detailed items) [Tokyo]

(対純工事費)  
to Net work cost

| 建物種類<br>Building type |                                       | No.2 集合住宅 RC<br>Condominium                      |                                           |                                          | No.6 事務所 S<br>Office                             |                                           |                                          |
|-----------------------|---------------------------------------|--------------------------------------------------|-------------------------------------------|------------------------------------------|--------------------------------------------------|-------------------------------------------|------------------------------------------|
|                       |                                       | 2005年比<br>Base period<br>changes<br>(16.3/05Ave) | 前年同月比<br>Yearly<br>changes<br>(16.3/15.3) | 前月比<br>Monthly<br>changes<br>(16.3/16.2) | 2005年比<br>Base period<br>changes<br>(16.3/05Ave) | 前年同月比<br>Yearly<br>changes<br>(16.3/15.3) | 前月比<br>Monthly<br>changes<br>(16.3/16.2) |
| 細目                    | Items                                 |                                                  |                                           |                                          |                                                  |                                           |                                          |
| (純工事費)                | Net work cost)                        | 15.08                                            | ▲ 1.83                                    | ▲ 0.30                                   | 9.60                                             | ▲ 1.87                                    | ▲ 0.41                                   |
| (建築)                  | Building construction)                | 12.82                                            | ▲ 1.63                                    | ▲ 0.26                                   | 6.78                                             | ▲ 1.66                                    | ▲ 0.38                                   |
| 生コンクリート               | (材) Ready-mixed concrete (M)          | 0.94                                             | 0.13                                      | 0.00                                     | 0.35                                             | 0.05                                      | 0.00                                     |
| 型枠                    | (材工) Formwork (M&W)                   | 6.69                                             | ▲ 0.52                                    | 0.00                                     | 0.97                                             | ▲ 0.08                                    | 0.00                                     |
| 鉄筋                    | (材) Deformed bar (M)                  | ▲ 1.12                                           | ▲ 1.13                                    | ▲ 0.09                                   | ▲ 0.27                                           | ▲ 0.29                                    | ▲ 0.02                                   |
| 鉄筋加工組立                | (工) Reinforcement (W)                 | 1.58                                             | ▲ 0.28                                    | ▲ 0.14                                   | 0.36                                             | ▲ 0.07                                    | ▲ 0.03                                   |
| 鋼骨材                   | (材) Steel frame (M)                   | ▲ 0.01                                           | ▲ 0.01                                    | ▲ 0.00                                   | ▲ 1.15                                           | ▲ 1.50                                    | ▲ 0.31                                   |
| 鉄骨加工                  | (工) Structural steel work (W)         | 0.01                                             | 0.00                                      | 0.00                                     | 1.22                                             | 0.00                                      | 0.00                                     |
| アスファルト防水              | (材工) Bituminous membrane (M&W)        | 0.24                                             | 0.00                                      | 0.00                                     | 0.14                                             | 0.00                                      | 0.00                                     |
| 木工                    | (材工) Carpentry (M&W)                  | ▲ 0.04                                           | ▲ 0.02                                    | ▲ 0.01                                   | ▲ 0.00                                           | ▲ 0.00                                    | ▲ 0.00                                   |
| 軽鉄軸組                  | (材工) Steel wall backing (M&W)         | 0.02                                             | 0.00                                      | 0.00                                     | 0.05                                             | 0.00                                      | 0.00                                     |
| モルタル塗                 | (材工) Cement plastering (M&W)          | 0.14                                             | 0.00                                      | 0.00                                     | 0.03                                             | 0.00                                      | 0.00                                     |
| アルミサッシ                | (材工) Aluminum window (M&W)            | 0.08                                             | 0.00                                      | 0.00                                     | 0.12                                             | 0.00                                      | 0.00                                     |
| 石こうボード                | (材工) Plaster board (M&W)              | 0.32                                             | 0.00                                      | 0.00                                     | 0.27                                             | 0.00                                      | 0.00                                     |
| 上記以外の建築細目             | Others                                | 3.98                                             | 0.20                                      | ▲ 0.02                                   | 4.70                                             | 0.23                                      | ▲ 0.02                                   |
| (設備)                  | Installation)                         | 2.26                                             | ▲ 0.20                                    | ▲ 0.04                                   | 2.83                                             | ▲ 0.22                                    | ▲ 0.03                                   |
| 電気機器                  | (材工) Electrical equipment (M&W)       | 0.28                                             | 0.03                                      | 0.00                                     | 0.47                                             | 0.02                                      | 0.00                                     |
| 照明器具                  | (材工) Lighting equipment (M&W)         | 0.03                                             | 0.00                                      | 0.00                                     | 0.08                                             | 0.00                                      | 0.00                                     |
| 電線・ケーブル               | (材工) Wiring, Cable (M&W)              | 0.80                                             | ▲ 0.18                                    | 0.00                                     | 0.89                                             | ▲ 0.22                                    | 0.00                                     |
| 衛生機器                  | (材工) Sanitary equipment (M&W)         | 0.32                                             | ▲ 0.03                                    | 0.00                                     | 0.31                                             | ▲ 0.04                                    | 0.00                                     |
| 配管                    | (材工) Plumbing, Gas (M&W)              | 0.46                                             | ▲ 0.04                                    | ▲ 0.04                                   | 0.24                                             | ▲ 0.02                                    | ▲ 0.02                                   |
| 空調機器                  | (材工) Air-conditioning equipment (M&W) | 0.13                                             | 0.01                                      | 0.00                                     | 0.31                                             | 0.06                                      | 0.00                                     |
| ダクト                   | (材工) Air-conditioning duct (M&W)      | 0.01                                             | 0.00                                      | 0.00                                     | 0.05                                             | 0.00                                      | 0.00                                     |
| 上記以外の設備細目             | Others                                | 0.24                                             | ▲ 0.05                                    | ▲ 0.00                                   | 0.49                                             | ▲ 0.09                                    | ▲ 0.00                                   |

| 建物種類<br>Building type |                                       | No.17 工場 S<br>Factory                            |                                           |                                          | No.19 住宅 W<br>House                              |                                           |                                          |
|-----------------------|---------------------------------------|--------------------------------------------------|-------------------------------------------|------------------------------------------|--------------------------------------------------|-------------------------------------------|------------------------------------------|
|                       |                                       | 2005年比<br>Base period<br>changes<br>(16.3/05Ave) | 前年同月比<br>Yearly<br>changes<br>(16.3/15.3) | 前月比<br>Monthly<br>changes<br>(16.3/16.2) | 2005年比<br>Base period<br>changes<br>(16.3/05Ave) | 前年同月比<br>Yearly<br>changes<br>(16.3/15.3) | 前月比<br>Monthly<br>changes<br>(16.3/16.2) |
| 細目                    | Items                                 |                                                  |                                           |                                          |                                                  |                                           |                                          |
| (純工事費)                | Net work cost)                        | 12.40                                            | ▲ 2.40                                    | ▲ 0.46                                   | 5.44                                             | ▲ 0.23                                    | ▲ 0.12                                   |
| (建築)                  | Building construction)                | 8.80                                             | ▲ 2.12                                    | ▲ 0.42                                   | 3.99                                             | ▲ 0.12                                    | ▲ 0.09                                   |
| 生コンクリート               | (材) Ready-mixed concrete (M)          | 0.55                                             | 0.08                                      | 0.00                                     | 0.28                                             | 0.04                                      | 0.00                                     |
| 型枠                    | (材工) Formwork (M&W)                   | 1.52                                             | ▲ 0.12                                    | 0.00                                     | 1.59                                             | ▲ 0.14                                    | 0.00                                     |
| 鉄筋                    | (材) Deformed bar (M)                  | ▲ 0.41                                           | ▲ 0.42                                    | ▲ 0.03                                   | ▲ 0.13                                           | ▲ 0.14                                    | ▲ 0.01                                   |
| 鉄筋加工組立                | (工) Reinforcement (W)                 | 0.58                                             | ▲ 0.11                                    | ▲ 0.05                                   | 0.20                                             | ▲ 0.04                                    | ▲ 0.02                                   |
| 鋼骨材                   | (材) Steel frame (M)                   | ▲ 1.26                                           | ▲ 1.59                                    | ▲ 0.33                                   |                                                  |                                           |                                          |
| 鉄骨加工                  | (工) Structural steel work (W)         | 1.61                                             | 0.00                                      | 0.00                                     |                                                  |                                           |                                          |
| アスファルト防水              | (材工) Bituminous membrane (M&W)        | 0.10                                             | 0.00                                      | 0.00                                     |                                                  |                                           |                                          |
| 木工                    | (材工) Carpentry (M&W)                  | ▲ 0.00                                           | ▲ 0.00                                    | ▲ 0.00                                   | ▲ 0.26                                           | ▲ 0.19                                    | ▲ 0.04                                   |
| 軽鉄軸組                  | (材工) Steel wall backing (M&W)         | 0.02                                             | 0.00                                      | 0.00                                     |                                                  |                                           |                                          |
| モルタル塗                 | (材工) Cement plastering (M&W)          | 0.04                                             | 0.00                                      | 0.00                                     | 0.18                                             | 0.00                                      | 0.00                                     |
| アルミサッシ                | (材工) Aluminum window (M&W)            | 0.06                                             | 0.00                                      | 0.00                                     | 0.12                                             | 0.00                                      | 0.00                                     |
| 石こうボード                | (材工) Plaster board (M&W)              | 0.31                                             | 0.00                                      | 0.00                                     | 0.21                                             | 0.00                                      | 0.00                                     |
| 上記以外の建築細目             | Others                                | 5.68                                             | 0.04                                      | ▲ 0.01                                   | 1.80                                             | 0.34                                      | ▲ 0.02                                   |
| (設備)                  | Installation)                         | 3.61                                             | ▲ 0.28                                    | ▲ 0.03                                   | 1.44                                             | ▲ 0.10                                    | ▲ 0.03                                   |
| 電気機器                  | (材工) Electrical equipment (M&W)       | 0.75                                             | 0.02                                      | 0.00                                     | 0.06                                             | 0.02                                      | 0.00                                     |
| 照明器具                  | (材工) Lighting equipment (M&W)         | 0.06                                             | 0.00                                      | 0.00                                     | 0.06                                             | 0.00                                      | 0.00                                     |
| 電線・ケーブル               | (材工) Wiring, Cable (M&W)              | 1.21                                             | ▲ 0.31                                    | 0.00                                     | 0.48                                             | ▲ 0.08                                    | 0.00                                     |
| 衛生機器                  | (材工) Sanitary equipment (M&W)         | 0.33                                             | 0.04                                      | 0.00                                     | 0.21                                             | 0.00                                      | 0.00                                     |
| 配管                    | (材工) Plumbing, Gas (M&W)              | 0.30                                             | ▲ 0.03                                    | ▲ 0.03                                   | 0.35                                             | ▲ 0.03                                    | ▲ 0.03                                   |
| 空調機器                  | (材工) Air-conditioning equipment (M&W) | 0.24                                             | 0.04                                      | 0.00                                     | 0.20                                             | ▲ 0.00                                    | 0.00                                     |
| ダクト                   | (材工) Air-conditioning duct (M&W)      | 0.03                                             | 0.00                                      | 0.00                                     |                                                  |                                           |                                          |
| 上記以外の設備細目             | Others                                | 0.69                                             | ▲ 0.05                                    | ▲ 0.00                                   | 0.08                                             | 0.00                                      | 0.00                                     |

[注 Note]

(M) : Material

(W) : Working

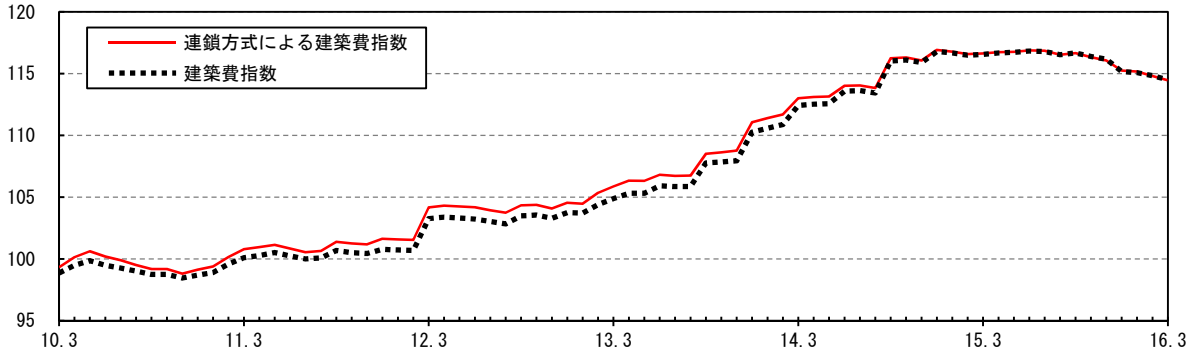
(M&W) : Material & Working

(参考指数)

9. 連鎖方式による建築費指数 (1) [東京] Chain index

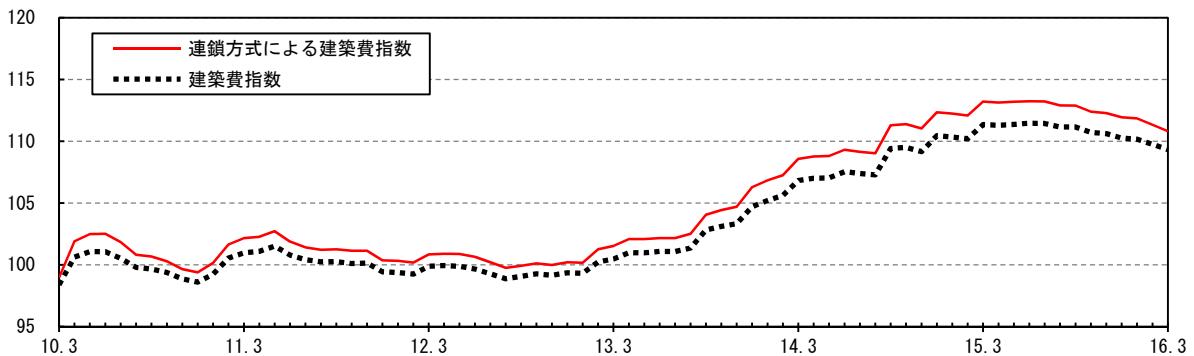
平成17年平均=100  
2005 average=100

| 2                |                       | 集合住宅 Condominium R C      |                       |                             |                      |                                 |                        |                 |                    |                   |                             |                        |
|------------------|-----------------------|---------------------------|-----------------------|-----------------------------|----------------------|---------------------------------|------------------------|-----------------|--------------------|-------------------|-----------------------------|------------------------|
| 年月<br>Year Month | 指数種類<br>Kind of Index | 工事原価<br>Construction cost | 純工事費<br>Net work cost | 建築<br>Building construction | 仮設<br>Temporary work | 土工・地業<br>Earthwork & Foundation | 躯体<br>Structural frame | 仕上<br>Finishing | 設備<br>Installation | 電気<br>Electricity | 衛生<br>Plumbing & Sanitation | 空調<br>Air-conditioning |
|                  | 2011年 平均              |                           | 100.8                 | 100.8                       | 99.2                 | 99.4                            | 102.6                  | 100.7           | 97.0               | 106.4             | 110.8                       | 107.3                  |
| 2012             |                       | 103.8                     | 103.9                 | 103.1                       | 100.7                | 102.7                           | 111.8                  | 96.9            | 106.5              | 109.6             | 107.3                       | 109.8                  |
| 2013             |                       | 107.1                     | 107.5                 | 107.2                       | 103.0                | 103.9                           | 121.0                  | 98.5            | 108.1              | 112.6             | 107.1                       | 110.6                  |
| 2014             |                       | 114.2                     | 114.8                 | 115.8                       | 111.3                | 106.1                           | 139.0                  | 102.3           | 111.0              | 117.9             | 107.6                       | 111.3                  |
| 2015             |                       | 116.5                     | 117.2                 | 118.5                       | 118.3                | 107.0                           | 139.8                  | 105.6           | 112.7              | 120.1             | 108.7                       | 112.1                  |
| 2015年 3月         |                       | 116.6                     | 117.4                 | 118.7                       | 118.5                | 107.0                           | 141.1                  | 105.3           | 112.5              | 120.0             | 108.5                       | 111.8                  |
|                  | 4                     | 116.7                     | 117.5                 | 118.8                       | 118.5                | 107.2                           | 141.2                  | 105.3           | 112.7              | 120.4             | 108.5                       | 111.8                  |
|                  | 5                     | 116.8                     | 117.5                 | 118.8                       | 118.5                | 107.2                           | 141.2                  | 105.3           | 113.0              | 120.4             | 108.8                       | 111.8                  |
|                  | 6                     | 116.9                     | 117.6                 | 118.8                       | 118.4                | 107.2                           | 141.2                  | 105.4           | 113.0              | 121.3             | 108.8                       | 112.2                  |
|                  | 7                     | 116.9                     | 117.5                 | 118.8                       | 118.3                | 107.3                           | 141.2                  | 105.4           | 112.8              | 120.5             | 108.8                       | 112.1                  |
|                  | 8                     | 116.5                     | 117.2                 | 118.5                       | 118.2                | 107.1                           | 140.1                  | 105.4           | 112.6              | 120.0             | 108.8                       | 112.1                  |
|                  | 9                     | 116.7                     | 117.4                 | 118.7                       | 118.1                | 107.0                           | 139.5                  | 106.3           | 112.7              | 120.0             | 108.7                       | 112.4                  |
|                  | 10                    | 116.3                     | 117.1                 | 118.3                       | 118.1                | 106.8                           | 138.3                  | 106.3           | 112.5              | 119.6             | 108.7                       | 112.4                  |
|                  | 11                    | 116.1                     | 116.8                 | 118.0                       | 118.1                | 106.7                           | 137.1                  | 106.3           | 112.4              | 119.6             | 108.7                       | 112.4                  |
|                  | 12                    | 115.3                     | 115.9                 | 116.9                       | 118.1                | 106.5                           | 133.6                  | 106.3           | 112.2              | 118.8             | 108.7                       | 112.4                  |
| 2016年 1月         |                       | 115.2                     | 115.8                 | 116.9                       | 118.1                | 106.5                           | 133.6                  | 106.2           | 112.1              | 118.8             | 108.8                       | 112.4                  |
|                  | 2                     | 114.8                     | 115.5                 | 116.4                       | 118.1                | 106.3                           | 132.2                  | 106.2           | 111.9              | 118.4             | 108.8                       | 112.3                  |
|                  | 3                     | 114.5                     | 115.1                 | 116.0                       | 118.1                | 106.2                           | 130.9                  | 106.2           | 111.7              | 118.4             | 108.4                       | 112.3                  |



平成17年平均=100  
2005 average=100

| 6                |                       | 事務所 Office S              |                       |                             |                      |                                 |                        |                 |                    |                   |                             |                        |
|------------------|-----------------------|---------------------------|-----------------------|-----------------------------|----------------------|---------------------------------|------------------------|-----------------|--------------------|-------------------|-----------------------------|------------------------|
| 年月<br>Year Month | 指数種類<br>Kind of Index | 工事原価<br>Construction cost | 純工事費<br>Net work cost | 建築<br>Building construction | 仮設<br>Temporary work | 土工・地業<br>Earthwork & Foundation | 躯体<br>Structural frame | 仕上<br>Finishing | 設備<br>Installation | 電気<br>Electricity | 衛生<br>Plumbing & Sanitation | 空調<br>Air-conditioning |
|                  | 2011年 平均              |                           | 101.4                 | 101.6                       | 100.1                | 99.8                            | 102.2                  | 101.5           | 98.3               | 104.6             | 107.9                       | 108.7                  |
| 2012             |                       | 100.3                     | 100.4                 | 98.5                        | 101.2                | 102.1                           | 97.3                   | 97.9            | 104.7              | 107.2             | 108.7                       | 105.7                  |
| 2013             |                       | 102.8                     | 103.0                 | 101.1                       | 103.6                | 103.2                           | 102.1                  | 98.9            | 107.1              | 110.8             | 108.5                       | 106.3                  |
| 2014             |                       | 109.5                     | 109.8                 | 109.1                       | 112.4                | 105.1                           | 116.7                  | 102.7           | 110.6              | 116.4             | 109.0                       | 106.9                  |
| 2015             |                       | 112.7                     | 113.2                 | 113.1                       | 120.2                | 106.1                           | 119.3                  | 107.3           | 112.2              | 118.2             | 110.4                       | 107.4                  |
| 2015年 3月         |                       | 113.2                     | 113.7                 | 113.8                       | 120.4                | 106.1                           | 121.6                  | 107.1           | 112.1              | 118.2             | 110.1                       | 107.1                  |
|                  | 4                     | 113.1                     | 113.6                 | 113.6                       | 120.3                | 106.2                           | 121.0                  | 107.1           | 112.4              | 118.6             | 110.1                       | 107.1                  |
|                  | 5                     | 113.2                     | 113.7                 | 113.6                       | 120.3                | 106.2                           | 121.0                  | 107.1           | 112.6              | 118.6             | 110.6                       | 107.1                  |
|                  | 6                     | 113.2                     | 113.7                 | 113.7                       | 120.3                | 106.2                           | 121.0                  | 107.3           | 112.5              | 119.0             | 110.6                       | 107.4                  |
|                  | 7                     | 113.2                     | 113.6                 | 113.7                       | 120.2                | 106.3                           | 121.0                  | 107.3           | 112.3              | 118.3             | 110.6                       | 107.4                  |
|                  | 8                     | 112.9                     | 113.3                 | 113.3                       | 120.1                | 106.2                           | 119.9                  | 107.3           | 112.1              | 118.0             | 110.6                       | 107.4                  |
|                  | 9                     | 112.9                     | 113.3                 | 113.3                       | 120.0                | 106.0                           | 119.0                  | 107.9           | 112.4              | 118.0             | 110.5                       | 107.8                  |
|                  | 10                    | 112.4                     | 112.8                 | 112.7                       | 119.9                | 105.9                           | 117.3                  | 107.9           | 112.1              | 117.6             | 110.5                       | 107.8                  |
|                  | 11                    | 112.3                     | 112.7                 | 112.6                       | 120.0                | 105.9                           | 117.0                  | 107.9           | 111.9              | 117.6             | 110.5                       | 107.8                  |
|                  | 12                    | 112.0                     | 112.4                 | 112.1                       | 120.0                | 105.8                           | 115.8                  | 107.9           | 111.8              | 116.9             | 110.5                       | 107.8                  |
| 2016年 1月         |                       | 111.9                     | 112.3                 | 112.1                       | 119.9                | 105.7                           | 115.8                  | 107.8           | 111.6              | 116.9             | 110.8                       | 107.8                  |
|                  | 2                     | 111.3                     | 111.7                 | 111.4                       | 119.9                | 105.6                           | 113.8                  | 107.8           | 111.5              | 116.6             | 110.8                       | 107.8                  |
|                  | 3                     | 110.8                     | 111.2                 | 110.7                       | 119.9                | 105.5                           | 111.8                  | 107.8           | 111.4              | 116.6             | 110.5                       | 107.8                  |

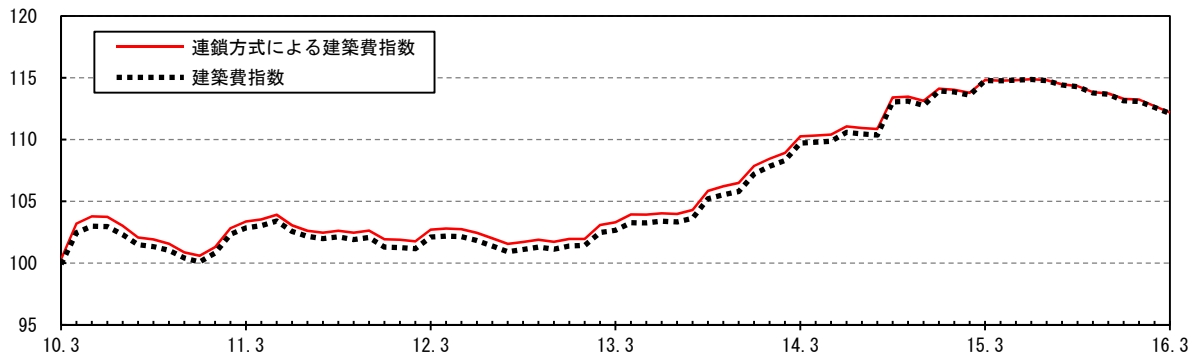


(参考指数)

9. 連鎖方式による建築費指数 (2) [東京] Chain index

平成17年平均=100  
2005 average=100

| 17 建物種類 Building type |                       | 工場 Factory S              |                       |                              |                       |                                 |                         |                  |                     |                    |                              |                         |
|-----------------------|-----------------------|---------------------------|-----------------------|------------------------------|-----------------------|---------------------------------|-------------------------|------------------|---------------------|--------------------|------------------------------|-------------------------|
| 年月<br>Year Month      | 指数種類<br>Kind of Index | 工事原価<br>Construction cost | 純工事費<br>Net work cost | 建 築<br>Building construction | 仮 設<br>Temporary work | 土工・地業<br>Earthwork & Foundation | 軀 体<br>Structural frame | 仕 上<br>Finishing | 設 備<br>Installation | 電 気<br>Electricity | 衛 生<br>Plumbing & Sanitation | 空 調<br>Air-conditioning |
|                       | 2011 年 平均             |                           | 102.7                 | 102.8                        | 100.9                 | 99.3                            | 102.7                   | 101.3            | 101.3               | 107.4              | 110.0                        | 108.3                   |
| 2012                  |                       | 102.1                     | 102.1                 | 99.8                         | 100.6                 | 102.7                           | 98.4                    | 101.4            | 107.7               | 109.2              | 108.4                        | 107.1                   |
| 2013                  |                       | 104.6                     | 104.7                 | 102.6                        | 102.9                 | 103.4                           | 103.4                   | 102.2            | 109.9               | 113.5              | 108.1                        | 107.7                   |
| 2014                  |                       | 111.3                     | 111.6                 | 111.4                        | 111.1                 | 104.7                           | 118.6                   | 106.4            | 112.8               | 119.1              | 108.6                        | 108.3                   |
| 2015                  |                       | 114.3                     | 114.7                 | 115.4                        | 117.6                 | 105.6                           | 121.6                   | 111.8            | 114.1               | 120.8              | 110.0                        | 108.7                   |
| 2015 年 3 月            |                       | 114.8                     | 115.2                 | 116.3                        | 117.8                 | 105.6                           | 123.8                   | 111.8            | 114.1               | 120.9              | 109.7                        | 108.5                   |
|                       | 4                     | 114.8                     | 115.2                 | 116.1                        | 117.8                 | 105.6                           | 123.3                   | 111.8            | 114.2               | 121.3              | 109.7                        | 108.5                   |
|                       | 5                     | 114.8                     | 115.2                 | 116.1                        | 117.8                 | 105.6                           | 123.3                   | 111.8            | 114.4               | 121.3              | 110.1                        | 108.5                   |
|                       | 6                     | 114.9                     | 115.3                 | 116.1                        | 117.7                 | 105.6                           | 123.2                   | 111.8            | 114.5               | 121.8              | 110.1                        | 108.6                   |
|                       | 7                     | 114.8                     | 115.2                 | 116.1                        | 117.6                 | 105.7                           | 123.2                   | 111.8            | 114.2               | 121.0              | 110.1                        | 108.6                   |
|                       | 8                     | 114.5                     | 114.8                 | 115.7                        | 117.5                 | 105.6                           | 122.2                   | 111.8            | 114.0               | 120.5              | 110.1                        | 108.6                   |
|                       | 9                     | 114.3                     | 114.7                 | 115.4                        | 117.3                 | 105.5                           | 121.3                   | 112.1            | 114.2               | 120.5              | 110.1                        | 109.1                   |
|                       | 10                    | 113.8                     | 114.2                 | 114.8                        | 117.3                 | 105.5                           | 119.7                   | 112.1            | 114.0               | 120.1              | 110.1                        | 109.1                   |
|                       | 11                    | 113.7                     | 114.1                 | 114.6                        | 117.3                 | 105.5                           | 119.3                   | 112.1            | 113.9               | 120.1              | 110.1                        | 109.1                   |
|                       | 12                    | 113.3                     | 113.6                 | 114.1                        | 117.3                 | 105.4                           | 117.9                   | 112.1            | 113.6               | 119.2              | 110.1                        | 109.1                   |
| 2016 年 1 月            |                       | 113.2                     | 113.6                 | 114.1                        | 117.3                 | 105.4                           | 117.9                   | 112.1            | 113.6               | 119.2              | 110.3                        | 109.1                   |
|                       | 2                     | 112.7                     | 113.1                 | 113.3                        | 117.3                 | 105.3                           | 116.0                   | 112.1            | 113.5               | 118.9              | 110.3                        | 109.1                   |
|                       | 3                     | 112.2                     | 112.5                 | 112.5                        | 117.3                 | 105.3                           | 114.0                   | 112.1            | 113.4               | 118.9              | 109.9                        | 109.0                   |



※連鎖方式による建築費指数の2011年1月分以降の指数は、2009年ウェイトを使用している。前々年ウェイト(2010年)の集計完了後、遡及リバイス(再計算)し、公表を予定している。

## 第2部 建設資材物価指数 Construction Material Price Index

|                                                                                                                                                                                                    |    |
|----------------------------------------------------------------------------------------------------------------------------------------------------------------------------------------------------|----|
| I. 今月の動向 Trends                                                                                                                                                                                    | 44 |
| 1. 建設資材物価指数 CMPI                                                                                                                                                                                   |    |
| 2. 大分類別指数 Index by major classification                                                                                                                                                            |    |
| 3. 主要品目別指数 Index by major items                                                                                                                                                                    |    |
| 4. 主要建設資材の動向 Trends of major construction materials                                                                                                                                                |    |
| II. 建設資材物価指数の利用の手引き Guide to the CMPI                                                                                                                                                              | 49 |
| 1. 建設資材物価指数の性格 Characteristics of the CMPI                                                                                                                                                         |    |
| 2. 作成方法の概略 Outline of the index                                                                                                                                                                    |    |
| III. 建設資材物価指数統計表 Statistical tables                                                                                                                                                                | 54 |
| 1. 都市別・部門別指数 Index by cities and sectors                                                                                                                                                           |    |
| 2. 建設総合中分類別指数<br>＜東京・大阪・名古屋・福岡・那覇・広島・高松・新潟・仙台・札幌＞<br>Construction general index by intermediate classification<br>＜Tokyo・Osaka・Nagoya・Fukuoka・Naha・Hiroshima・Takamatsu・Niigata・<br>Sendai・Sapporo＞ |    |
| 3. 主要品目別指数＜東京＞ Index by item＜Tokyo＞                                                                                                                                                                |    |
| 4. 都市間格差指数 Regional difference index                                                                                                                                                               |    |

## I. 今月の動向 Trends

2016年3月の建設資材物価指数（東京都区部：2005年平均=100）の動向をみると次のとおりである。

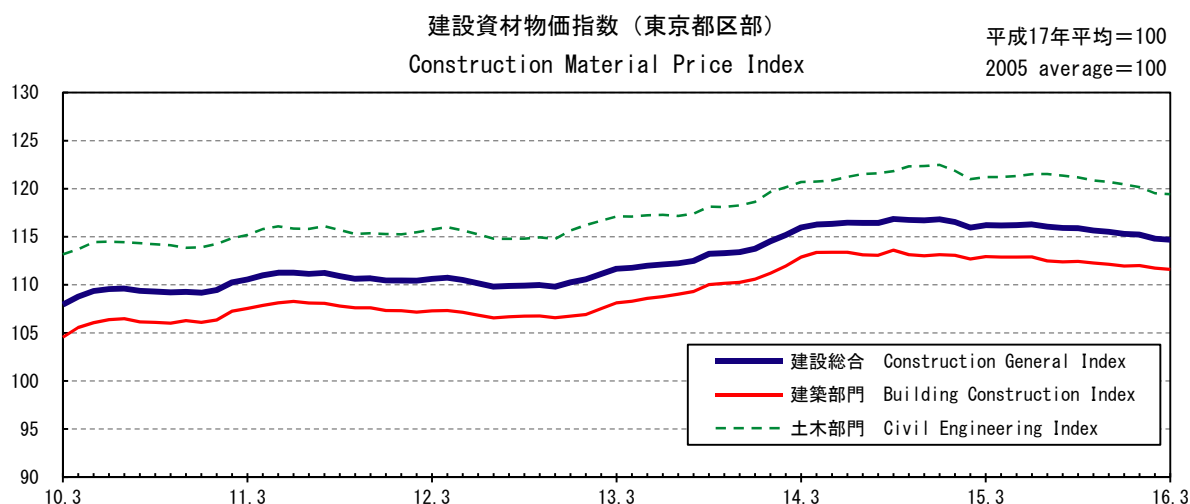
### 1. 建設資材物価指数 CMPI

3月の建設資材物価指数は、建設総合で114.7と前月比0.11%減（-0.12ポイント）で9カ月連続のマイナスとなった。前年同月比では1.30%減（-1.51ポイント）。

部門別でみると、建築部門が111.6と前月比0.12%減（-0.13ポイント）で、2カ月連続のマイナスとなった。前年同月比では1.18%減（-1.33ポイント）。

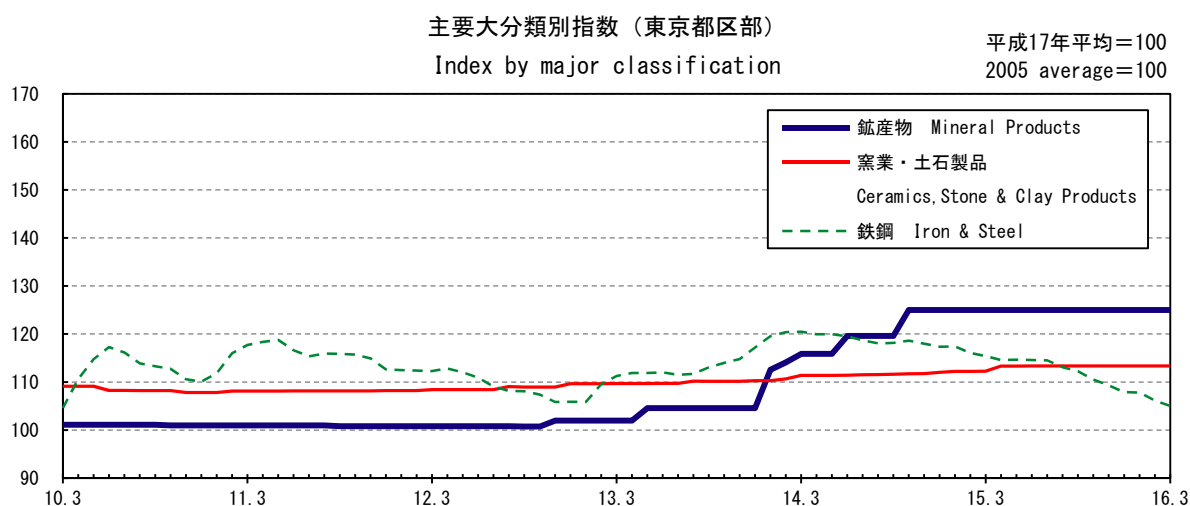
土木部門が119.4と前月比0.09%減（-0.11ポイント）で8カ月連続のマイナスとなった。前年同月比では1.48%減（-1.79ポイント）。

※〔（ ）内は前月または前年同月との指数差である。〕



### 2. 大分類別指数 Index by major classification

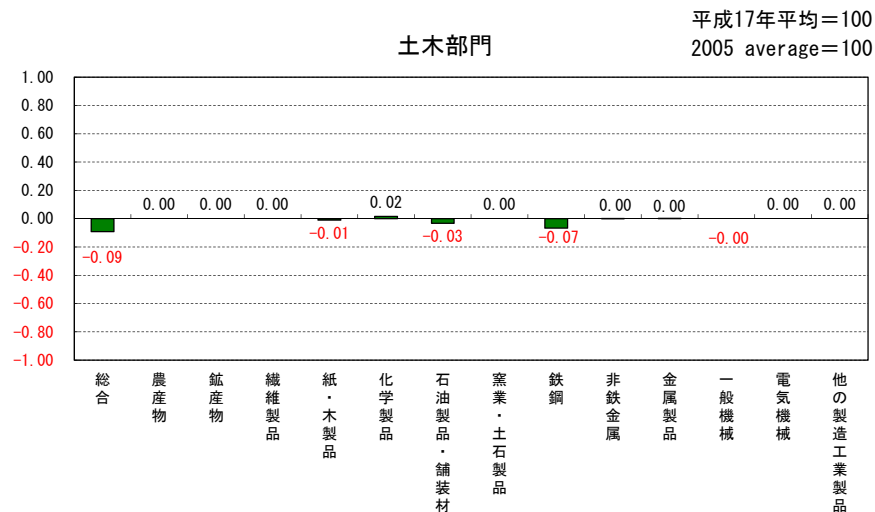
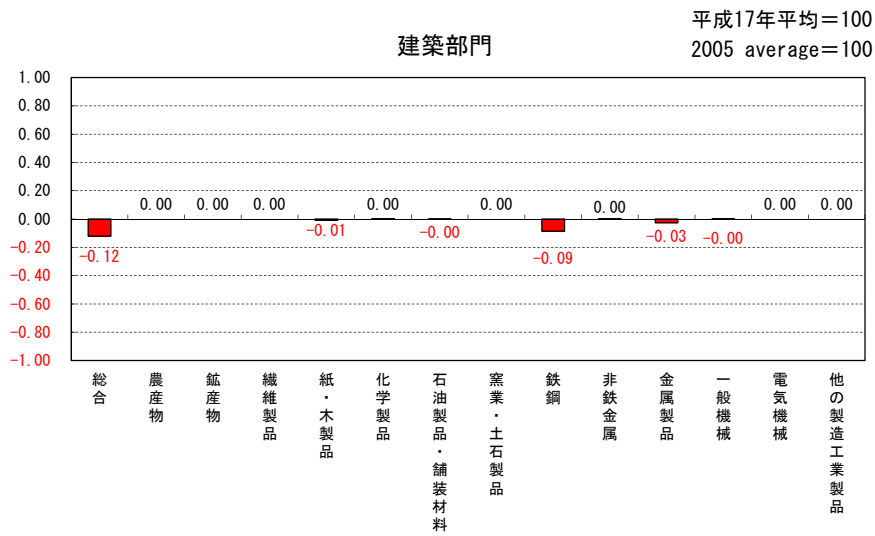
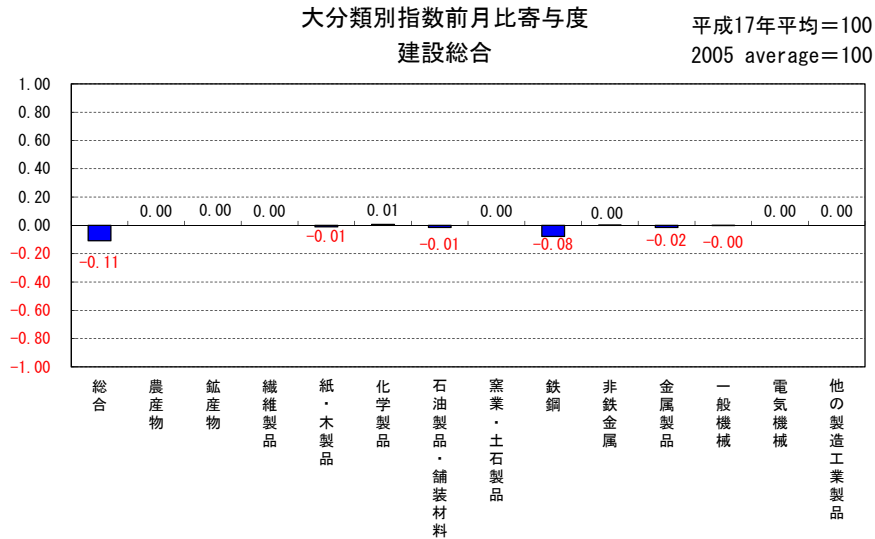
建設総合指数を構成している13大分類別指数3月の動向は、前月比プラスとなっている指数は、化学製品（0.54%増：+0.6ポイント）、非鉄金属（0.04%増：+0.0ポイント）の2大分類。マイナスとなっている指数は、鉄鋼（1.01%減：-1.1ポイント）、石油製品・舗装材料（0.31%減：-0.4ポイント）、紙・木製品（0.06%減：-0.1ポイント）等の5大分類。前年同月比プラスとなっている指数は、一般機械（2.34%増：+2.9ポイント）、窯業・土石製品（0.99%増：+1.1ポイント）、他の製造工業製品（0.56%増：+0.6ポイント）等の6大分類。マイナスとなっている指数は、石油製品・舗装材料（11.14%減：-15.4ポイント）、非鉄金属（9.75%減：-13.0ポイント）、鉄鋼（8.96%減：-10.3ポイント）等の5大分類。



建設総合の0.11%減に対する農産物から他の製造工業製品までの13大分類の前月比寄与度をみると、プラス寄与は、化学製品 [+0.01]、非鉄金属 [+0.00] の2大分類。マイナス寄与は、鉄鋼 [-0.08]、金属製品 [-0.02]、石油製品・舗装材料 [-0.01]、紙・木製品 [-0.01] 等の5大分類。

部門別では、建築部門の0.12%減に対し、プラス寄与は、化学製品 [+0.00]、非鉄金属 [+0.00] の2大分類。マイナス寄与は、鉄鋼 [-0.09]、金属製品 [-0.03]、紙・木製品 [-0.01]、石油製品・舗装材料 [-0.00] 等の5大分類。

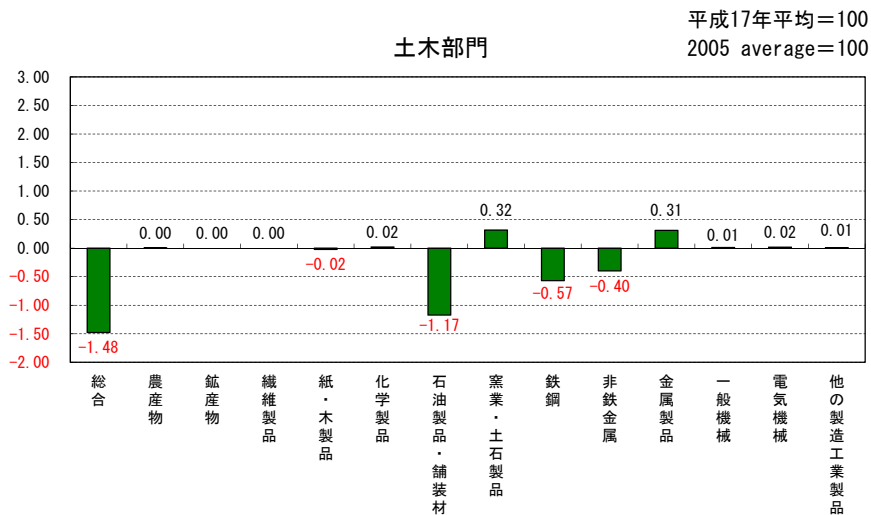
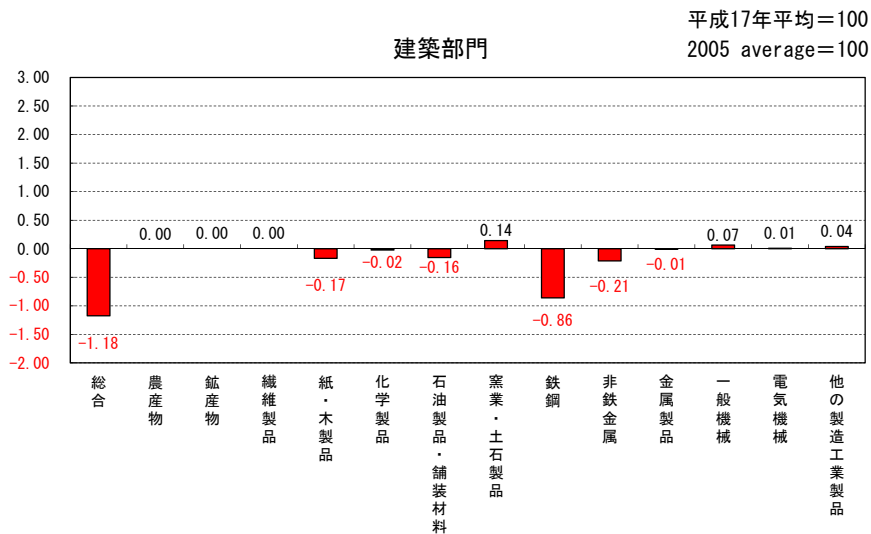
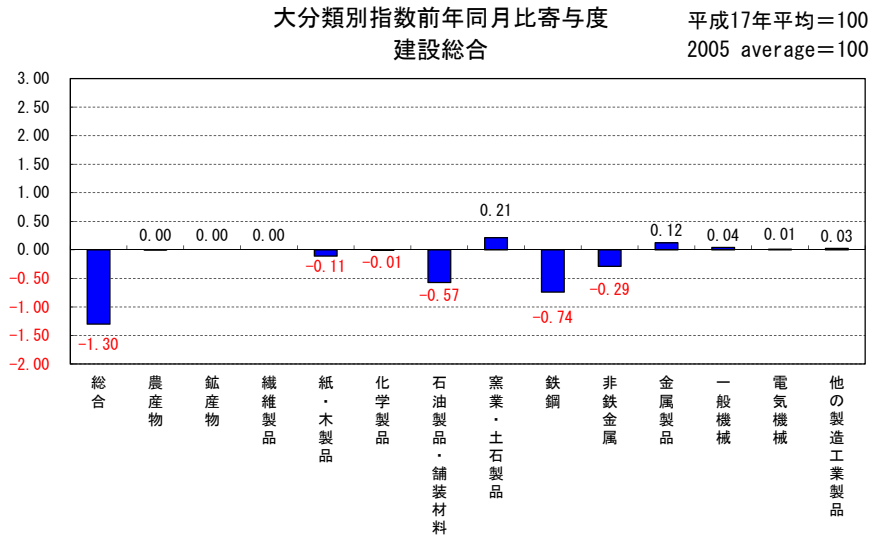
土木部門の0.09%減に対し、プラス寄与の大分類は、化学製品 [+0.02]、金属製品 [+0.00]、非鉄金属 [+0.00] の3大分類。マイナス寄与は、鉄鋼 [-0.07]、石油製品・舗装材料 [-0.03]、紙・木製品 [-0.01]、一般機械 [-0.00] の4大分類。



建設総合の1.30%減に対する前年同月比寄与度をみると、窯業・土石製品 [+0.21]、金属製品 [+0.12]、一般機械 [+0.04] 等の6大分類がプラス寄与。マイナス寄与は、鉄鋼 [-0.74]、石油製品・舗装材料 [-0.57]、非鉄金属 [-0.29] 等の5大分類。

部門別では、建築部門の1.18%減に対し、窯業・土石製品 [+0.14]、一般機械 [+0.07]、他の製造工業製品 [+0.04] 等の4大分類がプラス寄与。マイナス寄与は、鉄鋼 [-0.86]、非鉄金属 [-0.21]、紙・木製品 [-0.17] 等の6大分類。

土木部門の1.48%減に対し、窯業・土石製品 [+0.32]、金属製品 [+0.31]、化学製品 [+0.02] 等の7大分類がプラス寄与。マイナス寄与は、石油製品・舗装材料 [-1.17]、鉄鋼 [-0.57]、非鉄金属 [-0.40] 等の4大分類。

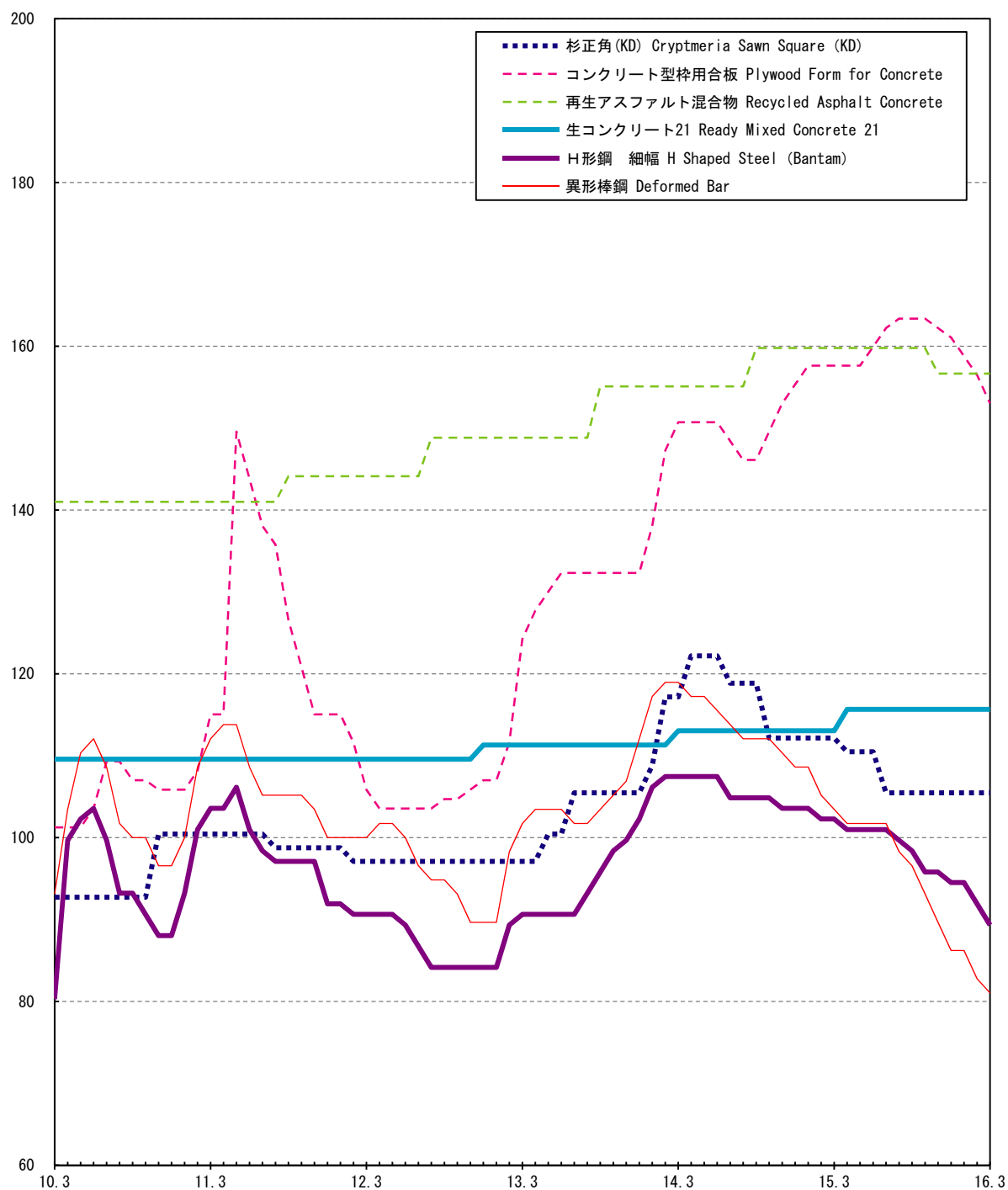


### 3. 主要品目別指数 Index by major items

建設資材物価指数を構成している小分類（個々の建設資材物価指数）は、393品目あるが、そのうち主要6品目（下図参照）の3月の動向をみると、前月比プラスはなし。前月比マイナスは、H形鋼（2.82%減：-2.6ポイント）、コンクリート型枠用合板（2.21%減：-3.5ポイント）、異形棒鋼（2.08%減：-1.7ポイント）の3品目。前年同月比プラスは、生コンクリート（2.31%増：+2.6ポイント）の1品目。前年同月比マイナスは、異形棒鋼（21.67%減：-22.4ポイント）、H形鋼（12.66%減：-12.9ポイント）、杉正角（5.97%減：-6.7ポイント）、コンクリート型枠用合板（2.92%減：-4.6ポイント）、再生アスファルト混合物（1.96%減：-3.1ポイント）、の5品目。

主要品目別指数（東京都区部）  
Index by major items

平成17年平均=100  
2005 average=100





#### 4. 主要建設資材の動向 Trends of major construction materials

今月の建築費指数・建設資材物価指数に寄与した主要資材の動きは次のとおりである。

##### 【異形棒鋼】－価格重視の姿勢強まり、先行き横ばい－

S D295A・D16でトン当たり47,000円と前月比1,000円の下落。需要低迷が続いたことで、流通筋の販売競争が沈静化せず下落した。鉄スクラップ価格が上伸基調に転じたため、メーカー各社は販価据え置きを表明し、価格重視の姿勢を改めて示した。流通筋もこれに合わせて、売り腰を強めたことで市中の先安観が解消し始めている。需要が回復する時期はまだ先との見方が大勢であるが、少ない販売機会でも利益確保を重視する供給側の意志は固い。先行き、横ばい推移の公算が大きい。（本間）

##### 【H形鋼】－販売競争から2,000円の下落－

200×100でトン当たり69,000円と前月比2,000円の下落。建築着工の遅れによって鉄骨加工業者の工場稼働率は低下するなど、需要の端境期にある。一部の電炉メーカーが販売価格を引き下げたが、需要喚起には至らず流通業者の販売量は低迷している。流通各社は需要見合いの仕入れに徹して在庫調整に取り組んでいるが、目先の売上確保を優先し、需要家の指し値に応じている。原料の鉄スクラップ価格に小幅な反発が見られるも、底値固めには時間を要する見通し。目先、弱含み推移の公算大。（岩崎）

##### 【コンクリート型枠用合板】－需要不振から、続落－

12×900×1,800mm輸入品は枚当たり1,330円と前月比30円の下落。1月の首都圏マンション着工戸数は5,097戸（国交省調べ）で前年同月比21%の減少と低水準で推移。需要不振で需要家は当用買いに徹しており、流通筋は年度末の在庫整理と販売競争から、販売価格を引き下げている。円高による仕入価格の先安観が強まっているため、需要家の購入姿勢はさらに厳しさを増すとみられる。流通筋は目先の売上を確保するため、安値優先の動きを見せており、先行き、弱含みで推移する公算大。（和田）

##### 【ストレートアスファルト】－下げ幅に焦点絞った交渉続く、弱含み－

針入度60～80でトン当たり69,000円と前月比変わらず。世界的な供給過剰による原油価格の下落を受けて、石油元売り各社は仕切価格を引き下げた。需要家である混合物メーカーは、製品需要の減少により採算が悪化していることから、値引き要求を強めている。しかし、販売店各社は、原油価格が反転する可能性があることからストアスの下げ幅をできるだけ圧縮したい考え。需要家と販売店の間では下げ幅に焦点を絞った交渉が続いており、目先、弱含みで推移する公算が大きい。（宮田）

##### 【配管用炭素鋼鋼管（ガス管）】－需要振るわず、下落－

白ねじ付き管50A 4mで本当たり3,940円と前月比160円の下落。需要の中心である中小物件が振るわず、荷動きは精彩を欠いている。高炉メーカーは実需見合いの生産体制を継続しているが、需給バランスの改善は見られない。需要家からの値引き要求が厳しさを増すなか、流通筋では売上確保を優先した安値販売に応じる傾向が強まり、下落した。今後、需要回復には時間を要するとの見方が強いが、流通筋では現状を底値として、現行価格維持の姿勢を見せている。先行き、横ばい推移の公算大。（村田）

##### 【燃料油】－原油相場が上下変動するなか、小幅続落－

軽油はローリー渡しでリットル当たり71円と前月比1円の下落、レギュラーガソリンはスタンド渡しで同99円と変わらず。原油相場は底入れしたが、市場の不透明感から乱高下の様相を呈し、元売りの仕切価格は2月中に上げ下げが混在した。流通筋は販売数量確保の姿勢を継続し、軽油ローリー渡しが続落。スタンド渡しは、特約店が現行価格維持に動き、横ばいで推移した。一部元売りは3月以降の仕切価格引き上げを打ち出し、流通筋の価格競争は沈静化に向かっている。目先、横ばい推移の公算大。（中村）

## Ⅱ. 建設資材物価指数の利用の手引き

### 1. 建設資材物価指数の性格

この建設資材物価指数は、建設工事で使用される資材の総合的な価格動向を明らかにすることを目的に作成されているものである。

資材の範囲は、建設工事に使用される直接資材に限定し、サービス（機械賃貸、機械修理、土木建築サービス等）等の料金は除いている。

本指数はこのような性格から、建設工事に使用される直接資材の物価変動の観察や分析、また、建設工事における直接使用資材のコスト変動の分析などに利用することができる。

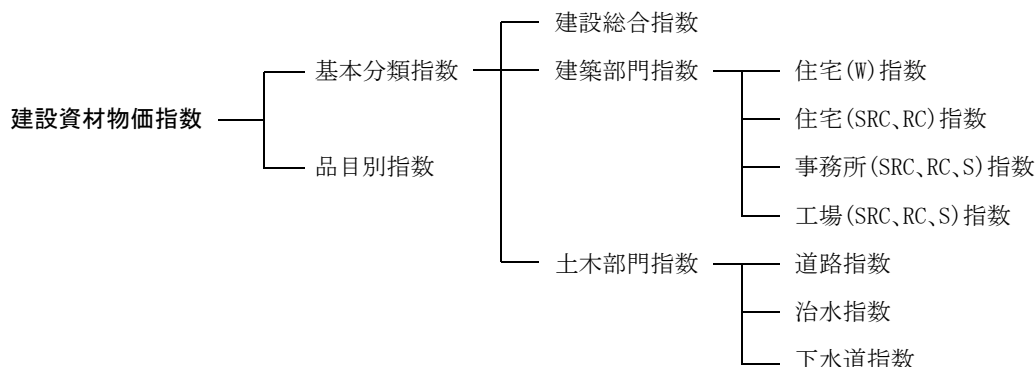
### 2. 作成方法の概略

#### 1) 指数の種類

指数には、時系列指数と都市間格差指数があり、次のような構成となっている。

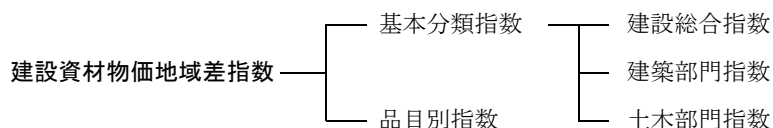
##### (1) 時系列指数

わが国全体の建設工事に使用される建設資材の物価動向を集約的に表す時系列指数(月別)で、東京都区部以下主要10都市について、固定ウエイトにより費目別及び品目別に算出している。



##### (2) 都市間格差指数

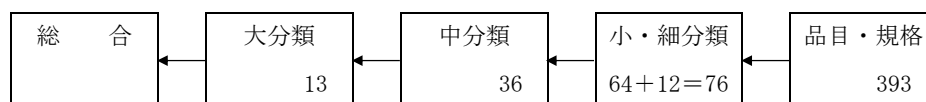
東京都区部=100として主要10都市間の物価格差を表す指数である。全国ウエイトによるラスパイレス式により年に1回、年平均指数として算出している。



#### 2) 指数の費目(資材)分類

指数の品目(資材)分類は、産業連関表の部門分類に準拠した「基本分類」である。

「基本分類」は、「建設部門分析用産業連関表」（国土交通省）による「投入部門の特別分類」を中分類とし、これに「産業連関表」の統合分類及び基本分類を組み合わせた分類で、次のような構成となっている（数字は費目ないし品目・規格数）。



|     | (大分類)        | (中分類)                                                       |
|-----|--------------|-------------------------------------------------------------|
| 総 合 | 1. 農 産 物     | 農産物 (例・種苗、花木類)                                              |
|     | 2. 鉱 産 物     | 砂利・砕石                                                       |
|     | 3. 繊維製品      | 畳・わら加工品、繊維工業製品                                              |
|     | 4. 紙・木製品     | 製材、合板、建設用木製品等、家具・建具・装備品、紙・紙加工品                              |
|     | 5. 化学製品      | 塗料、その他の化学製品                                                 |
|     | 6. 石油製品・舗装材料 | 石油製品、舗装材料                                                   |
|     | 7. 窯業・土石製品   | 耐火物、他の建設用土石製品、ガラス・ガラス製品、陶磁器、セメント、生コンクリート、セメント製品、その他の窯業・土石製品 |
|     | 8. 鉄 鋼       | 熱間圧延鋼材、鋼管、冷間・メッキ鋼材、鋳鍛造品・他の鉄鋼製品                              |
|     | 9. 非鉄金属      | 電線・ケーブル・光ファイバーケーブル、その他の非鉄金属                                 |
|     | 10. 金属製品     | 建設用金属製品、建築用金属製品、ガス・石油・暖厨房装置、その他の金属製品                        |
|     | 11. 一般機械     | 一般機械 (例・ボイラー、エアコン)                                          |
|     | 12. 電気機械     | 重電機器、その他の電気機械                                               |
|     | 13. 他の製造工業製品 | プラスチック製品、その他の製造工業製品                                         |

### 3) 指数の作成方法

わが国全体の建築工事及び土木工事に使用された直接資材費（購入者価格）のウエイトを求め、それぞれの品目に対応された価格指数をそのウエイトで総合する方法をとっている。ウエイトは2005年・平成17年（基準年）で固定しており、こうした方法は、ラスパイレス算式と呼ばれるもので、企業物価指数等一般の物価指数の算出に用いられている方法である。

### 4) 価格データ

指数作成のための資材価格データは、当調査会調査による建設資材価格（当調査会発行の月刊「建設物価」掲載価格）結果を用いている。

### 5) 指数作成地域

指数を作成している都市は次の10都市である。

東京都区部、大阪市、名古屋市、札幌市、仙台市、新潟市、広島市、高松市、福岡市、那覇市

### 6) 全国平均指数の作成

全国平均指数は、建設総合・建築部門・土木部門別（以下、3部門別という）都市別指数に、ウエイトとして、国土交通省作成平成17年度地域別3部門別建設投資額（名目値）を、札幌は北海道、仙台は東北等の10地域投資額に対応させ、加重平均した指数である。

### 7) 基準時

指数の基準時は、2005年（平成17年）である。

### 8) 消費税について

価格データの元である月刊「建設物価」掲載価格は、消費税抜きの価格であることから、本指数には消費税は含まれていない。

## II. Guide to the Construction Material Price Index (CMPI)

### 1. Characteristics of the CMPI

The CMPI aims at revealing the price movement of construction material used for a construction work.

The coverage of the construction materials are limited as the materials used for the construction work. The materials mentioned above are the ones to be a part of completed construction buildings. The charges on services such as machinery for lease, machinery repairing, and the civil engineering and building construction services are excluded.

The CMPI are available to observe and analyze the price movement of materials used for the construction work, and are also available to analyze the cost movement of materials in the construction work.

### 2. Outline of the index

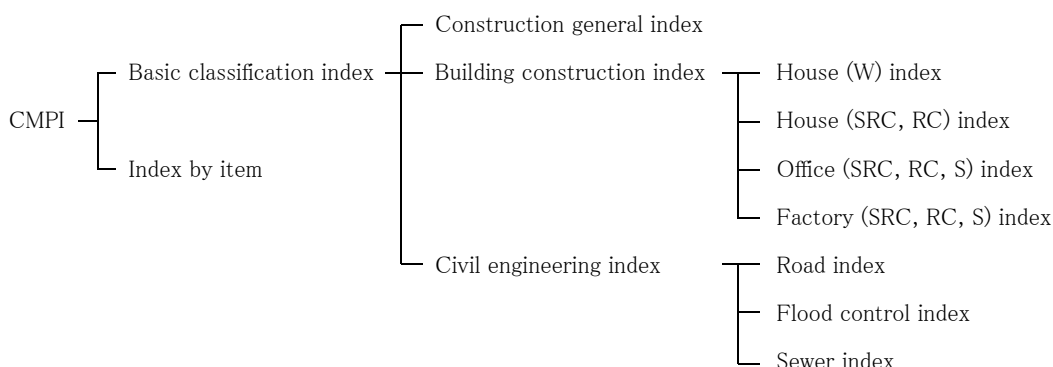
#### 1) Kind of index

The CMPI consist of the following indexes.

##### (1) Time-series index

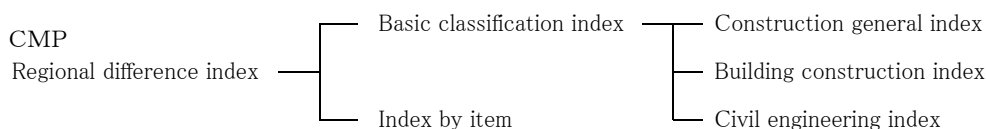
This index is calculated to measure the price movement of the construction materials used for the construction work throughout country in time series (monthly).

The indexes of major 10 cities including Tokyo are calculated by major groups, and items using fixed weights.



##### (2) Regional difference index

The indexes are compiled for major 10 cities taking Tokyo as the base for comparison (=100). The yearly average index is calculated as the weighted arithmetic mean with fixed base (Laspeyres' formula).



#### 2) Material classification of index

The material classification of the index is the basic classification in accordance with the sector classification of the Input Output Tables. The basic classification is considered a special classification of input sector by the “Input Output Tables for Construction Sector Analysis” (Ministry of Land, Infrastructure and Transport) as an intermediate classification, and the aggregated and basic classification of the Input Output Tables are combined with the intermediate classification.

The composition flowchart is as follows: (Numbers indicate major groups or items or standards)



|         | (Major classification)                        | (Intermediate classification)                                                                                                                                                       |
|---------|-----------------------------------------------|-------------------------------------------------------------------------------------------------------------------------------------------------------------------------------------|
| General | 1 Agricultural products .....                 | Agricultural products (seeds & plants, flower plants, etc.)                                                                                                                         |
|         | 2 Mineral products .....                      | Gravel & crushed stone                                                                                                                                                              |
|         | 3 Textile products .....                      | Tatami & process straw products, textile industry products                                                                                                                          |
|         | 4 Paper & wood products .....                 | Lumber, plywood, construction wooden products, furniture & fixtures & equipment, paper & process paper products                                                                     |
|         | 5 Chemical products .....                     | Paints, other chemical products                                                                                                                                                     |
|         | 6 Petroleum products & paving materials ..... | Petroleum products, paving materials                                                                                                                                                |
|         | 7 Ceramics, stone & clay products .....       | Fireproof products, other stone & clay products, glass & related products, ceramic ware, cement, Ready mixed concrete, cement products, other ceramics, other stone & clay products |
|         | 8 Iron & steel .....                          | Hot rolled steel, steel pipes, cold rolled steel & coated steel, casting products and other iron & steel products                                                                   |
|         | 9 Non-ferrous metals .....                    | Electric wires, cables & optical fiber cable, other non-ferrous metals                                                                                                              |
|         | 10 Metal products .....                       | Constructing metal products, building metal products, gas & oil heating appliances, other metal products                                                                            |
|         | 11 General machinery .....                    | General machinery (boiler, air-conditioning, etc.)                                                                                                                                  |
|         | 12 Electric machinery .....                   | Heavy electric equipment, other electric machinery                                                                                                                                  |
|         | 13 Other industrial products .....            | Plastic products, other manufacturing products                                                                                                                                      |

### 3) Index formula

The weights of the material expenses (purchasers' price) used for the building construction and civil engineering throughout country are calculated. The price index corresponding to each items is averaged with the weight. The weight is fixed (base period = 2005) and the index is calculated as a weighted arithmetic mean with fixed base. This index formula is called Laspeyres' formula, and is used for the Domestic Corporate Goods Price Index, the Consumer Price Index, etc.

### 4) Price data

The construction material price data for the index formula are derived from the construction material prices surveyed by the Construction Research Institute (reported on the Monthly Report on Construction Prices).

5) Scope of index

The indexes are compiled for 10 cities of Tokyo, Osaka, Nagoya, Sapporo, Sendai, Niigata, Hiroshima, Takamatsu, Fukuoka and Naha.

6) Japan average index

The Japan average index is the weighted average index calculated from the indexes by construction general, building construction and civil engineering sectors (three sectors) by corresponding the regional construction investment amounts in 2005 (nominal values) compiled by the Ministry of Land, Infrastructure and Transport as weights to the 10 regional construction investment amounts by three sectors and cities in such manner that Sapporo covers such amount in Hokkaido, and Sendai does in Tohoku, so on.

7) Base period

The base period of the CMPI is the calendar year 2005.

8) Consumption tax

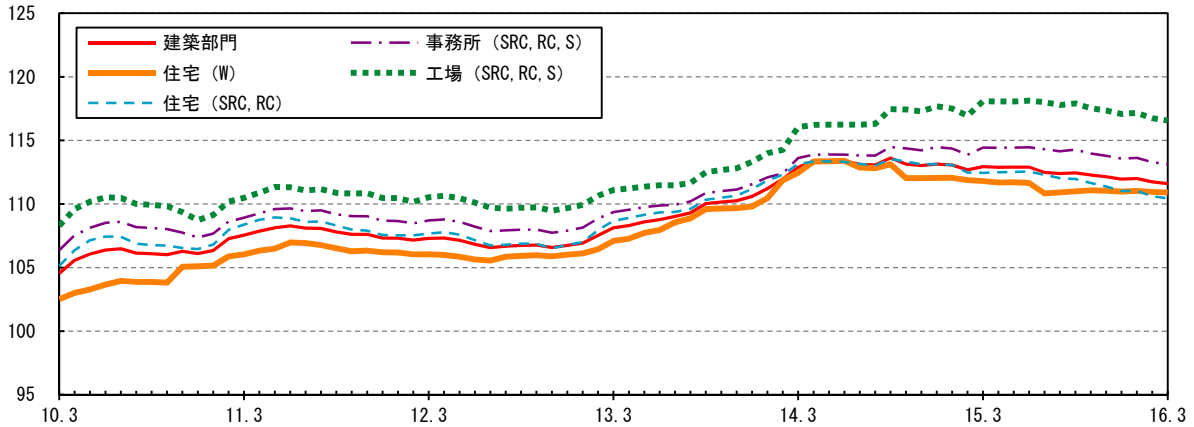
As the construction material prices reported on the “Monthly report on Construction Prices” are not included the consumption tax, neither do the CMPI.



1. 都市別・部門別指数(2) Index by cities and sectors(2)

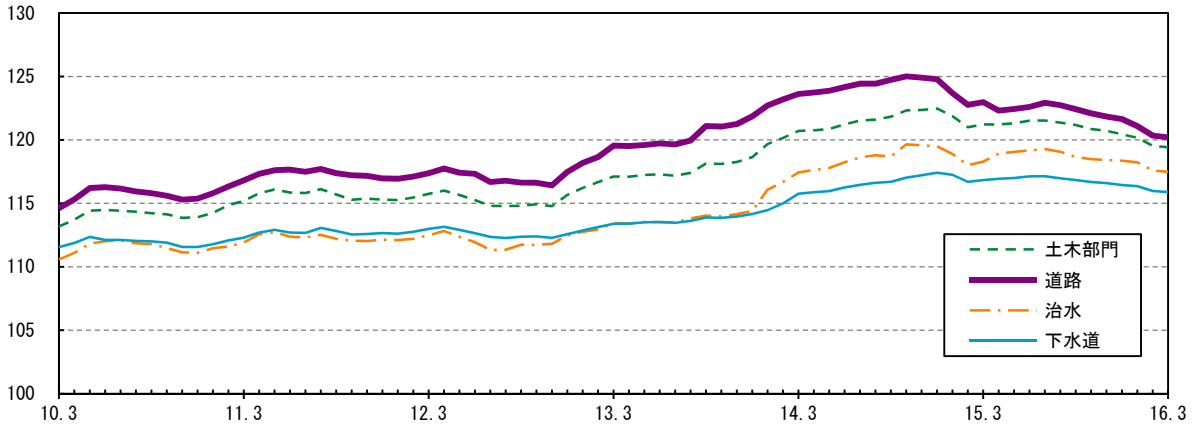
建設資材物価指数 建築部門（東京都区部）

平成17（2005）年平均＝100



建設資材物価指数 土木部門（東京都区部）

平成17（2005）年平均＝100



各都市平成17年平均＝100  
2005 average＝100

| 年月<br>Year Month | 部門<br>City | 住宅（木造）部門<br>House (W) index |             |             |               |               |            |                 |                 |               |              |               |
|------------------|------------|-----------------------------|-------------|-------------|---------------|---------------|------------|-----------------|-----------------|---------------|--------------|---------------|
|                  |            | 全国平均<br>Japan average       | 東京<br>Tokyo | 大阪<br>Osaka | 名古屋<br>Nagoya | 福岡<br>Fukuoka | 那覇<br>Naha | 広島<br>Hiroshima | 高松<br>Takamatsu | 新潟<br>Niigata | 仙台<br>Sendai | 札幌<br>Sapporo |
| 2010年 平均         |            | -                           | 103.6       | 102.7       | 103.4         | 101.7         | 103.2      | 105.3           | 102.6           | 103.4         | 103.8        | 104.0         |
| 2011             |            | -                           | 106.3       | 104.4       | 104.5         | 103.1         | 104.3      | 107.0           | 103.8           | 104.4         | 105.0        | 104.3         |
| 2012             |            | -                           | 105.9       | 103.9       | 104.1         | 102.7         | 104.0      | 106.8           | 103.3           | 104.1         | 105.6        | 104.8         |
| 2013             |            | -                           | 108.2       | 106.2       | 106.4         | 104.7         | 105.8      | 108.7           | 105.2           | 106.5         | 108.9        | 107.5         |
| 2014             |            | -                           | 112.5       | 110.4       | 109.9         | 109.0         | 109.6      | 112.6           | 109.6           | 110.9         | 113.1        | 110.9         |
| 2015             |            | -                           | 111.4       | 108.9       | 108.8         | 107.9         | 109.6      | 111.5           | 108.6           | 109.6         | 112.0        | 111.3         |
| 2015年 3月         |            | -                           | 111.8       | 109.5       | 109.4         | 108.4         | 109.7      | 111.9           | 109.1           | 110.3         | 112.5        | 111.4         |
| 4                |            | -                           | 111.7       | 109.2       | 109.0         | 108.1         | 109.6      | 111.6           | 109.0           | 109.9         | 112.2        | 111.3         |
| 5                |            | -                           | 111.7       | 109.1       | 109.0         | 108.0         | 109.5      | 111.9           | 108.9           | 109.9         | 112.2        | 111.3         |
| 6                |            | -                           | 111.7       | 109.1       | 109.0         | 108.1         | 109.5      | 111.9           | 108.9           | 109.9         | 112.2        | 111.3         |
| 7                |            | -                           | 110.8       | 108.3       | 108.3         | 107.5         | 109.4      | 111.1           | 108.1           | 109.1         | 111.5        | 111.2         |
| 8                |            | -                           | 110.9       | 108.3       | 108.3         | 107.5         | 109.5      | 111.2           | 108.1           | 109.2         | 111.5        | 111.2         |
| 9                |            | -                           | 111.0       | 108.4       | 108.4         | 107.5         | 109.7      | 111.2           | 108.2           | 109.2         | 111.6        | 111.3         |
| 10               |            | -                           | 111.1       | 108.4       | 108.5         | 107.5         | 109.6      | 111.2           | 108.2           | 109.2         | 111.5        | 111.2         |
| 11               |            | -                           | 111.0       | 108.3       | 108.5         | 107.4         | 109.5      | 111.1           | 108.1           | 109.1         | 111.5        | 111.2         |
| 12               |            | -                           | 111.0       | 108.3       | 108.5         | 107.4         | 109.6      | 111.1           | 108.1           | 109.1         | 111.4        | 111.2         |
| 2016年 1月         |            | -                           | 111.0       | 108.3       | 108.5         | 107.4         | 109.6      | 111.1           | 108.1           | 109.1         | 111.4        | 110.8         |
| 2                |            | -                           | 110.9       | 108.2       | 108.4         | 107.3         | 109.6      | 111.0           | 108.0           | 109.1         | 111.3        | 110.7         |
| 3                |            | -                           | 110.9       | 108.2       | 108.3         | 107.3         | 109.5      | 111.0           | 107.9           | 109.0         | 111.3        | 110.7         |



1. 都市別・部門別指数(3) Index by cities and sectors(3)

各都市平成17年平均=100  
2005 average=100

| 年 月<br>Year Month | 部門<br>都市<br>City | 住宅 (SRC、RC) 部門<br>House (SRC, RC) index |              |              |                 |                |             |                  |                  |                |               |
|-------------------|------------------|-----------------------------------------|--------------|--------------|-----------------|----------------|-------------|------------------|------------------|----------------|---------------|
|                   |                  | 全国平均<br>Japan<br>average                | 東 京<br>Tokyo | 大 阪<br>Osaka | 名 古 屋<br>Nagoya | 福 岡<br>Fukuoka | 那 覇<br>Naha | 広 島<br>Hiroshima | 高 松<br>Takamatsu | 新 潟<br>Niigata | 仙 台<br>Sendai |
| 2010 年 平均         | -                | 106.4                                   | 106.1        | 107.4        | 104.7           | 107.2          | 114.4       | 105.8            | 107.7            | 107.4          | 105.0         |
| 2011              | -                | 108.2                                   | 107.6        | 108.9        | 105.5           | 108.9          | 116.0       | 106.6            | 108.5            | 109.1          | 103.9         |
| 2012              | -                | 107.2                                   | 105.6        | 107.5        | 104.3           | 107.8          | 114.6       | 104.6            | 107.3            | 110.8          | 105.4         |
| 2013              | -                | 109.4                                   | 107.6        | 110.2        | 106.7           | 109.7          | 116.8       | 106.5            | 110.4            | 117.3          | 109.5         |
| 2014              | -                | 113.1                                   | 110.9        | 114.7        | 110.6           | 112.7          | 120.2       | 110.2            | 114.8            | 121.9          | 113.9         |
| 2015              | -                | 112.2                                   | 109.4        | 114.6        | 109.2           | 112.7          | 119.9       | 109.6            | 113.9            | 120.8          | 114.4         |
| 2015 年 3 月        | -                | 112.5                                   | 110.0        | 115.0        | 109.7           | 113.2          | 119.7       | 110.3            | 114.5            | 121.4          | 114.7         |
| 4                 | -                | 112.5                                   | 109.8        | 114.7        | 109.3           | 112.9          | 119.5       | 110.1            | 114.3            | 121.1          | 114.6         |
| 5                 | -                | 112.5                                   | 109.6        | 114.6        | 109.3           | 112.8          | 120.6       | 110.0            | 114.1            | 121.1          | 114.5         |
| 6                 | -                | 112.6                                   | 109.6        | 114.7        | 109.3           | 112.8          | 120.5       | 109.9            | 114.2            | 121.2          | 114.6         |
| 7                 | -                | 112.3                                   | 109.3        | 114.4        | 109.1           | 112.7          | 120.2       | 109.5            | 113.9            | 120.9          | 114.4         |
| 8                 | -                | 112.0                                   | 109.1        | 114.2        | 109.0           | 112.7          | 120.1       | 109.2            | 113.7            | 120.6          | 114.3         |
| 9                 | -                | 112.0                                   | 109.1        | 113.9        | 108.9           | 112.8          | 120.0       | 109.2            | 113.6            | 120.6          | 114.4         |
| 10                | -                | 111.7                                   | 108.7        | 114.3        | 108.6           | 112.4          | 119.7       | 109.0            | 113.2            | 120.2          | 113.9         |
| 11                | -                | 111.4                                   | 108.4        | 114.1        | 108.3           | 112.1          | 119.4       | 108.7            | 113.0            | 119.9          | 113.9         |
| 12                | -                | 111.0                                   | 108.1        | 113.9        | 107.9           | 112.3          | 119.0       | 108.3            | 112.6            | 119.6          | 113.7         |
| 2016 年 1 月        | -                | 111.0                                   | 108.1        | 113.9        | 107.9           | 112.3          | 119.0       | 108.3            | 112.6            | 119.6          | 113.4         |
| 2                 | -                | 110.6                                   | 107.7        | 113.5        | 107.5           | 111.9          | 118.6       | 107.9            | 112.3            | 119.1          | 113.2         |
| 3                 | -                | 110.4                                   | 107.3        | 113.2        | 107.2           | 111.7          | 118.3       | 107.5            | 112.2            | 119.0          | 113.2         |

| 年 月<br>Year Month | 部門<br>都市<br>City | 事務所 (SRC、RC、S) 部門<br>Office (SRC, RC, S) index |              |              |                 |                |             |                  |                  |                |               |
|-------------------|------------------|------------------------------------------------|--------------|--------------|-----------------|----------------|-------------|------------------|------------------|----------------|---------------|
|                   |                  | 全国平均<br>Japan<br>average                       | 東 京<br>Tokyo | 大 阪<br>Osaka | 名 古 屋<br>Nagoya | 福 岡<br>Fukuoka | 那 覇<br>Naha | 広 島<br>Hiroshima | 高 松<br>Takamatsu | 新 潟<br>Niigata | 仙 台<br>Sendai |
| 2010 年 平均         | -                | 107.6                                          | 107.8        | 108.1        | 106.1           | 108.3          | 112.7       | 107.1            | 108.4            | 108.1          | 106.5         |
| 2011              | -                | 109.1                                          | 109.1        | 109.5        | 107.1           | 109.9          | 114.0       | 108.0            | 109.3            | 109.6          | 106.1         |
| 2012              | -                | 108.2                                          | 107.7        | 108.6        | 106.3           | 109.0          | 113.0       | 106.7            | 108.4            | 110.6          | 107.0         |
| 2013              | -                | 110.0                                          | 109.3        | 110.6        | 108.2           | 110.6          | 114.7       | 108.2            | 110.8            | 115.0          | 109.8         |
| 2014              | -                | 113.7                                          | 112.6        | 114.8        | 111.9           | 113.7          | 118.2       | 111.8            | 114.9            | 119.3          | 114.0         |
| 2015              | -                | 114.2                                          | 112.3        | 115.3        | 111.7           | 114.4          | 118.7       | 112.3            | 115.0            | 119.6          | 115.3         |
| 2015 年 3 月        | -                | 114.4                                          | 112.7        | 115.6        | 112.1           | 114.8          | 118.6       | 112.7            | 115.5            | 120.0          | 115.6         |
| 4                 | -                | 114.4                                          | 112.5        | 115.3        | 111.9           | 114.6          | 118.5       | 112.6            | 115.3            | 119.8          | 115.5         |
| 5                 | -                | 114.4                                          | 112.3        | 115.3        | 111.8           | 114.5          | 119.1       | 112.5            | 115.2            | 119.8          | 115.5         |
| 6                 | -                | 114.5                                          | 112.4        | 115.3        | 111.8           | 114.5          | 119.1       | 112.4            | 115.2            | 119.8          | 115.5         |
| 7                 | -                | 114.3                                          | 112.2        | 115.2        | 111.7           | 114.4          | 118.9       | 112.2            | 115.1            | 119.7          | 115.4         |
| 8                 | -                | 114.1                                          | 112.1        | 115.0        | 111.6           | 114.4          | 118.8       | 112.0            | 114.9            | 119.5          | 115.3         |
| 9                 | -                | 114.3                                          | 112.2        | 115.0        | 111.7           | 114.6          | 118.9       | 112.1            | 114.9            | 119.6          | 115.5         |
| 10                | -                | 114.0                                          | 112.0        | 115.1        | 111.4           | 114.3          | 118.7       | 112.0            | 114.6            | 119.3          | 115.1         |
| 11                | -                | 113.8                                          | 111.7        | 115.0        | 111.2           | 114.1          | 118.5       | 111.8            | 114.5            | 119.1          | 115.1         |
| 12                | -                | 113.6                                          | 111.5        | 114.9        | 111.0           | 114.2          | 118.2       | 111.5            | 114.2            | 118.9          | 115.0         |
| 2016 年 1 月        | -                | 113.6                                          | 111.6        | 115.0        | 111.0           | 114.2          | 118.3       | 111.5            | 114.3            | 118.9          | 114.8         |
| 2                 | -                | 113.3                                          | 111.2        | 114.6        | 110.7           | 114.0          | 118.0       | 111.2            | 114.0            | 118.5          | 114.6         |
| 3                 | -                | 113.1                                          | 111.0        | 114.3        | 110.5           | 113.8          | 117.8       | 110.9            | 113.9            | 118.4          | 114.6         |

| 年 月<br>Year Month | 部門<br>都市<br>City | 工場 (SRC、RC、S) 部門<br>Factory (SRC, RC, S) index |              |              |                 |                |             |                  |                  |                |               |
|-------------------|------------------|------------------------------------------------|--------------|--------------|-----------------|----------------|-------------|------------------|------------------|----------------|---------------|
|                   |                  | 全国平均<br>Japan<br>average                       | 東 京<br>Tokyo | 大 阪<br>Osaka | 名 古 屋<br>Nagoya | 福 岡<br>Fukuoka | 那 覇<br>Naha | 広 島<br>Hiroshima | 高 松<br>Takamatsu | 新 潟<br>Niigata | 仙 台<br>Sendai |
| 2010 年 平均         | -                | 109.5                                          | 110.0        | 110.0        | 108.2           | 110.5          | 114.9       | 109.1            | 110.3            | 110.1          | 108.2         |
| 2011              | -                | 110.7                                          | 111.2        | 111.4        | 109.0           | 112.1          | 116.1       | 110.1            | 111.1            | 111.5          | 107.8         |
| 2012              | -                | 110.0                                          | 109.9        | 110.6        | 108.5           | 111.3          | 115.1       | 108.9            | 110.4            | 112.7          | 108.8         |
| 2013              | -                | 111.7                                          | 111.3        | 112.5        | 110.3           | 112.7          | 116.7       | 110.2            | 112.6            | 117.0          | 111.5         |
| 2014              | -                | 116.3                                          | 115.3        | 117.5        | 114.6           | 116.6          | 120.8       | 114.5            | 117.6            | 122.2          | 116.4         |
| 2015              | -                | 117.7                                          | 115.6        | 118.6        | 115.2           | 118.1          | 122.1       | 115.7            | 118.3            | 123.3          | 118.7         |
| 2015 年 3 月        | -                | 118.1                                          | 116.2        | 119.0        | 115.6           | 118.6          | 122.1       | 116.3            | 118.9            | 123.9          | 119.1         |
| 4                 | -                | 118.1                                          | 116.0        | 118.8        | 115.4           | 118.4          | 121.9       | 116.2            | 118.7            | 123.7          | 119.0         |
| 5                 | -                | 118.1                                          | 115.8        | 118.7        | 115.3           | 118.3          | 122.6       | 116.0            | 118.5            | 123.6          | 119.0         |
| 6                 | -                | 118.1                                          | 115.9        | 118.7        | 115.3           | 118.3          | 122.5       | 116.0            | 118.6            | 123.6          | 119.1         |
| 7                 | -                | 118.0                                          | 115.7        | 118.6        | 115.2           | 118.2          | 122.4       | 115.8            | 118.5            | 123.5          | 118.9         |
| 8                 | -                | 117.8                                          | 115.5        | 118.4        | 115.1           | 118.1          | 122.3       | 115.6            | 118.2            | 123.3          | 118.8         |
| 9                 | -                | 117.9                                          | 115.7        | 118.5        | 115.2           | 118.4          | 122.4       | 115.7            | 118.3            | 123.4          | 119.0         |
| 10                | -                | 117.5                                          | 115.4        | 118.5        | 114.9           | 118.0          | 122.1       | 115.5            | 117.9            | 123.0          | 118.6         |
| 11                | -                | 117.3                                          | 115.2        | 118.4        | 114.7           | 117.8          | 121.9       | 115.3            | 117.7            | 122.9          | 118.6         |
| 12                | -                | 117.1                                          | 114.9        | 118.2        | 114.5           | 117.8          | 121.6       | 115.0            | 117.4            | 122.6          | 118.4         |
| 2016 年 1 月        | -                | 117.2                                          | 114.9        | 118.3        | 114.5           | 117.9          | 121.7       | 115.0            | 117.5            | 122.6          | 118.3         |
| 2                 | -                | 116.8                                          | 114.6        | 117.8        | 114.1           | 117.5          | 121.3       | 114.6            | 117.2            | 122.2          | 118.0         |
| 3                 | -                | 116.6                                          | 114.3        | 117.5        | 113.9           | 117.4          | 121.1       | 114.3            | 117.1            | 122.1          | 118.0         |

1. 都市別・部門別指数(4) Index by cities and sectors(4)

各都市平成17年平均=100  
2005 average=100

| 年 月<br>Year Month | 部門<br>都市<br>City | 道 路 部 門<br>Road index    |              |              |               |                |             |                  |                  |                |               |                |
|-------------------|------------------|--------------------------|--------------|--------------|---------------|----------------|-------------|------------------|------------------|----------------|---------------|----------------|
|                   |                  | 全国平均<br>Japan<br>average | 東 京<br>Tokyo | 大 阪<br>Osaka | 名古屋<br>Nagoya | 福 岡<br>Fukuoka | 那 覇<br>Naha | 広 島<br>Hiroshima | 高 松<br>Takamatsu | 新 潟<br>Niigata | 仙 台<br>Sendai | 札 幌<br>Sapporo |
| 2010 年 平均         |                  | -                        | 115.4        | 113.1        | 116.6         | 113.7          | 115.2       | 129.9            | 114.4            | 116.8          | 117.7         | 111.1          |
| 2011              |                  | -                        | 117.1        | 114.5        | 117.9         | 114.3          | 118.7       | 131.8            | 116.4            | 118.1          | 120.6         | 109.4          |
| 2012              |                  | -                        | 117.0        | 113.6        | 117.6         | 114.2          | 118.6       | 131.3            | 114.9            | 117.9          | 126.1         | 113.6          |
| 2013              |                  | -                        | 120.0        | 115.1        | 120.8         | 116.7          | 120.5       | 133.1            | 116.1            | 122.3          | 138.4         | 119.4          |
| 2014              |                  | -                        | 124.1        | 117.9        | 125.7         | 119.8          | 123.8       | 136.6            | 118.8            | 127.1          | 144.9         | 125.6          |
| 2015              |                  | -                        | 122.5        | 115.7        | 125.8         | 117.2          | 125.0       | 136.3            | 118.3            | 126.1          | 143.6         | 126.7          |
| 2015 年 3 月        |                  | -                        | 123.0        | 116.5        | 126.4         | 117.9          | 125.7       | 135.9            | 119.0            | 127.0          | 144.3         | 127.0          |
| 4                 |                  | -                        | 122.3        | 115.5        | 125.2         | 116.9          | 125.4       | 134.7            | 118.2            | 125.9          | 143.3         | 126.1          |
| 5                 |                  | -                        | 122.4        | 115.4        | 125.3         | 116.9          | 125.4       | 136.7            | 118.2            | 125.8          | 143.3         | 126.3          |
| 6                 |                  | -                        | 122.6        | 115.5        | 125.3         | 117.0          | 125.5       | 136.8            | 118.2            | 125.9          | 143.4         | 126.4          |
| 7                 |                  | -                        | 122.9        | 115.7        | 125.7         | 117.2          | 125.5       | 137.0            | 118.5            | 126.2          | 143.7         | 126.8          |
| 8                 |                  | -                        | 122.7        | 115.6        | 125.5         | 117.2          | 125.4       | 136.9            | 118.4            | 126.1          | 143.6         | 127.0          |
| 9                 |                  | -                        | 122.4        | 115.5        | 125.2         | 117.0          | 125.4       | 136.9            | 118.2            | 125.9          | 143.5         | 127.3          |
| 10                |                  | -                        | 122.1        | 115.0        | 125.9         | 116.6          | 125.1       | 136.5            | 117.9            | 125.6          | 143.2         | 126.8          |
| 11                |                  | -                        | 121.8        | 114.8        | 125.7         | 116.5          | 124.6       | 136.3            | 117.6            | 125.5          | 143.0         | 126.7          |
| 12                |                  | -                        | 121.6        | 114.6        | 125.6         | 116.3          | 124.8       | 136.1            | 117.4            | 125.3          | 142.7         | 126.5          |
| 2016 年 1 月        |                  | -                        | 121.1        | 114.1        | 125.1         | 115.6          | 124.5       | 135.7            | 116.7            | 124.7          | 142.3         | 125.8          |
| 2                 |                  | -                        | 120.3        | 113.7        | 124.6         | 115.3          | 124.0       | 135.2            | 116.1            | 124.1          | 141.5         | 125.3          |
| 3                 |                  | -                        | 120.2        | 113.3        | 124.3         | 115.1          | 123.9       | 134.9            | 115.8            | 123.9          | 141.4         | 125.3          |

| 年 月<br>Year Month | 部門<br>都市<br>City | 治 水 部 門<br>Flood control index |              |              |               |                |             |                  |                  |                |               |                |
|-------------------|------------------|--------------------------------|--------------|--------------|---------------|----------------|-------------|------------------|------------------|----------------|---------------|----------------|
|                   |                  | 全国平均<br>Japan<br>average       | 東 京<br>Tokyo | 大 阪<br>Osaka | 名古屋<br>Nagoya | 福 岡<br>Fukuoka | 那 覇<br>Naha | 広 島<br>Hiroshima | 高 松<br>Takamatsu | 新 潟<br>Niigata | 仙 台<br>Sendai | 札 幌<br>Sapporo |
| 2010 年 平均         |                  | -                              | 111.3        | 108.9        | 113.4         | 108.0          | 113.1       | 135.3            | 111.5            | 115.5          | 116.0         | 107.5          |
| 2011              |                  | -                              | 112.2        | 108.3        | 113.4         | 106.5          | 114.4       | 136.4            | 111.5            | 114.5          | 117.2         | 102.0          |
| 2012              |                  | -                              | 112.0        | 106.8        | 113.3         | 106.4          | 114.1       | 136.2            | 109.0            | 114.1          | 126.3         | 108.7          |
| 2013              |                  | -                              | 113.6        | 107.0        | 116.3         | 108.4          | 114.8       | 136.9            | 108.9            | 118.3          | 143.8         | 116.2          |
| 2014              |                  | -                              | 118.2        | 108.5        | 121.8         | 111.3          | 118.7       | 139.2            | 110.7            | 123.7          | 152.1         | 124.1          |
| 2015              |                  | -                              | 118.7        | 107.4        | 125.4         | 109.9          | 123.8       | 141.5            | 112.5            | 124.9          | 152.9         | 127.4          |
| 2015 年 3 月        |                  | -                              | 118.3        | 107.5        | 125.2         | 110.0          | 124.5       | 139.5            | 112.6            | 125.3          | 153.1         | 126.8          |
| 4                 |                  | -                              | 118.9        | 107.6        | 125.0         | 110.0          | 124.6       | 139.4            | 112.7            | 125.1          | 152.9         | 126.7          |
| 5                 |                  | -                              | 119.0        | 107.6        | 125.1         | 110.0          | 124.6       | 142.6            | 112.7            | 125.1          | 153.0         | 126.9          |
| 6                 |                  | -                              | 119.2        | 107.6        | 125.1         | 110.2          | 124.8       | 142.7            | 112.7            | 125.1          | 153.0         | 127.0          |
| 7                 |                  | -                              | 119.3        | 107.7        | 125.3         | 110.1          | 124.8       | 142.7            | 112.9            | 125.2          | 153.1         | 127.4          |
| 8                 |                  | -                              | 119.1        | 107.4        | 125.1         | 110.0          | 124.6       | 142.5            | 112.7            | 125.1          | 153.0         | 127.5          |
| 9                 |                  | -                              | 118.7        | 107.2        | 124.7         | 109.7          | 124.7       | 142.6            | 112.4            | 124.8          | 152.8         | 128.6          |
| 10                |                  | -                              | 118.5        | 107.0        | 126.3         | 109.5          | 124.4       | 142.2            | 112.2            | 124.6          | 152.6         | 128.2          |
| 11                |                  | -                              | 118.4        | 106.9        | 126.2         | 109.4          | 124.3       | 142.2            | 112.0            | 124.6          | 152.5         | 128.2          |
| 12                |                  | -                              | 118.4        | 106.8        | 126.2         | 109.4          | 125.2       | 142.1            | 112.0            | 124.6          | 152.5         | 128.2          |
| 2016 年 1 月        |                  | -                              | 118.2        | 106.8        | 126.1         | 109.1          | 125.1       | 142.1            | 111.7            | 124.4          | 152.4         | 127.9          |
| 2                 |                  | -                              | 117.6        | 106.4        | 125.7         | 108.9          | 125.1       | 141.7            | 111.3            | 123.9          | 151.8         | 127.4          |
| 3                 |                  | -                              | 117.5        | 106.2        | 125.5         | 108.8          | 125.0       | 141.6            | 111.1            | 123.8          | 151.7         | 127.4          |

| 年 月<br>Year Month | 部門<br>都市<br>City | 下 水 道 部 門<br>Sewer index |              |              |               |                |             |                  |                  |                |               |                |
|-------------------|------------------|--------------------------|--------------|--------------|---------------|----------------|-------------|------------------|------------------|----------------|---------------|----------------|
|                   |                  | 全国平均<br>Japan<br>average | 東 京<br>Tokyo | 大 阪<br>Osaka | 名古屋<br>Nagoya | 福 岡<br>Fukuoka | 那 覇<br>Naha | 広 島<br>Hiroshima | 高 松<br>Takamatsu | 新 潟<br>Niigata | 仙 台<br>Sendai | 札 幌<br>Sapporo |
| 2010 年 平均         |                  | -                        | 111.9        | 112.0        | 112.8         | 110.7          | 112.1       | 118.4            | 111.4            | 112.8          | 113.1         | 110.8          |
| 2011              |                  | -                        | 112.6        | 112.6        | 113.3         | 111.1          | 113.4       | 119.2            | 112.3            | 113.4          | 114.1         | 110.2          |
| 2012              |                  | -                        | 112.6        | 112.3        | 113.3         | 111.1          | 113.2       | 119.1            | 111.7            | 113.4          | 116.5         | 112.1          |
| 2013              |                  | -                        | 113.6        | 112.6        | 114.5         | 112.0          | 113.6       | 119.6            | 112.0            | 115.3          | 122.1         | 114.6          |
| 2014              |                  | -                        | 116.2        | 114.7        | 117.9         | 114.3          | 115.7       | 122.7            | 113.9            | 118.8          | 126.6         | 118.1          |
| 2015              |                  | -                        | 116.9        | 114.9        | 119.3         | 114.3          | 117.0       | 124.2            | 115.1            | 120.1          | 127.8         | 120.6          |
| 2015 年 3 月        |                  | -                        | 116.8        | 115.0        | 119.3         | 114.4          | 117.1       | 123.7            | 115.2            | 120.3          | 127.8         | 120.4          |
| 4                 |                  | -                        | 116.9        | 115.0        | 119.2         | 114.3          | 117.2       | 123.6            | 115.2            | 120.1          | 127.7         | 120.3          |
| 5                 |                  | -                        | 117.0        | 114.9        | 119.2         | 114.3          | 117.2       | 124.5            | 115.2            | 120.1          | 127.7         | 120.5          |
| 6                 |                  | -                        | 117.1        | 115.0        | 119.3         | 114.4          | 117.3       | 124.6            | 115.3            | 120.2          | 127.8         | 120.6          |
| 7                 |                  | -                        | 117.1        | 115.0        | 119.4         | 114.4          | 117.2       | 124.5            | 115.3            | 120.2          | 127.8         | 120.7          |
| 8                 |                  | -                        | 117.0        | 114.9        | 119.2         | 114.3          | 117.1       | 124.4            | 115.1            | 120.1          | 127.8         | 120.9          |
| 9                 |                  | -                        | 116.8        | 114.8        | 119.1         | 114.3          | 117.1       | 124.6            | 115.1            | 120.1          | 128.0         | 121.1          |
| 10                |                  | -                        | 116.7        | 114.7        | 119.4         | 114.1          | 116.9       | 124.3            | 115.0            | 120.0          | 127.8         | 120.9          |
| 11                |                  | -                        | 116.6        | 114.6        | 119.3         | 114.0          | 116.8       | 124.3            | 114.8            | 119.9          | 127.8         | 120.9          |
| 12                |                  | -                        | 116.4        | 114.4        | 119.2         | 113.9          | 116.9       | 124.1            | 114.7            | 119.8          | 127.6         | 120.7          |
| 2016 年 1 月        |                  | -                        | 116.4        | 114.4        | 119.2         | 113.7          | 116.8       | 124.1            | 114.5            | 119.7          | 127.5         | 120.5          |
| 2                 |                  | -                        | 116.0        | 114.1        | 119.0         | 113.6          | 117.0       | 123.8            | 114.2            | 119.4          | 127.2         | 120.3          |
| 3                 |                  | -                        | 115.9        | 114.0        | 118.9         | 113.4          | 116.9       | 123.7            | 114.2            | 119.3          | 127.1         | 120.2          |

2. 建設総合中分類別指数【東京(1)】

Construction general index by intermediate classification 【Tokyo(1)】

平成17年平均=100  
2005 average=100

| 大・中分類<br>ウエイト(1万分比)<br>Weight (Per10,000) | 建設総合<br>General | 農産物<br>Agricultural products |                              | 鉱産物<br>Mineral products         |                                 | 繊維製品<br>Textile products          |                                     |              | 紙・木製品<br>Paper & wood products |       |
|-------------------------------------------|-----------------|------------------------------|------------------------------|---------------------------------|---------------------------------|-----------------------------------|-------------------------------------|--------------|--------------------------------|-------|
|                                           |                 | 農産物<br>Agricultural products | 農産物<br>Agricultural products | 砂利・碎石<br>Gravel & crushed stone | 砂利・碎石<br>Gravel & crushed stone | 畳・わら加工品<br>Tatami & process straw | 繊維工業製品<br>Textile industry products | 製材<br>Lumber |                                |       |
| 年月<br>Year Month                          | 10,000          | 71                           | 71                           | 397                             | 397                             | 88                                | 16                                  | 72           | 1,730                          | 496   |
| 2010年 平均                                  | 108.9           | 102.9                        | 102.9                        | 101.1                           | 101.1                           | 102.6                             | 100.4                               | 103.1        | 99.8                           | 95.1  |
| 2011                                      | 110.7           | 101.8                        | 101.8                        | 100.9                           | 100.9                           | 103.4                             | 103.3                               | 103.5        | 104.7                          | 103.5 |
| 2012                                      | 110.2           | 100.6                        | 100.6                        | 101.0                           | 101.0                           | 104.1                             | 105.3                               | 103.8        | 103.7                          | 102.8 |
| 2013                                      | 112.3           | 101.2                        | 101.2                        | 103.7                           | 103.7                           | 106.7                             | 108.8                               | 106.3        | 107.4                          | 104.9 |
| 2014                                      | 116.2           | 105.6                        | 105.6                        | 119.0                           | 119.0                           | 109.1                             | 121.1                               | 106.5        | 113.5                          | 116.2 |
| 2015                                      | 116.0           | 110.2                        | 110.2                        | 125.0                           | 125.0                           | 111.0                             | 123.7                               | 108.2        | 111.0                          | 110.2 |
| 2015年 3月                                  | 116.2           | 110.1                        | 110.1                        | 125.0                           | 125.0                           | 111.0                             | 123.8                               | 108.2        | 111.7                          | 112.4 |
| 4                                         | 116.2           | 110.1                        | 110.1                        | 125.0                           | 125.0                           | 111.0                             | 123.8                               | 108.2        | 111.2                          | 112.0 |
| 5                                         | 116.2           | 110.1                        | 110.1                        | 125.0                           | 125.0                           | 111.0                             | 123.8                               | 108.2        | 111.2                          | 112.0 |
| 6                                         | 116.3           | 110.3                        | 110.3                        | 125.0                           | 125.0                           | 111.0                             | 123.8                               | 108.2        | 110.9                          | 112.0 |
| 7                                         | 116.0           | 110.3                        | 110.3                        | 125.0                           | 125.0                           | 111.0                             | 123.8                               | 108.2        | 109.8                          | 107.7 |
| 8                                         | 115.9           | 110.3                        | 110.3                        | 125.0                           | 125.0                           | 111.0                             | 123.8                               | 108.2        | 110.2                          | 107.7 |
| 9                                         | 115.9           | 110.3                        | 110.3                        | 125.0                           | 125.0                           | 111.0                             | 123.8                               | 108.2        | 110.5                          | 107.7 |
| 10                                        | 115.7           | 110.3                        | 110.3                        | 125.0                           | 125.0                           | 111.0                             | 123.8                               | 108.2        | 110.8                          | 108.5 |
| 11                                        | 115.5           | 110.3                        | 110.3                        | 125.0                           | 125.0                           | 111.0                             | 123.8                               | 108.2        | 110.8                          | 108.5 |
| 12                                        | 115.3           | 110.3                        | 110.3                        | 125.0                           | 125.0                           | 111.0                             | 123.8                               | 108.2        | 110.8                          | 108.5 |
| 2016年 1月                                  | 115.2           | 110.3                        | 110.3                        | 125.0                           | 125.0                           | 111.0                             | 123.8                               | 108.2        | 111.0                          | 108.5 |
| 2                                         | 114.8           | 110.3                        | 110.3                        | 125.0                           | 125.0                           | 111.0                             | 123.8                               | 108.2        | 111.0                          | 108.5 |
| 3                                         | 114.7           | 110.3                        | 110.3                        | 125.0                           | 125.0                           | 111.0                             | 123.8                               | 108.2        | 111.0                          | 108.5 |

| 大・中分類<br>ウエイト(1万分比)<br>Weight (Per10,000) | 紙・木製品<br>Paper & wood products |                                       |                                              |                                          | 化学製品<br>Chemical products |                                     |                            | 石油製品・舗装材料<br>Petroleum products & paving materials |       |       |
|-------------------------------------------|--------------------------------|---------------------------------------|----------------------------------------------|------------------------------------------|---------------------------|-------------------------------------|----------------------------|----------------------------------------------------|-------|-------|
|                                           | 合板<br>Plywood                  | 建設用木製品等<br>Construction wood products | 家具・建具・装備品<br>Furniture & fixture & equipment | 紙・紙加工品<br>Paper & process paper products | 塗料<br>Paints              | その他の化学製品<br>Other chemical products | 石油製品<br>Petroleum products | 舗装材料<br>Paving materials                           |       |       |
| 年月<br>YearMonth                           | 267                            | 439                                   | 433                                          | 94                                       | 134                       | 94                                  | 40                         | 432                                                | 201   | 231   |
| 2010年 平均                                  | 100.0                          | 105.3                                 | 95.0                                         | 120.9                                    | 106.1                     | 104.9                               | 109.0                      | 128.4                                              | 119.5 | 136.2 |
| 2011                                      | 113.6                          | 105.3                                 | 95.0                                         | 127.7                                    | 106.0                     | 104.9                               | 108.5                      | 136.7                                              | 132.7 | 140.1 |
| 2012                                      | 104.7                          | 105.3                                 | 95.1                                         | 130.3                                    | 106.3                     | 104.9                               | 109.5                      | 138.5                                              | 133.7 | 142.7 |
| 2013                                      | 120.2                          | 105.4                                 | 96.2                                         | 145.6                                    | 106.4                     | 104.9                               | 109.8                      | 148.8                                              | 143.4 | 153.5 |
| 2014                                      | 129.5                          | 105.4                                 | 98.1                                         | 162.2                                    | 110.4                     | 110.1                               | 111.3                      | 155.5                                              | 149.4 | 160.9 |
| 2015                                      | 123.5                          | 105.5                                 | 98.4                                         | 163.3                                    | 116.7                     | 118.9                               | 111.4                      | 135.4                                              | 116.0 | 152.2 |
| 2015年 3月                                  | 124.1                          | 105.4                                 | 98.4                                         | 163.3                                    | 117.6                     | 120.3                               | 111.3                      | 138.3                                              | 116.5 | 157.2 |
| 4                                         | 121.6                          | 105.5                                 | 98.4                                         | 163.3                                    | 116.3                     | 118.5                               | 111.3                      | 133.6                                              | 115.4 | 149.4 |
| 5                                         | 121.6                          | 105.5                                 | 98.4                                         | 163.3                                    | 116.3                     | 118.5                               | 111.3                      | 134.6                                              | 117.6 | 149.4 |
| 6                                         | 119.8                          | 105.5                                 | 98.4                                         | 163.3                                    | 116.3                     | 118.5                               | 111.3                      | 135.6                                              | 119.9 | 149.4 |
| 7                                         | 120.1                          | 105.5                                 | 98.4                                         | 163.3                                    | 116.4                     | 118.5                               | 111.6                      | 137.7                                              | 121.8 | 151.6 |
| 8                                         | 123.1                          | 105.5                                 | 98.4                                         | 163.3                                    | 116.4                     | 118.5                               | 111.6                      | 136.0                                              | 118.2 | 151.6 |
| 9                                         | 125.2                          | 105.5                                 | 98.4                                         | 163.3                                    | 116.4                     | 118.5                               | 111.6                      | 133.0                                              | 111.8 | 151.6 |
| 10                                        | 125.2                          | 105.5                                 | 98.4                                         | 163.3                                    | 116.4                     | 118.5                               | 111.6                      | 132.3                                              | 110.7 | 151.1 |
| 11                                        | 125.1                          | 105.5                                 | 98.4                                         | 163.3                                    | 116.4                     | 118.5                               | 111.6                      | 131.5                                              | 109.9 | 150.4 |
| 12                                        | 125.3                          | 105.5                                 | 98.4                                         | 163.3                                    | 116.4                     | 118.5                               | 111.6                      | 131.3                                              | 109.4 | 150.4 |
| 2016年 1月                                  | 126.3                          | 105.5                                 | 98.4                                         | 163.3                                    | 116.4                     | 118.5                               | 111.6                      | 127.7                                              | 105.2 | 147.3 |
| 2                                         | 126.9                          | 105.5                                 | 98.4                                         | 163.3                                    | 116.4                     | 118.5                               | 111.6                      | 123.2                                              | 95.6  | 147.3 |
| 3                                         | 126.5                          | 105.5                                 | 98.4                                         | 163.3                                    | 117.1                     | 118.5                               | 113.7                      | 122.9                                              | 94.8  | 147.3 |

2. 建設総合中分類別指数【東京(2)】

Construction general index by intermediate classification 【Tokyo(2)】

平成17年平均=100  
2005 average=100

| 大・中分類                            |                 | 窯業・土石製品                               |                        |                                |                                |              |         |                         |                    | 鉄 鋼   |                                                |
|----------------------------------|-----------------|---------------------------------------|------------------------|--------------------------------|--------------------------------|--------------|---------|-------------------------|--------------------|-------|------------------------------------------------|
| ウエイト(1万分比)<br>Weight (Per10,000) | 年月<br>YearMonth | 耐火物                                   | 他の建設用<br>土石製品          | ガラス・<br>ガラス製品                  | 陶磁器                            | セメント         | 生コンクリート | セメント製品                  | その他の窯業<br>・土石製品    | 鉄 鋼   |                                                |
|                                  |                 | Ceramics,<br>stone & clay<br>products | Fire proof<br>products | Other stone &<br>clay products | Glass &<br>related<br>products | Ceramic ware | Cement  | Ready mixed<br>concrete | Cement<br>products |       | Other<br>ceramics,<br>stone & clay<br>products |
|                                  |                 | 2,248                                 | 39                     | 127                            | 63                             | 158          | 55      | 863                     | 798                | 144   | 833                                            |
|                                  | 2010 年 平均       | 108.6                                 | 119.5                  | 108.6                          | 97.9                           | 114.4        | 118.9   | 110.0                   | 104.9              | 111.5 | 110.9                                          |
|                                  | 2011            | 108.1                                 | 119.5                  | 112.7                          | 97.6                           | 114.4        | 119.1   | 110.0                   | 103.0              | 111.8 | 115.8                                          |
|                                  | 2012            | 108.7                                 | 119.5                  | 113.0                          | 97.0                           | 118.1        | 121.3   | 110.2                   | 103.2              | 113.1 | 109.8                                          |
|                                  | 2013            | 109.9                                 | 119.5                  | 113.2                          | 94.9                           | 126.0        | 121.3   | 111.9                   | 103.3              | 113.9 | 112.1                                          |
|                                  | 2014            | 111.4                                 | 120.2                  | 115.6                          | 95.3                           | 130.2        | 122.4   | 113.4                   | 104.2              | 115.4 | 119.1                                          |
|                                  | 2015            | 113.1                                 | 127.9                  | 115.6                          | 96.1                           | 131.0        | 123.6   | 115.7                   | 105.1              | 118.8 | 113.4                                          |
|                                  | 2015 年 3 月      | 112.3                                 | 127.9                  | 115.6                          | 96.1                           | 131.0        | 123.6   | 113.7                   | 105.1              | 118.3 | 115.4                                          |
|                                  | 4               | 113.3                                 | 127.9                  | 115.6                          | 96.1                           | 131.0        | 123.6   | 116.4                   | 105.1              | 118.3 | 114.6                                          |
|                                  | 5               | 113.3                                 | 127.9                  | 115.6                          | 96.1                           | 131.0        | 123.6   | 116.4                   | 105.1              | 118.3 | 114.7                                          |
|                                  | 6               | 113.4                                 | 127.9                  | 115.6                          | 96.1                           | 131.0        | 123.6   | 116.4                   | 105.1              | 119.1 | 114.6                                          |
|                                  | 7               | 113.4                                 | 127.9                  | 115.6                          | 96.1                           | 131.0        | 123.6   | 116.4                   | 105.1              | 119.1 | 114.5                                          |
|                                  | 8               | 113.4                                 | 127.9                  | 115.6                          | 96.1                           | 131.0        | 123.6   | 116.4                   | 105.1              | 119.1 | 113.1                                          |
|                                  | 9               | 113.4                                 | 127.9                  | 115.6                          | 96.1                           | 131.0        | 123.6   | 116.4                   | 105.1              | 119.1 | 112.3                                          |
|                                  | 10              | 113.4                                 | 127.9                  | 115.6                          | 96.1                           | 131.0        | 123.6   | 116.4                   | 105.1              | 119.1 | 110.5                                          |
|                                  | 11              | 113.4                                 | 127.9                  | 115.6                          | 96.1                           | 131.0        | 123.6   | 116.4                   | 105.1              | 119.1 | 109.3                                          |
|                                  | 12              | 113.4                                 | 127.9                  | 115.6                          | 96.1                           | 131.0        | 123.6   | 116.4                   | 105.1              | 119.1 | 107.9                                          |
|                                  | 2016 年 1 月      | 113.4                                 | 127.9                  | 115.6                          | 96.1                           | 131.0        | 123.6   | 116.4                   | 105.1              | 119.1 | 107.8                                          |
|                                  | 2               | 113.4                                 | 127.9                  | 115.6                          | 96.1                           | 131.0        | 123.6   | 116.4                   | 105.1              | 119.1 | 106.1                                          |
|                                  | 3               | 113.4                                 | 127.9                  | 115.6                          | 96.1                           | 131.0        | 123.6   | 116.4                   | 105.1              | 119.1 | 105.0                                          |

| 大・中分類                            |                 | 鉄 鋼 Iron & Steel    |             |                                        |                                                           | 非鉄金属  |                        |                            | 金属製品  |                                |                |
|----------------------------------|-----------------|---------------------|-------------|----------------------------------------|-----------------------------------------------------------|-------|------------------------|----------------------------|-------|--------------------------------|----------------|
| ウエイト(1万分比)<br>Weight (Per10,000) | 年月<br>YearMonth | 熱間圧延<br>鋼 材         | 鋼 管         | 冷間・メッキ<br>鋼 材                          | 鋳造品・<br>他の鉄鋼製品                                            | 非鉄金属  | 電線・ケーブル・<br>光ファイバーケーブル | その他の<br>非鉄金属               | 金属製品  | 建設用<br>金属製品                    | 建築用<br>金属製品    |
|                                  |                 | Hot rolled<br>steel | Steel pipes | Cold rolled<br>steel &<br>coated steel | Casting<br>products and<br>other iron & steel<br>products |       | Non-ferrous<br>metals  | Electric wires<br>& cables |       | Other<br>non-ferrous<br>metals | Metal products |
|                                  |                 | 550                 | 144         | 75                                     | 64                                                        | 258   | 229                    | 29                         | 2,838 | 1,213                          | 1,045          |
|                                  | 2010 年 平均       | 108.1               | 117.0       | 105.0                                  | 127.3                                                     | 122.6 | 120.6                  | 138.3                      | 112.2 | 120.2                          | 103.2          |
|                                  | 2011            | 114.0               | 118.7       | 106.5                                  | 135.6                                                     | 131.8 | 130.7                  | 140.4                      | 112.3 | 120.4                          | 103.0          |
|                                  | 2012            | 105.5               | 115.0       | 103.5                                  | 142.1                                                     | 127.2 | 126.8                  | 130.1                      | 112.5 | 120.7                          | 103.0          |
|                                  | 2013            | 109.5               | 114.1       | 101.5                                  | 142.1                                                     | 135.1 | 134.7                  | 138.4                      | 112.9 | 121.8                          | 103.1          |
|                                  | 2014            | 118.9               | 116.6       | 105.1                                  | 142.1                                                     | 137.6 | 137.1                  | 141.6                      | 115.6 | 126.6                          | 104.2          |
|                                  | 2015            | 109.4               | 120.7       | 103.8                                  | 142.1                                                     | 133.7 | 132.8                  | 140.5                      | 118.1 | 131.1                          | 104.4          |
|                                  | 2015 年 3 月      | 112.4               | 120.4       | 104.6                                  | 142.1                                                     | 133.7 | 132.9                  | 140.4                      | 118.1 | 131.3                          | 104.4          |
|                                  | 4               | 111.2               | 120.4       | 104.6                                  | 142.1                                                     | 137.0 | 136.2                  | 143.6                      | 118.1 | 131.3                          | 104.4          |
|                                  | 5               | 111.2               | 120.9       | 104.6                                  | 142.1                                                     | 137.1 | 136.2                  | 144.6                      | 118.1 | 131.2                          | 104.4          |
|                                  | 6               | 111.2               | 120.9       | 104.1                                  | 142.1                                                     | 140.0 | 138.9                  | 148.3                      | 118.1 | 131.2                          | 104.4          |
|                                  | 7               | 111.1               | 120.9       | 104.1                                  | 142.1                                                     | 135.2 | 134.0                  | 144.6                      | 118.1 | 131.2                          | 104.4          |
|                                  | 8               | 109.0               | 120.9       | 103.4                                  | 142.1                                                     | 132.1 | 131.1                  | 140.0                      | 118.3 | 131.6                          | 104.4          |
|                                  | 9               | 107.8               | 120.9       | 103.0                                  | 142.1                                                     | 131.7 | 131.1                  | 136.3                      | 118.5 | 132.0                          | 104.4          |
|                                  | 10              | 105.2               | 120.9       | 102.5                                  | 142.1                                                     | 129.2 | 128.6                  | 133.9                      | 118.4 | 131.7                          | 104.4          |
|                                  | 11              | 103.4               | 120.9       | 102.5                                  | 142.1                                                     | 129.2 | 128.6                  | 133.9                      | 118.4 | 131.7                          | 104.4          |
|                                  | 12              | 101.3               | 120.9       | 102.1                                  | 142.1                                                     | 123.6 | 122.8                  | 130.3                      | 118.5 | 131.6                          | 104.4          |
|                                  | 2016 年 1 月      | 101.3               | 120.9       | 101.5                                  | 142.1                                                     | 123.2 | 122.8                  | 126.8                      | 118.7 | 132.1                          | 104.4          |
|                                  | 2               | 98.8                | 120.8       | 101.0                                  | 142.1                                                     | 120.7 | 120.2                  | 124.2                      | 118.7 | 131.9                          | 104.4          |
|                                  | 3               | 97.3                | 120.3       | 100.6                                  | 142.1                                                     | 120.7 | 120.2                  | 124.6                      | 118.6 | 131.8                          | 104.4          |

2. 建設総合中分類別指数【東京(3)】

Construction general index by intermediate classification 【Tokyo(3)】

平成17年平均=100  
2005 average=100

| 大・中分類<br>ウエイト(1万分比)<br>Weight (Per10,000) | 金属製品 Metal products                                   |                                         | 一般機械                         |                                            | 電気機械                          |                                     |                                             | 他の製造工業製品                        |                                     |                                                      |
|-------------------------------------------|-------------------------------------------------------|-----------------------------------------|------------------------------|--------------------------------------------|-------------------------------|-------------------------------------|---------------------------------------------|---------------------------------|-------------------------------------|------------------------------------------------------|
|                                           | ガス・石油・<br>暖厨房装置<br>Gas & oil<br>heating<br>appliances | その他の<br>金属製品<br>Other metal<br>products | 一般機械<br>General<br>machinery | 一般機械<br>General<br>industrial<br>machinery | 電気機械<br>Electric<br>machinery | 重電機器<br>Heavy electric<br>equipment | その他の<br>電気機械<br>Other electric<br>machinery | Other<br>industrial<br>products | プラスチック<br>製品<br>Plastic<br>products | その他の<br>製造工業製品<br>Other<br>manufacturing<br>products |
| 年月<br>YearMonth                           | 212                                                   | 368                                     | 173                          | 173                                        | 307                           | 54                                  | 253                                         | 490                             | 366                                 | 124                                                  |
| 2010 年 平均                                 | 100.7                                                 | 117.6                                   | 113.8                        | 113.8                                      | 104.8                         | 99.9                                | 105.9                                       | 106.1                           | 106.7                               | 104.2                                                |
| 2011                                      | 100.7                                                 | 118.8                                   | 114.2                        | 114.2                                      | 105.7                         | 100.6                               | 106.8                                       | 106.2                           | 106.8                               | 104.2                                                |
| 2012                                      | 100.7                                                 | 118.8                                   | 115.6                        | 115.6                                      | 107.4                         | 100.6                               | 108.8                                       | 106.4                           | 107.2                               | 104.1                                                |
| 2013                                      | 99.7                                                  | 118.8                                   | 115.6                        | 115.6                                      | 107.6                         | 100.6                               | 109.1                                       | 106.6                           | 107.6                               | 103.6                                                |
| 2014                                      | 99.4                                                  | 121.0                                   | 119.3                        | 119.3                                      | 107.6                         | 101.3                               | 108.9                                       | 107.4                           | 108.4                               | 104.5                                                |
| 2015                                      | 99.4                                                  | 124.6                                   | 124.8                        | 124.8                                      | 107.3                         | 106.0                               | 107.6                                       | 109.4                           | 109.6                               | 108.9                                                |
| 2015 年 3 月                                | 99.4                                                  | 124.2                                   | 123.8                        | 123.8                                      | 107.0                         | 104.2                               | 107.6                                       | 109.2                           | 109.4                               | 108.9                                                |
| 4                                         | 99.4                                                  | 124.2                                   | 123.8                        | 123.8                                      | 107.4                         | 106.7                               | 107.6                                       | 109.2                           | 109.4                               | 108.9                                                |
| 5                                         | 99.4                                                  | 124.2                                   | 123.8                        | 123.8                                      | 107.4                         | 106.7                               | 107.6                                       | 109.2                           | 109.4                               | 108.9                                                |
| 6                                         | 99.4                                                  | 124.2                                   | 123.8                        | 123.8                                      | 107.4                         | 106.7                               | 107.6                                       | 109.2                           | 109.4                               | 108.9                                                |
| 7                                         | 99.4                                                  | 124.2                                   | 123.8                        | 123.8                                      | 107.4                         | 106.7                               | 107.6                                       | 109.2                           | 109.4                               | 108.9                                                |
| 8                                         | 99.4                                                  | 124.5                                   | 123.8                        | 123.8                                      | 107.4                         | 106.7                               | 107.6                                       | 109.5                           | 109.7                               | 108.9                                                |
| 9                                         | 99.4                                                  | 124.5                                   | 126.7                        | 126.7                                      | 107.4                         | 106.7                               | 107.6                                       | 109.7                           | 110.1                               | 108.9                                                |
| 10                                        | 99.4                                                  | 125.0                                   | 126.7                        | 126.7                                      | 107.4                         | 106.7                               | 107.6                                       | 109.7                           | 110.1                               | 108.9                                                |
| 11                                        | 99.4                                                  | 125.0                                   | 126.7                        | 126.7                                      | 107.4                         | 106.7                               | 107.6                                       | 109.7                           | 110.1                               | 108.9                                                |
| 12                                        | 99.4                                                  | 126.3                                   | 126.7                        | 126.7                                      | 107.4                         | 106.7                               | 107.6                                       | 109.8                           | 110.2                               | 108.9                                                |
| 2016 年 1 月                                | 99.4                                                  | 126.5                                   | 126.7                        | 126.7                                      | 107.4                         | 106.7                               | 107.6                                       | 109.8                           | 110.2                               | 108.9                                                |
| 2                                         | 99.4                                                  | 126.5                                   | 126.7                        | 126.7                                      | 107.4                         | 106.7                               | 107.6                                       | 109.8                           | 110.2                               | 108.9                                                |
| 3                                         | 99.4                                                  | 126.4                                   | 126.7                        | 126.7                                      | 107.4                         | 106.7                               | 107.6                                       | 109.8                           | 110.2                               | 108.9                                                |

2. 建設総合中分類別指数【大阪(1)】

Construction general index by intermediate classification 【Osaka(1)】

平成17年平均=100  
2005 average=100

| 大・中分類<br>ウエイト(1万分比)<br>Weight (Per10,000) | 建設総合<br>General | 農産物<br>Agricultural products |                              | 鉱産物<br>Mineral products         |                                 | 繊維製品<br>Textile products          |                                     |              | 紙・木製品<br>Paper & wood products |       |
|-------------------------------------------|-----------------|------------------------------|------------------------------|---------------------------------|---------------------------------|-----------------------------------|-------------------------------------|--------------|--------------------------------|-------|
|                                           |                 | 農産物<br>Agricultural products | 農産物<br>Agricultural products | 砂利・碎石<br>Gravel & crushed stone | 砂利・碎石<br>Gravel & crushed stone | 畳・わら加工品<br>Tatami & process straw | 繊維工業製品<br>Textile industry products | 製材<br>Lumber |                                |       |
| 年月<br>YearMonth                           | 10,000          | 71                           | 71                           | 397                             | 397                             | 88                                | 16                                  | 72           | 1,730                          | 496   |
| 2010年 平均                                  | 108.3           | 102.4                        | 102.4                        | 101.6                           | 101.6                           | 102.5                             | 99.7                                | 103.1        | 99.3                           | 93.5  |
| 2011                                      | 109.6           | 102.4                        | 102.4                        | 100.3                           | 100.3                           | 103.3                             | 102.6                               | 103.5        | 102.7                          | 96.9  |
| 2012                                      | 108.5           | 102.4                        | 102.4                        | 98.5                            | 98.5                            | 104.0                             | 104.7                               | 103.8        | 101.5                          | 97.0  |
| 2013                                      | 110.1           | 103.2                        | 103.2                        | 98.8                            | 98.8                            | 106.7                             | 108.9                               | 106.3        | 105.5                          | 99.6  |
| 2014                                      | 113.3           | 107.7                        | 107.7                        | 100.8                           | 100.8                           | 109.4                             | 122.7                               | 106.5        | 111.7                          | 111.4 |
| 2015                                      | 112.3           | 111.9                        | 111.9                        | 102.1                           | 102.1                           | 111.3                             | 125.4                               | 108.2        | 108.7                          | 104.1 |
| 2015年 3月                                  | 112.8           | 111.8                        | 111.8                        | 101.6                           | 101.6                           | 111.3                             | 125.5                               | 108.2        | 109.8                          | 107.3 |
| 4                                         | 112.6           | 111.8                        | 111.8                        | 102.2                           | 102.2                           | 111.3                             | 125.5                               | 108.2        | 109.1                          | 105.9 |
| 5                                         | 112.4           | 111.8                        | 111.8                        | 102.2                           | 102.2                           | 111.3                             | 125.5                               | 108.2        | 108.8                          | 105.9 |
| 6                                         | 112.5           | 111.9                        | 111.9                        | 102.2                           | 102.2                           | 111.3                             | 125.5                               | 108.2        | 108.7                          | 105.9 |
| 7                                         | 112.2           | 111.9                        | 111.9                        | 102.2                           | 102.2                           | 111.3                             | 125.5                               | 108.2        | 107.5                          | 101.7 |
| 8                                         | 112.1           | 111.9                        | 111.9                        | 102.2                           | 102.2                           | 111.3                             | 125.5                               | 108.2        | 107.9                          | 101.7 |
| 9                                         | 112.2           | 111.9                        | 111.9                        | 102.2                           | 102.2                           | 111.3                             | 125.5                               | 108.2        | 108.2                          | 101.7 |
| 10                                        | 111.9           | 111.9                        | 111.9                        | 102.2                           | 102.2                           | 111.3                             | 125.5                               | 108.2        | 108.2                          | 101.7 |
| 11                                        | 111.8           | 111.9                        | 111.9                        | 102.2                           | 102.2                           | 111.3                             | 125.5                               | 108.2        | 108.2                          | 101.7 |
| 12                                        | 111.5           | 111.9                        | 111.9                        | 102.2                           | 102.2                           | 111.3                             | 125.5                               | 108.2        | 108.3                          | 101.7 |
| 2016年 1月                                  | 111.5           | 111.9                        | 111.9                        | 102.2                           | 102.2                           | 111.3                             | 125.5                               | 108.2        | 108.4                          | 101.7 |
| 2                                         | 111.2           | 111.9                        | 111.9                        | 102.2                           | 102.2                           | 111.3                             | 125.5                               | 108.2        | 108.5                          | 101.7 |
| 3                                         | 110.9           | 111.9                        | 111.9                        | 102.2                           | 102.2                           | 111.3                             | 125.5                               | 108.2        | 108.4                          | 101.7 |

| 大・中分類<br>ウエイト(1万分比)<br>Weight (Per10,000) | 紙・木製品<br>Paper & wood products |                                       |                                              |                                          | 化学製品<br>Chemical products |                                     |                            | 石油製品・舗装材料<br>Petroleum products & paving materials |       |       |
|-------------------------------------------|--------------------------------|---------------------------------------|----------------------------------------------|------------------------------------------|---------------------------|-------------------------------------|----------------------------|----------------------------------------------------|-------|-------|
|                                           | 合板<br>Plywood                  | 建設用木製品等<br>Construction wood products | 家具・建具・装備品<br>Furniture & fixture & equipment | 紙・紙加工品<br>Paper & process paper products | 塗料<br>Paints              | その他の化学製品<br>Other chemical products | 石油製品<br>Petroleum products | 舗装材料<br>Paving materials                           |       |       |
| 年月<br>YearMonth                           | 267                            | 439                                   | 433                                          | 94                                       | 134                       | 94                                  | 40                         | 432                                                | 201   | 231   |
| 2010年 平均                                  | 99.8                           | 105.3                                 | 95.0                                         | 120.4                                    | 105.8                     | 104.9                               | 107.7                      | 122.9                                              | 117.5 | 127.6 |
| 2011                                      | 113.2                          | 105.3                                 | 95.0                                         | 125.8                                    | 105.6                     | 104.9                               | 107.2                      | 133.2                                              | 132.2 | 134.1 |
| 2012                                      | 104.8                          | 105.3                                 | 95.1                                         | 127.4                                    | 105.9                     | 104.9                               | 108.2                      | 136.3                                              | 134.7 | 137.7 |
| 2013                                      | 118.8                          | 105.4                                 | 96.2                                         | 142.4                                    | 106.0                     | 104.9                               | 108.5                      | 143.4                                              | 144.0 | 142.9 |
| 2014                                      | 127.8                          | 105.4                                 | 98.1                                         | 158.6                                    | 110.0                     | 110.1                               | 110.0                      | 149.4                                              | 148.6 | 150.1 |
| 2015                                      | 121.4                          | 105.4                                 | 98.4                                         | 159.7                                    | 116.3                     | 118.9                               | 110.2                      | 130.7                                              | 116.7 | 143.0 |
| 2015年 3月                                  | 122.5                          | 105.4                                 | 98.4                                         | 159.7                                    | 117.2                     | 120.3                               | 110.1                      | 133.9                                              | 117.9 | 147.9 |
| 4                                         | 120.5                          | 105.4                                 | 98.4                                         | 159.7                                    | 116.0                     | 118.5                               | 110.1                      | 129.7                                              | 117.9 | 140.1 |
| 5                                         | 118.9                          | 105.4                                 | 98.4                                         | 159.7                                    | 116.0                     | 118.5                               | 110.1                      | 129.7                                              | 117.9 | 140.1 |
| 6                                         | 118.0                          | 105.4                                 | 98.4                                         | 159.7                                    | 116.0                     | 118.5                               | 110.1                      | 130.5                                              | 119.4 | 140.1 |
| 7                                         | 118.3                          | 105.4                                 | 98.4                                         | 159.7                                    | 116.0                     | 118.5                               | 110.3                      | 132.4                                              | 121.1 | 142.3 |
| 8                                         | 120.8                          | 105.4                                 | 98.4                                         | 159.7                                    | 116.0                     | 118.5                               | 110.3                      | 130.3                                              | 116.6 | 142.3 |
| 9                                         | 122.8                          | 105.4                                 | 98.4                                         | 159.7                                    | 116.0                     | 118.5                               | 110.3                      | 128.8                                              | 113.2 | 142.3 |
| 10                                        | 122.8                          | 105.4                                 | 98.4                                         | 159.7                                    | 116.0                     | 118.5                               | 110.3                      | 127.3                                              | 111.1 | 141.4 |
| 11                                        | 122.8                          | 105.4                                 | 98.4                                         | 159.7                                    | 116.0                     | 118.5                               | 110.3                      | 126.8                                              | 110.0 | 141.4 |
| 12                                        | 123.0                          | 105.4                                 | 98.4                                         | 159.7                                    | 116.1                     | 118.5                               | 110.4                      | 126.4                                              | 109.3 | 141.4 |
| 2016年 1月                                  | 123.9                          | 105.4                                 | 98.4                                         | 159.7                                    | 116.1                     | 118.5                               | 110.4                      | 123.5                                              | 106.4 | 138.3 |
| 2                                         | 124.4                          | 105.4                                 | 98.4                                         | 159.7                                    | 116.1                     | 118.5                               | 110.4                      | 120.9                                              | 101.0 | 138.3 |
| 3                                         | 124.0                          | 105.4                                 | 98.4                                         | 159.7                                    | 116.8                     | 118.5                               | 112.9                      | 119.2                                              | 97.3  | 138.3 |

2. 建設総合中分類別指数【大阪(2)】

Construction general index by intermediate classification 【Osaka(2)】

平成17年平均=100  
2005 average=100

| 大・中分類                            |                 | 窯業・土石製品                               |                        |                                |                                |              |         |                         |                    | 鉄 鋼   |                                                |
|----------------------------------|-----------------|---------------------------------------|------------------------|--------------------------------|--------------------------------|--------------|---------|-------------------------|--------------------|-------|------------------------------------------------|
| ウエイト(1万分比)<br>Weight (Per10,000) | 年月<br>YearMonth | 耐火物                                   | 他の建設用<br>土石製品          | ガラス・<br>ガラス製品                  | 陶磁器                            | セメント         | 生コンクリート | セメント製品                  | その他の窯業<br>・土石製品    | 鉄 鋼   |                                                |
|                                  |                 | Ceramics,<br>stone & clay<br>products | Fire proof<br>products | Other stone &<br>clay products | Glass &<br>related<br>products | Ceramic ware | Cement  | Ready mixed<br>concrete | Cement<br>products |       | Other<br>ceramics,<br>stone & clay<br>products |
|                                  |                 | 2,248                                 | 39                     | 127                            | 63                             | 158          | 55      | 863                     | 798                | 144   | 833                                            |
|                                  | 2010 年 平均       | 106.6                                 | 119.1                  | 110.5                          | 99.0                           | 114.4        | 113.9   | 99.4                    | 111.5              | 108.0 | 112.6                                          |
|                                  | 2011            | 104.6                                 | 119.1                  | 114.7                          | 98.6                           | 114.4        | 113.9   | 94.2                    | 110.6              | 108.2 | 118.3                                          |
|                                  | 2012            | 103.5                                 | 119.1                  | 115.1                          | 98.1                           | 118.1        | 113.9   | 90.5                    | 110.6              | 109.5 | 109.5                                          |
|                                  | 2013            | 103.3                                 | 119.1                  | 115.3                          | 96.1                           | 126.0        | 113.9   | 88.8                    | 110.3              | 110.3 | 113.0                                          |
|                                  | 2014            | 104.0                                 | 119.8                  | 117.6                          | 96.6                           | 130.2        | 113.9   | 88.8                    | 110.8              | 111.3 | 119.8                                          |
|                                  | 2015            | 104.4                                 | 127.4                  | 117.6                          | 97.4                           | 131.0        | 113.9   | 88.8                    | 111.1              | 114.0 | 112.9                                          |
|                                  | 2015 年 3 月      | 104.4                                 | 127.4                  | 117.6                          | 97.4                           | 131.0        | 113.9   | 88.8                    | 111.1              | 113.6 | 115.5                                          |
|                                  | 4               | 104.4                                 | 127.4                  | 117.6                          | 97.4                           | 131.0        | 113.9   | 88.8                    | 111.1              | 113.6 | 114.7                                          |
|                                  | 5               | 104.4                                 | 127.4                  | 117.6                          | 97.4                           | 131.0        | 113.9   | 88.8                    | 111.1              | 113.6 | 113.9                                          |
|                                  | 6               | 104.5                                 | 127.4                  | 117.6                          | 97.4                           | 131.0        | 113.9   | 88.8                    | 111.1              | 114.4 | 113.9                                          |
|                                  | 7               | 104.5                                 | 127.4                  | 117.6                          | 97.4                           | 131.0        | 113.9   | 88.8                    | 111.1              | 114.4 | 113.1                                          |
|                                  | 8               | 104.5                                 | 127.4                  | 117.6                          | 97.4                           | 131.0        | 113.9   | 88.8                    | 111.1              | 114.4 | 112.3                                          |
|                                  | 9               | 104.5                                 | 127.4                  | 117.6                          | 97.4                           | 131.0        | 113.9   | 88.8                    | 111.1              | 114.4 | 111.4                                          |
|                                  | 10              | 104.5                                 | 127.4                  | 117.6                          | 97.4                           | 131.0        | 113.9   | 88.8                    | 111.1              | 114.4 | 109.9                                          |
|                                  | 11              | 104.5                                 | 127.4                  | 117.6                          | 97.4                           | 131.0        | 113.9   | 88.8                    | 111.1              | 114.4 | 108.4                                          |
|                                  | 12              | 104.5                                 | 127.4                  | 117.6                          | 97.4                           | 131.0        | 113.9   | 88.8                    | 111.1              | 114.4 | 106.9                                          |
|                                  | 2016 年 1 月      | 104.5                                 | 127.4                  | 117.6                          | 97.4                           | 131.0        | 113.9   | 88.8                    | 111.1              | 114.4 | 106.6                                          |
|                                  | 2               | 104.5                                 | 127.4                  | 117.6                          | 97.4                           | 131.0        | 113.9   | 88.8                    | 111.1              | 114.4 | 105.1                                          |
|                                  | 3               | 104.6                                 | 127.4                  | 117.6                          | 97.4                           | 131.0        | 113.9   | 88.8                    | 111.3              | 114.4 | 103.4                                          |

| 大・中分類                            |                 | 鉄 鋼 Iron & Steel    |             |                                        |                                                           | 非鉄金属  |                        |                            | 金属製品  |                                |                |
|----------------------------------|-----------------|---------------------|-------------|----------------------------------------|-----------------------------------------------------------|-------|------------------------|----------------------------|-------|--------------------------------|----------------|
| ウエイト(1万分比)<br>Weight (Per10,000) | 年月<br>YearMonth | 熱間圧延<br>鋼 材         | 鋼 管         | 冷間・メッキ<br>鋼 材                          | 鋳造品・<br>他の鉄鋼製品                                            | 非鉄金属  | 電線・ケーブル・<br>光ファイバーケーブル | その他の<br>非鉄金属               | 金属製品  | 建設用<br>金属製品                    | 建築用<br>金属製品    |
|                                  |                 | Hot rolled<br>steel | Steel pipes | Cold rolled<br>steel &<br>coated steel | Casting<br>products and<br>other iron & steel<br>products |       | Non-ferrous<br>metals  | Electric wires<br>& cables |       | Other<br>non-ferrous<br>metals | Metal products |
|                                  |                 | 550                 | 144         | 75                                     | 64                                                        | 258   | 229                    | 29                         | 2,838 | 1,213                          | 1,045          |
|                                  | 2010 年 平均       | 110.3               | 117.9       | 106.8                                  | 127.2                                                     | 118.3 | 115.7                  | 138.3                      | 112.6 | 121.3                          | 103.0          |
|                                  | 2011            | 117.6               | 119.2       | 107.3                                  | 135.6                                                     | 126.8 | 125.0                  | 140.4                      | 112.8 | 121.5                          | 102.9          |
|                                  | 2012            | 105.1               | 115.3       | 103.2                                  | 142.0                                                     | 122.6 | 121.7                  | 130.1                      | 112.8 | 121.8                          | 102.9          |
|                                  | 2013            | 110.8               | 114.6       | 101.7                                  | 142.0                                                     | 130.4 | 129.4                  | 138.4                      | 113.3 | 122.8                          | 103.0          |
|                                  | 2014            | 119.9               | 117.1       | 105.1                                  | 142.0                                                     | 133.3 | 132.3                  | 141.6                      | 115.8 | 127.2                          | 104.1          |
|                                  | 2015            | 108.7               | 121.0       | 103.5                                  | 142.0                                                     | 130.6 | 129.3                  | 140.5                      | 117.8 | 130.6                          | 104.3          |
|                                  | 2015 年 3 月      | 112.6               | 120.7       | 104.1                                  | 142.0                                                     | 130.4 | 129.1                  | 140.4                      | 117.8 | 130.7                          | 104.3          |
|                                  | 4               | 111.4               | 120.7       | 104.1                                  | 142.0                                                     | 133.5 | 132.2                  | 143.6                      | 117.8 | 130.7                          | 104.3          |
|                                  | 5               | 110.0               | 121.2       | 104.1                                  | 142.0                                                     | 133.6 | 132.2                  | 144.6                      | 117.8 | 130.6                          | 104.3          |
|                                  | 6               | 110.0               | 121.2       | 103.7                                  | 142.0                                                     | 136.4 | 134.9                  | 148.3                      | 117.8 | 130.6                          | 104.3          |
|                                  | 7               | 108.9               | 121.2       | 103.3                                  | 142.0                                                     | 132.3 | 130.8                  | 144.6                      | 117.8 | 130.6                          | 104.3          |
|                                  | 8               | 107.7               | 121.2       | 103.1                                  | 142.0                                                     | 129.3 | 128.0                  | 140.0                      | 118.0 | 131.0                          | 104.3          |
|                                  | 9               | 106.5               | 121.2       | 102.7                                  | 142.0                                                     | 128.9 | 128.0                  | 136.3                      | 118.1 | 131.3                          | 104.3          |
|                                  | 10              | 104.2               | 121.2       | 102.7                                  | 142.0                                                     | 126.5 | 125.6                  | 133.9                      | 118.1 | 131.2                          | 104.3          |
|                                  | 11              | 102.0               | 121.2       | 102.7                                  | 142.0                                                     | 126.5 | 125.6                  | 133.9                      | 118.1 | 131.1                          | 104.3          |
|                                  | 12              | 99.7                | 121.2       | 102.2                                  | 142.0                                                     | 121.5 | 120.4                  | 130.3                      | 118.2 | 131.0                          | 104.3          |
|                                  | 2016 年 1 月      | 99.4                | 121.2       | 101.6                                  | 142.0                                                     | 121.1 | 120.4                  | 126.8                      | 118.4 | 131.4                          | 104.3          |
|                                  | 2               | 97.1                | 121.2       | 101.1                                  | 142.0                                                     | 118.6 | 117.9                  | 124.2                      | 118.4 | 131.3                          | 104.3          |
|                                  | 3               | 94.8                | 120.6       | 100.7                                  | 142.0                                                     | 118.7 | 117.9                  | 124.6                      | 118.3 | 131.2                          | 104.3          |

2. 建設総合中分類別指数【大阪(3)】

Construction general index by intermediate classification 【Osaka(3)】

平成17年平均=100  
2005 average=100

| 大・中分類<br>ウエイト(1万分比)<br>Weight (Per10,000) | 金属製品 Metal products                                   |                                         | 一般機械                         |                                            | 電気機械                          |                                     |                                             | 他の製造工業製品                        |                                     |                                                      |
|-------------------------------------------|-------------------------------------------------------|-----------------------------------------|------------------------------|--------------------------------------------|-------------------------------|-------------------------------------|---------------------------------------------|---------------------------------|-------------------------------------|------------------------------------------------------|
|                                           | ガス・石油・<br>暖厨房装置<br>Gas & oil<br>heating<br>appliances | その他の<br>金属製品<br>Other metal<br>products | 一般機械<br>General<br>machinery | 一般機械<br>General<br>industrial<br>machinery | 電気機械<br>Electric<br>machinery | 重電機器<br>Heavy electric<br>equipment | その他の<br>電気機械<br>Other electric<br>machinery | Other<br>industrial<br>products | プラスチック<br>製品<br>Plastic<br>products | その他の<br>製造工業製品<br>Other<br>manufacturing<br>products |
| 年月<br>YearMonth                           | 212                                                   | 368                                     | 173                          | 173                                        | 307                           | 54                                  | 253                                         | 490                             | 366                                 | 124                                                  |
| 2010 年 平均                                 | 100.7                                                 | 117.7                                   | 113.8                        | 113.8                                      | 104.8                         | 99.9                                | 105.9                                       | 106.1                           | 106.8                               | 104.2                                                |
| 2011                                      | 100.7                                                 | 118.8                                   | 114.2                        | 114.2                                      | 105.7                         | 100.6                               | 106.8                                       | 106.2                           | 106.8                               | 104.2                                                |
| 2012                                      | 100.7                                                 | 118.8                                   | 115.6                        | 115.6                                      | 107.4                         | 100.6                               | 108.8                                       | 106.5                           | 107.3                               | 104.1                                                |
| 2013                                      | 99.7                                                  | 118.8                                   | 115.6                        | 115.6                                      | 107.6                         | 100.6                               | 109.1                                       | 106.6                           | 107.6                               | 103.6                                                |
| 2014                                      | 99.4                                                  | 121.1                                   | 119.3                        | 119.3                                      | 107.6                         | 101.3                               | 108.9                                       | 107.3                           | 108.3                               | 104.5                                                |
| 2015                                      | 99.4                                                  | 124.7                                   | 124.8                        | 124.8                                      | 107.3                         | 106.0                               | 107.6                                       | 109.2                           | 109.3                               | 108.9                                                |
| 2015 年 3 月                                | 99.4                                                  | 124.4                                   | 123.8                        | 123.8                                      | 107.0                         | 104.2                               | 107.6                                       | 108.9                           | 109.0                               | 108.9                                                |
| 4                                         | 99.4                                                  | 124.4                                   | 123.8                        | 123.8                                      | 107.4                         | 106.7                               | 107.6                                       | 108.9                           | 109.0                               | 108.9                                                |
| 5                                         | 99.4                                                  | 124.4                                   | 123.8                        | 123.8                                      | 107.4                         | 106.7                               | 107.6                                       | 108.9                           | 109.0                               | 108.9                                                |
| 6                                         | 99.4                                                  | 124.4                                   | 123.8                        | 123.8                                      | 107.4                         | 106.7                               | 107.6                                       | 108.9                           | 109.0                               | 108.9                                                |
| 7                                         | 99.4                                                  | 124.4                                   | 123.8                        | 123.8                                      | 107.4                         | 106.7                               | 107.6                                       | 108.9                           | 109.0                               | 108.9                                                |
| 8                                         | 99.4                                                  | 124.6                                   | 123.8                        | 123.8                                      | 107.4                         | 106.7                               | 107.6                                       | 109.2                           | 109.3                               | 108.9                                                |
| 9                                         | 99.4                                                  | 124.6                                   | 126.7                        | 126.7                                      | 107.4                         | 106.7                               | 107.6                                       | 109.7                           | 109.9                               | 108.9                                                |
| 10                                        | 99.4                                                  | 125.1                                   | 126.7                        | 126.7                                      | 107.4                         | 106.7                               | 107.6                                       | 109.7                           | 109.9                               | 108.9                                                |
| 11                                        | 99.4                                                  | 125.1                                   | 126.7                        | 126.7                                      | 107.4                         | 106.7                               | 107.6                                       | 109.7                           | 109.9                               | 108.9                                                |
| 12                                        | 99.4                                                  | 126.4                                   | 126.7                        | 126.7                                      | 107.4                         | 106.7                               | 107.6                                       | 109.8                           | 110.1                               | 108.9                                                |
| 2016 年 1 月                                | 99.4                                                  | 126.6                                   | 126.7                        | 126.7                                      | 107.4                         | 106.7                               | 107.6                                       | 109.8                           | 110.1                               | 108.9                                                |
| 2                                         | 99.4                                                  | 126.6                                   | 126.7                        | 126.7                                      | 107.4                         | 106.7                               | 107.6                                       | 109.8                           | 110.1                               | 108.9                                                |
| 3                                         | 99.4                                                  | 126.5                                   | 126.7                        | 126.7                                      | 107.4                         | 106.7                               | 107.6                                       | 109.8                           | 110.1                               | 108.9                                                |



2. 建設総合中分類別指数【名古屋(1)】

Construction general index by intermediate classification 【Nagoya(1)】

平成17年平均=100  
2005 average=100

| 大・中分類<br>ウエイト(1万分比)<br>Weight (Per10,000) | 建設総合<br>General | 農産物<br>Agricultural products |                              | 鉱産物<br>Mineral products         |                                 | 繊維製品<br>Textile products          |                                     |              | 紙・木製品<br>Paper & wood products |       |
|-------------------------------------------|-----------------|------------------------------|------------------------------|---------------------------------|---------------------------------|-----------------------------------|-------------------------------------|--------------|--------------------------------|-------|
|                                           |                 | 農産物<br>Agricultural products | 農産物<br>Agricultural products | 砂利・碎石<br>Gravel & crushed stone | 砂利・碎石<br>Gravel & crushed stone | 畳・わら加工品<br>Tatami & process straw | 繊維工業製品<br>Textile industry products | 製材<br>Lumber |                                |       |
| 年月<br>YearMonth                           | 10,000          | 71                           | 71                           | 397                             | 397                             | 88                                | 16                                  | 72           | 1,730                          | 496   |
| 2010年 平均                                  | 109.7           | 103.1                        | 103.1                        | 104.4                           | 104.4                           | 102.6                             | 100.0                               | 103.1        | 99.6                           | 95.0  |
| 2011                                      | 110.9           | 102.2                        | 102.2                        | 104.4                           | 104.4                           | 103.4                             | 102.9                               | 103.5        | 102.0                          | 94.8  |
| 2012                                      | 110.3           | 101.9                        | 101.9                        | 104.3                           | 104.3                           | 104.1                             | 105.0                               | 103.8        | 100.7                          | 94.5  |
| 2013                                      | 112.7           | 102.5                        | 102.5                        | 105.3                           | 105.3                           | 106.5                             | 107.6                               | 106.3        | 104.3                          | 95.7  |
| 2014                                      | 116.8           | 106.2                        | 106.2                        | 107.3                           | 107.3                           | 108.5                             | 117.9                               | 106.5        | 108.6                          | 102.1 |
| 2015                                      | 117.3           | 109.7                        | 109.7                        | 114.5                           | 114.5                           | 110.4                             | 120.4                               | 108.2        | 105.6                          | 94.9  |
| 2015年 3月                                  | 117.6           | 109.6                        | 109.6                        | 114.6                           | 114.6                           | 110.4                             | 120.5                               | 108.2        | 106.5                          | 97.9  |
| 4                                         | 117.2           | 109.6                        | 109.6                        | 114.6                           | 114.6                           | 110.4                             | 120.5                               | 108.2        | 105.7                          | 96.5  |
| 5                                         | 117.2           | 109.6                        | 109.6                        | 114.6                           | 114.6                           | 110.4                             | 120.5                               | 108.2        | 105.7                          | 96.5  |
| 6                                         | 117.3           | 109.7                        | 109.7                        | 114.6                           | 114.6                           | 110.4                             | 120.5                               | 108.2        | 105.5                          | 96.5  |
| 7                                         | 117.1           | 109.7                        | 109.7                        | 114.6                           | 114.6                           | 110.4                             | 120.5                               | 108.2        | 104.5                          | 92.6  |
| 8                                         | 117.0           | 109.7                        | 109.7                        | 114.6                           | 114.6                           | 110.4                             | 120.5                               | 108.2        | 104.9                          | 92.6  |
| 9                                         | 116.9           | 109.7                        | 109.7                        | 114.6                           | 114.6                           | 110.4                             | 120.5                               | 108.2        | 105.2                          | 92.6  |
| 10                                        | 117.2           | 109.7                        | 109.7                        | 114.6                           | 114.6                           | 110.4                             | 120.5                               | 108.2        | 105.2                          | 92.6  |
| 11                                        | 117.1           | 109.7                        | 109.7                        | 114.6                           | 114.6                           | 110.4                             | 120.5                               | 108.2        | 105.2                          | 92.6  |
| 12                                        | 116.9           | 109.7                        | 109.7                        | 114.6                           | 114.6                           | 110.4                             | 120.5                               | 108.2        | 105.3                          | 92.6  |
| 2016年 1月                                  | 116.9           | 109.7                        | 109.7                        | 114.6                           | 114.6                           | 110.4                             | 120.5                               | 108.2        | 105.4                          | 92.6  |
| 2                                         | 116.5           | 110.4                        | 110.4                        | 114.6                           | 114.6                           | 110.4                             | 120.5                               | 108.2        | 105.4                          | 92.6  |
| 3                                         | 116.3           | 110.4                        | 110.4                        | 114.6                           | 114.6                           | 110.4                             | 120.5                               | 108.2        | 105.4                          | 92.6  |

| 大・中分類<br>ウエイト(1万分比)<br>Weight (Per10,000) | 紙・木製品<br>Paper & wood products |                                       |                                                  |                                          | 化学製品<br>Chemical products |                                     |                            | 石油製品・舗装材料<br>Petroleum products & paving materials |       |       |
|-------------------------------------------|--------------------------------|---------------------------------------|--------------------------------------------------|------------------------------------------|---------------------------|-------------------------------------|----------------------------|----------------------------------------------------|-------|-------|
|                                           | 合板<br>Plywood                  | 建設用木製品等<br>Construction wood products | 家具・建具・<br>装備品<br>Furniture & fixture & equipment | 紙・紙加工品<br>Paper & process paper products | 塗料<br>Paints              | その他の化学製品<br>Other chemical products | 石油製品<br>Petroleum products | 舗装材料<br>Paving materials                           |       |       |
| 年月<br>YearMonth                           | 267                            | 439                                   | 433                                              | 94                                       | 134                       | 94                                  | 40                         | 432                                                | 201   | 231   |
| 2010年 平均                                  | 99.1                           | 105.3                                 | 95.0                                             | 119.8                                    | 106.3                     | 104.9                               | 109.4                      | 126.5                                              | 116.5 | 135.2 |
| 2011                                      | 112.8                          | 105.3                                 | 95.0                                             | 125.2                                    | 106.1                     | 104.9                               | 108.9                      | 135.7                                              | 131.5 | 139.5 |
| 2012                                      | 104.4                          | 105.3                                 | 95.1                                             | 126.8                                    | 106.4                     | 104.9                               | 109.8                      | 136.6                                              | 131.2 | 141.3 |
| 2013                                      | 118.3                          | 105.3                                 | 96.2                                             | 141.7                                    | 106.4                     | 104.9                               | 109.9                      | 144.6                                              | 142.2 | 146.6 |
| 2014                                      | 125.5                          | 105.4                                 | 98.1                                             | 157.8                                    | 110.5                     | 110.1                               | 111.4                      | 149.0                                              | 147.2 | 150.5 |
| 2015                                      | 118.4                          | 105.4                                 | 98.4                                             | 158.9                                    | 116.7                     | 118.9                               | 111.6                      | 129.6                                              | 116.5 | 141.0 |
| 2015年 3月                                  | 119.2                          | 105.4                                 | 98.4                                             | 158.9                                    | 117.6                     | 120.3                               | 111.4                      | 133.3                                              | 118.9 | 145.9 |
| 4                                         | 116.0                          | 105.4                                 | 98.4                                             | 158.9                                    | 116.4                     | 118.5                               | 111.4                      | 128.6                                              | 117.8 | 138.1 |
| 5                                         | 116.0                          | 105.4                                 | 98.4                                             | 158.9                                    | 116.4                     | 118.5                               | 111.4                      | 129.2                                              | 119.1 | 138.1 |
| 6                                         | 115.1                          | 105.4                                 | 98.4                                             | 158.9                                    | 116.4                     | 118.5                               | 111.4                      | 129.2                                              | 119.1 | 138.1 |
| 7                                         | 115.5                          | 105.4                                 | 98.4                                             | 158.9                                    | 116.4                     | 118.5                               | 111.7                      | 131.7                                              | 121.9 | 140.3 |
| 8                                         | 118.0                          | 105.4                                 | 98.4                                             | 158.9                                    | 116.4                     | 118.5                               | 111.7                      | 130.0                                              | 118.3 | 140.3 |
| 9                                         | 120.0                          | 105.4                                 | 98.4                                             | 158.9                                    | 116.4                     | 118.5                               | 111.7                      | 127.3                                              | 112.3 | 140.3 |
| 10                                        | 120.0                          | 105.4                                 | 98.4                                             | 158.9                                    | 116.4                     | 118.5                               | 111.7                      | 126.0                                              | 110.2 | 139.8 |
| 11                                        | 120.0                          | 105.4                                 | 98.4                                             | 158.9                                    | 116.4                     | 118.5                               | 111.7                      | 124.8                                              | 107.9 | 139.5 |
| 12                                        | 120.6                          | 105.4                                 | 98.4                                             | 158.9                                    | 116.5                     | 118.5                               | 111.7                      | 124.6                                              | 107.6 | 139.5 |
| 2016年 1月                                  | 121.3                          | 105.4                                 | 98.4                                             | 158.9                                    | 116.5                     | 118.5                               | 111.7                      | 121.2                                              | 103.7 | 136.4 |
| 2                                         | 121.8                          | 105.4                                 | 98.4                                             | 158.9                                    | 116.5                     | 118.5                               | 111.7                      | 118.3                                              | 97.6  | 136.4 |
| 3                                         | 121.4                          | 105.4                                 | 98.4                                             | 158.9                                    | 117.0                     | 118.5                               | 113.6                      | 117.3                                              | 95.4  | 136.4 |

2. 建設総合中分類別指数【名古屋(2)】

Construction general index by intermediate classification 【Nagoya(2)】

平成17年平均=100  
2005 average=100

| 大・中分類                            |                 | 窯業・土石製品                               |                        |                                |                                |              |         |                         |                    | 鉄 鋼   |                                                |
|----------------------------------|-----------------|---------------------------------------|------------------------|--------------------------------|--------------------------------|--------------|---------|-------------------------|--------------------|-------|------------------------------------------------|
| ウエイト(1万分比)<br>Weight (Per10,000) | 年月<br>YearMonth | 耐火物                                   | 他の建設用<br>土石製品          | ガラス・<br>ガラス製品                  | 陶磁器                            | セメント         | 生コンクリート | セメント製品                  | その他の窯業<br>・土石製品    | 鉄 鋼   |                                                |
|                                  |                 | Ceramics,<br>stone & clay<br>products | Fire proof<br>products | Other stone &<br>clay products | Glass &<br>related<br>products | Ceramic ware | Cement  | Ready mixed<br>concrete | Cement<br>products |       | Other<br>ceramics,<br>stone & clay<br>products |
|                                  |                 | 2,248                                 | 39                     | 127                            | 63                             | 158          | 55      | 863                     | 798                | 144   | 833                                            |
|                                  | 2010 年 平均       | 111.7                                 | 119.5                  | 108.4                          | 95.0                           | 114.4        | 120.1   | 115.2                   | 108.3              | 111.0 | 112.7                                          |
|                                  | 2011            | 110.0                                 | 119.5                  | 112.3                          | 94.5                           | 114.4        | 120.5   | 111.6                   | 107.0              | 111.3 | 117.9                                          |
|                                  | 2012            | 110.9                                 | 119.5                  | 112.7                          | 93.9                           | 118.1        | 122.6   | 112.6                   | 107.2              | 112.5 | 110.2                                          |
|                                  | 2013            | 114.4                                 | 119.5                  | 112.9                          | 91.9                           | 126.0        | 122.6   | 120.1                   | 107.3              | 113.3 | 112.6                                          |
|                                  | 2014            | 121.0                                 | 120.2                  | 115.1                          | 92.3                           | 130.2        | 124.5   | 134.5                   | 108.9              | 114.2 | 119.4                                          |
|                                  | 2015            | 126.7                                 | 127.9                  | 115.1                          | 93.1                           | 131.0        | 126.4   | 147.7                   | 109.5              | 116.8 | 113.2                                          |
|                                  | 2015 年 3 月      | 126.0                                 | 127.9                  | 115.1                          | 93.1                           | 131.0        | 126.4   | 146.0                   | 109.4              | 116.0 | 115.5                                          |
|                                  | 4               | 126.0                                 | 127.9                  | 115.1                          | 93.1                           | 131.0        | 126.4   | 146.0                   | 109.4              | 116.0 | 114.7                                          |
|                                  | 5               | 126.0                                 | 127.9                  | 115.1                          | 93.1                           | 131.0        | 126.4   | 146.0                   | 109.4              | 116.0 | 114.2                                          |
|                                  | 6               | 126.0                                 | 127.9                  | 115.1                          | 93.1                           | 131.0        | 126.4   | 146.0                   | 109.4              | 116.8 | 114.2                                          |
|                                  | 7               | 126.1                                 | 127.9                  | 115.1                          | 93.1                           | 131.0        | 126.4   | 146.0                   | 109.6              | 116.8 | 114.0                                          |
|                                  | 8               | 126.1                                 | 127.9                  | 115.1                          | 93.1                           | 131.0        | 126.4   | 146.0                   | 109.6              | 116.8 | 112.6                                          |
|                                  | 9               | 126.2                                 | 127.9                  | 115.1                          | 93.1                           | 131.0        | 126.4   | 146.0                   | 109.6              | 117.7 | 111.1                                          |
|                                  | 10              | 128.8                                 | 127.9                  | 115.1                          | 93.1                           | 131.0        | 126.4   | 152.8                   | 109.6              | 117.7 | 109.4                                          |
|                                  | 11              | 128.8                                 | 127.9                  | 115.1                          | 93.1                           | 131.0        | 126.4   | 152.8                   | 109.6              | 117.7 | 108.8                                          |
|                                  | 12              | 128.8                                 | 127.9                  | 115.1                          | 93.1                           | 131.0        | 126.4   | 152.8                   | 109.6              | 117.7 | 108.0                                          |
|                                  | 2016 年 1 月      | 128.9                                 | 127.9                  | 115.1                          | 93.1                           | 131.0        | 126.4   | 152.8                   | 110.0              | 117.7 | 107.9                                          |
|                                  | 2               | 128.9                                 | 127.9                  | 115.1                          | 93.1                           | 131.0        | 126.4   | 152.8                   | 110.0              | 117.7 | 106.1                                          |
|                                  | 3               | 129.0                                 | 127.9                  | 115.1                          | 93.1                           | 131.0        | 126.4   | 152.8                   | 110.1              | 117.7 | 104.3                                          |

| 大・中分類                            |                 | 鉄 鋼 Iron & Steel    |             |                                        |                                                           | 非鉄金属                          |                            |                                | 金属製品                   |                                |                            |
|----------------------------------|-----------------|---------------------|-------------|----------------------------------------|-----------------------------------------------------------|-------------------------------|----------------------------|--------------------------------|------------------------|--------------------------------|----------------------------|
| ウエイト(1万分比)<br>Weight (Per10,000) | 年月<br>YearMonth | 熱間圧延<br>鋼 材         | 鋼 管         | 冷間・メッキ<br>鋼 材                          | 鋳造品・<br>他の鉄鋼製品                                            | 非鉄金属<br>Non-ferrous<br>metals | 電線・ケーブル・<br>光ファイバーケーブル     | その他の<br>非鉄金属                   | 金属製品<br>Metal products | 建設用<br>金属製品                    | 建築用<br>金属製品                |
|                                  |                 | Hot rolled<br>steel | Steel pipes | Cold rolled<br>steel &<br>coated steel | Casting<br>products and<br>other iron & steel<br>products |                               | Electric wires<br>& cables | Other<br>non-ferrous<br>metals |                        | Constructing<br>metal products | Building metal<br>products |
|                                  |                 | 550                 | 144         | 75                                     | 64                                                        | 258                           | 229                        | 29                             | 2,838                  | 1,213                          | 1,045                      |
|                                  | 2010 年 平均       | 110.7               | 117.3       | 105.9                                  | 127.2                                                     | 121.8                         | 119.7                      | 138.3                          | 111.9                  | 119.7                          | 103.0                      |
|                                  | 2011            | 117.0               | 119.2       | 106.6                                  | 135.5                                                     | 130.9                         | 129.7                      | 140.4                          | 112.3                  | 120.4                          | 102.9                      |
|                                  | 2012            | 106.1               | 115.6       | 103.5                                  | 142.0                                                     | 126.6                         | 126.2                      | 130.1                          | 112.4                  | 120.8                          | 102.9                      |
|                                  | 2013            | 110.0               | 114.8       | 102.7                                  | 142.0                                                     | 134.7                         | 134.2                      | 138.4                          | 112.9                  | 121.9                          | 103.0                      |
|                                  | 2014            | 119.1               | 117.4       | 106.1                                  | 142.0                                                     | 137.1                         | 136.5                      | 141.6                          | 115.6                  | 126.7                          | 104.1                      |
|                                  | 2015            | 108.8               | 121.3       | 104.8                                  | 142.0                                                     | 133.2                         | 132.3                      | 140.5                          | 117.5                  | 129.8                          | 104.3                      |
|                                  | 2015 年 3 月      | 112.4               | 120.9       | 105.7                                  | 142.0                                                     | 133.2                         | 132.3                      | 140.4                          | 117.4                  | 129.8                          | 104.3                      |
|                                  | 4               | 111.2               | 120.9       | 105.7                                  | 142.0                                                     | 136.5                         | 135.6                      | 143.6                          | 117.4                  | 129.8                          | 104.3                      |
|                                  | 5               | 110.2               | 121.4       | 105.7                                  | 142.0                                                     | 136.6                         | 135.6                      | 144.6                          | 117.4                  | 129.8                          | 104.3                      |
|                                  | 6               | 110.2               | 121.4       | 105.7                                  | 142.0                                                     | 139.5                         | 138.3                      | 148.3                          | 117.4                  | 129.8                          | 104.3                      |
|                                  | 7               | 110.1               | 121.4       | 104.8                                  | 142.0                                                     | 134.8                         | 133.5                      | 144.6                          | 117.4                  | 129.8                          | 104.3                      |
|                                  | 8               | 108.1               | 121.4       | 104.2                                  | 142.0                                                     | 131.6                         | 130.6                      | 140.0                          | 117.6                  | 130.2                          | 104.3                      |
|                                  | 9               | 105.8               | 121.4       | 103.8                                  | 142.0                                                     | 131.2                         | 130.6                      | 136.3                          | 117.8                  | 130.6                          | 104.3                      |
|                                  | 10              | 103.2               | 121.4       | 103.3                                  | 142.0                                                     | 128.8                         | 128.1                      | 133.9                          | 117.7                  | 130.3                          | 104.3                      |
|                                  | 11              | 102.4               | 121.4       | 103.3                                  | 142.0                                                     | 128.8                         | 128.1                      | 133.9                          | 117.7                  | 130.3                          | 104.3                      |
|                                  | 12              | 101.2               | 121.4       | 103.3                                  | 142.0                                                     | 123.2                         | 122.2                      | 130.3                          | 117.9                  | 130.2                          | 104.3                      |
|                                  | 2016 年 1 月      | 101.1               | 121.4       | 102.7                                  | 142.0                                                     | 122.8                         | 122.2                      | 126.8                          | 118.1                  | 130.7                          | 104.3                      |
|                                  | 2               | 98.5                | 121.3       | 102.3                                  | 142.0                                                     | 120.2                         | 119.7                      | 124.2                          | 118.0                  | 130.5                          | 104.3                      |
|                                  | 3               | 95.9                | 120.8       | 101.8                                  | 142.0                                                     | 120.2                         | 119.7                      | 124.6                          | 117.9                  | 130.3                          | 104.3                      |

2. 建設総合中分類別指数【名古屋(3)】

Construction general index by intermediate classification 【Nagoya(3)】

平成17年平均=100  
2005 average=100

| 大・中分類<br>ウエイト(1万分比)<br>Weight (Per10,000) | 金属製品 Metal products                                   |                                         | 一般機械                         |                                            | 電気機械                          |                                     |                                             | 他の製造工業製品                        |                                     |                                                      |
|-------------------------------------------|-------------------------------------------------------|-----------------------------------------|------------------------------|--------------------------------------------|-------------------------------|-------------------------------------|---------------------------------------------|---------------------------------|-------------------------------------|------------------------------------------------------|
|                                           | ガス・石油・<br>暖厨房装置<br>Gas & oil<br>heating<br>appliances | その他の<br>金属製品<br>Other metal<br>products | 一般機械<br>General<br>machinery | 一般機械<br>General<br>industrial<br>machinery | 電気機械<br>Electric<br>machinery | 重電機器<br>Heavy electric<br>equipment | その他の<br>電気機械<br>Other electric<br>machinery | Other<br>industrial<br>products | プラスチック<br>製品<br>Plastic<br>products | その他の<br>製造工業製品<br>Other<br>manufacturing<br>products |
| 年月<br>YearMonth                           | 212                                                   | 368                                     | 173                          | 173                                        | 307                           | 54                                  | 253                                         | 490                             | 366                                 | 124                                                  |
| 2010 年 平均                                 | 100.7                                                 | 117.8                                   | 113.8                        | 113.8                                      | 104.8                         | 99.9                                | 105.9                                       | 106.4                           | 107.1                               | 104.2                                                |
| 2011                                      | 100.7                                                 | 118.9                                   | 114.2                        | 114.2                                      | 105.7                         | 100.6                               | 106.8                                       | 106.4                           | 107.2                               | 104.2                                                |
| 2012                                      | 100.7                                                 | 118.8                                   | 115.6                        | 115.6                                      | 107.4                         | 100.6                               | 108.8                                       | 106.7                           | 107.6                               | 104.1                                                |
| 2013                                      | 99.7                                                  | 118.8                                   | 115.6                        | 115.6                                      | 107.6                         | 100.6                               | 109.1                                       | 106.8                           | 107.9                               | 103.6                                                |
| 2014                                      | 99.4                                                  | 121.1                                   | 119.3                        | 119.3                                      | 107.6                         | 101.3                               | 108.9                                       | 107.7                           | 108.8                               | 104.5                                                |
| 2015                                      | 99.4                                                  | 124.6                                   | 124.8                        | 124.8                                      | 107.3                         | 106.0                               | 107.6                                       | 109.7                           | 110.0                               | 108.9                                                |
| 2015 年 3 月                                | 99.4                                                  | 124.3                                   | 123.8                        | 123.8                                      | 107.0                         | 104.2                               | 107.6                                       | 109.5                           | 109.7                               | 108.9                                                |
| 4                                         | 99.4                                                  | 124.3                                   | 123.8                        | 123.8                                      | 107.4                         | 106.7                               | 107.6                                       | 109.5                           | 109.7                               | 108.9                                                |
| 5                                         | 99.4                                                  | 124.3                                   | 123.8                        | 123.8                                      | 107.4                         | 106.7                               | 107.6                                       | 109.5                           | 109.7                               | 108.9                                                |
| 6                                         | 99.4                                                  | 124.3                                   | 123.8                        | 123.8                                      | 107.4                         | 106.7                               | 107.6                                       | 109.5                           | 109.7                               | 108.9                                                |
| 7                                         | 99.4                                                  | 124.3                                   | 123.8                        | 123.8                                      | 107.4                         | 106.7                               | 107.6                                       | 109.5                           | 109.7                               | 108.9                                                |
| 8                                         | 99.4                                                  | 124.6                                   | 123.8                        | 123.8                                      | 107.4                         | 106.7                               | 107.6                                       | 109.7                           | 110.0                               | 108.9                                                |
| 9                                         | 99.4                                                  | 124.6                                   | 126.7                        | 126.7                                      | 107.4                         | 106.7                               | 107.6                                       | 110.0                           | 110.4                               | 108.9                                                |
| 10                                        | 99.4                                                  | 125.0                                   | 126.7                        | 126.7                                      | 107.4                         | 106.7                               | 107.6                                       | 110.0                           | 110.4                               | 108.9                                                |
| 11                                        | 99.4                                                  | 125.0                                   | 126.7                        | 126.7                                      | 107.4                         | 106.7                               | 107.6                                       | 110.0                           | 110.4                               | 108.9                                                |
| 12                                        | 99.4                                                  | 126.3                                   | 126.7                        | 126.7                                      | 107.4                         | 106.7                               | 107.6                                       | 110.1                           | 110.5                               | 108.9                                                |
| 2016 年 1 月                                | 99.4                                                  | 126.5                                   | 126.7                        | 126.7                                      | 107.4                         | 106.7                               | 107.6                                       | 110.1                           | 110.5                               | 108.9                                                |
| 2                                         | 99.4                                                  | 126.5                                   | 126.7                        | 126.7                                      | 107.4                         | 106.7                               | 107.6                                       | 110.1                           | 110.5                               | 108.9                                                |
| 3                                         | 99.4                                                  | 126.5                                   | 126.7                        | 126.7                                      | 107.4                         | 106.7                               | 107.6                                       | 110.1                           | 110.5                               | 108.9                                                |

2. 建設総合中分類別指数【福岡(1)】

Construction general index by intermediate classification 【Fukuoka(1)】

平成17年平均=100  
2005 average=100

| 大・中分類<br>ウエイト(1万分比)<br>Weight (Per10,000) | 建設総合<br>General | 農産物<br>Agricultural products |                              | 鉱産物<br>Mineral products         |                                 | 繊維製品<br>Textile products          |                                     |              | 紙・木製品<br>Paper & wood products |       |
|-------------------------------------------|-----------------|------------------------------|------------------------------|---------------------------------|---------------------------------|-----------------------------------|-------------------------------------|--------------|--------------------------------|-------|
|                                           |                 | 農産物<br>Agricultural products | 農産物<br>Agricultural products | 砂利・碎石<br>Gravel & crushed stone | 砂利・碎石<br>Gravel & crushed stone | 畳・わら加工品<br>Tatami & process straw | 繊維工業製品<br>Textile industry products | 製材<br>Lumber |                                |       |
| 年月<br>YearMonth                           | 10,000          | 71                           | 71                           | 397                             | 397                             | 88                                | 16                                  | 72           | 1,730                          | 496   |
| 2010年 平均                                  | 107.2           | 101.1                        | 101.1                        | 97.8                            | 97.8                            | 102.6                             | 100.0                               | 103.1        | 97.4                           | 90.8  |
| 2011                                      | 108.1           | 100.6                        | 100.6                        | 97.8                            | 97.8                            | 103.4                             | 102.9                               | 103.5        | 100.1                          | 93.4  |
| 2012                                      | 107.6           | 100.6                        | 100.6                        | 97.8                            | 97.8                            | 104.0                             | 105.0                               | 103.8        | 99.0                           | 92.4  |
| 2013                                      | 109.6           | 103.1                        | 103.1                        | 97.8                            | 97.8                            | 106.6                             | 108.0                               | 106.3        | 102.3                          | 93.8  |
| 2014                                      | 113.1           | 109.0                        | 109.0                        | 99.3                            | 99.3                            | 108.8                             | 119.6                               | 106.5        | 108.4                          | 105.7 |
| 2015                                      | 112.2           | 114.3                        | 114.3                        | 99.3                            | 99.3                            | 110.7                             | 122.3                               | 108.2        | 105.9                          | 99.0  |
| 2015年 3月                                  | 112.6           | 114.2                        | 114.2                        | 99.3                            | 99.3                            | 110.8                             | 122.4                               | 108.2        | 106.7                          | 101.3 |
| 4                                         | 112.2           | 114.2                        | 114.2                        | 99.3                            | 99.3                            | 110.8                             | 122.4                               | 108.2        | 106.1                          | 100.0 |
| 5                                         | 112.3           | 114.2                        | 114.2                        | 99.3                            | 99.3                            | 110.8                             | 122.4                               | 108.2        | 106.0                          | 100.0 |
| 6                                         | 112.3           | 114.4                        | 114.4                        | 99.3                            | 99.3                            | 110.8                             | 122.4                               | 108.2        | 106.0                          | 100.0 |
| 7                                         | 112.1           | 114.4                        | 114.4                        | 99.3                            | 99.3                            | 110.8                             | 122.4                               | 108.2        | 105.2                          | 97.3  |
| 8                                         | 112.1           | 114.4                        | 114.4                        | 99.3                            | 99.3                            | 110.8                             | 122.4                               | 108.2        | 105.2                          | 97.3  |
| 9                                         | 112.0           | 114.4                        | 114.4                        | 99.3                            | 99.3                            | 110.8                             | 122.4                               | 108.2        | 105.3                          | 97.3  |
| 10                                        | 111.8           | 114.4                        | 114.4                        | 99.3                            | 99.3                            | 110.8                             | 122.4                               | 108.2        | 105.4                          | 97.3  |
| 11                                        | 111.6           | 114.4                        | 114.4                        | 99.3                            | 99.3                            | 110.8                             | 122.4                               | 108.2        | 105.4                          | 97.3  |
| 12                                        | 111.4           | 114.4                        | 114.4                        | 99.3                            | 99.3                            | 110.8                             | 122.4                               | 108.2        | 105.4                          | 97.3  |
| 2016年 1月                                  | 111.3           | 114.4                        | 114.4                        | 99.3                            | 99.3                            | 110.8                             | 122.4                               | 108.2        | 105.5                          | 97.3  |
| 2                                         | 111.0           | 114.4                        | 114.4                        | 99.3                            | 99.3                            | 110.8                             | 122.4                               | 108.2        | 105.6                          | 97.3  |
| 3                                         | 110.8           | 114.4                        | 114.4                        | 99.3                            | 99.3                            | 110.8                             | 122.4                               | 108.2        | 105.5                          | 97.3  |

| 大・中分類<br>ウエイト(1万分比)<br>Weight (Per10,000) | 紙・木製品<br>Paper & wood products |                                       |                                                  |                                              | 化学製品<br>Chemical products |                                         |                            | 石油製品・舗装材料<br>Petroleum products & paving materials |       |       |
|-------------------------------------------|--------------------------------|---------------------------------------|--------------------------------------------------|----------------------------------------------|---------------------------|-----------------------------------------|----------------------------|----------------------------------------------------|-------|-------|
|                                           | 合板<br>Plywood                  | 建設用木製品等<br>Construction wood products | 家具・建具・<br>装備品<br>Furniture & fixture & equipment | 紙・紙<br>加工品<br>Paper & process paper products | 塗料<br>Paints              | その他の<br>化学製品<br>Other chemical products | 石油製品<br>Petroleum products | 舗装材料<br>Paving materials                           |       |       |
| 年月<br>YearMonth                           | 267                            | 439                                   | 433                                              | 94                                           | 134                       | 94                                      | 40                         | 432                                                | 201   | 231   |
| 2010年 平均                                  | 92.1                           | 105.3                                 | 95.0                                             | 120.7                                        | 106.8                     | 104.9                                   | 111.3                      | 128.3                                              | 117.3 | 137.9 |
| 2011                                      | 103.4                          | 105.3                                 | 95.0                                             | 126.1                                        | 106.7                     | 104.9                                   | 110.9                      | 138.3                                              | 133.2 | 142.8 |
| 2012                                      | 97.3                           | 105.3                                 | 95.1                                             | 127.5                                        | 107.0                     | 104.9                                   | 111.9                      | 141.1                                              | 136.2 | 145.2 |
| 2013                                      | 108.7                          | 105.3                                 | 96.2                                             | 142.6                                        | 106.9                     | 104.9                                   | 111.6                      | 147.5                                              | 145.3 | 149.5 |
| 2014                                      | 116.9                          | 105.4                                 | 98.1                                             | 159.1                                        | 110.9                     | 110.1                                   | 113.0                      | 152.6                                              | 152.9 | 152.4 |
| 2015                                      | 112.4                          | 105.4                                 | 98.4                                             | 160.2                                        | 117.2                     | 118.9                                   | 113.1                      | 133.0                                              | 120.2 | 144.2 |
| 2015年 3月                                  | 113.5                          | 105.4                                 | 98.4                                             | 160.3                                        | 118.1                     | 120.3                                   | 113.0                      | 135.5                                              | 120.4 | 148.7 |
| 4                                         | 111.9                          | 105.4                                 | 98.4                                             | 160.3                                        | 116.8                     | 118.5                                   | 113.0                      | 131.6                                              | 120.4 | 141.5 |
| 5                                         | 111.2                          | 105.4                                 | 98.4                                             | 160.3                                        | 116.8                     | 118.5                                   | 113.0                      | 132.2                                              | 121.6 | 141.5 |
| 6                                         | 111.0                          | 105.4                                 | 98.4                                             | 160.3                                        | 116.8                     | 118.5                                   | 113.0                      | 133.3                                              | 124.0 | 141.5 |
| 7                                         | 111.2                          | 105.4                                 | 98.4                                             | 160.3                                        | 116.9                     | 118.5                                   | 113.2                      | 134.4                                              | 124.0 | 143.5 |
| 8                                         | 111.4                          | 105.4                                 | 98.4                                             | 160.3                                        | 116.9                     | 118.5                                   | 113.2                      | 133.3                                              | 121.5 | 143.5 |
| 9                                         | 112.1                          | 105.4                                 | 98.4                                             | 160.3                                        | 116.9                     | 118.5                                   | 113.2                      | 130.9                                              | 116.6 | 143.5 |
| 10                                        | 112.4                          | 105.4                                 | 98.4                                             | 160.3                                        | 116.9                     | 118.5                                   | 113.2                      | 129.2                                              | 113.4 | 143.1 |
| 11                                        | 112.4                          | 105.4                                 | 98.4                                             | 160.3                                        | 116.9                     | 118.5                                   | 113.2                      | 129.2                                              | 113.4 | 143.1 |
| 12                                        | 112.6                          | 105.4                                 | 98.4                                             | 160.3                                        | 116.9                     | 118.5                                   | 113.3                      | 129.1                                              | 113.1 | 143.1 |
| 2016年 1月                                  | 112.8                          | 105.4                                 | 98.4                                             | 160.3                                        | 116.9                     | 118.5                                   | 113.3                      | 124.8                                              | 107.0 | 140.2 |
| 2                                         | 113.5                          | 105.4                                 | 98.4                                             | 160.3                                        | 116.9                     | 118.5                                   | 113.3                      | 123.0                                              | 103.3 | 140.2 |
| 3                                         | 113.1                          | 105.4                                 | 98.4                                             | 160.3                                        | 116.9                     | 118.5                                   | 113.3                      | 122.6                                              | 102.3 | 140.2 |

2. 建設総合中分類別指数【福岡(2)】

Construction general index by intermediate classification 【Fukuoka(2)】

平成17年平均=100  
2005 average=100

| 大・中分類                            |                 | 窯業・土石製品                               |                        |                                |                                |              |         |                         |                    | 鉄 鋼   |                                                |
|----------------------------------|-----------------|---------------------------------------|------------------------|--------------------------------|--------------------------------|--------------|---------|-------------------------|--------------------|-------|------------------------------------------------|
| ウエイト(1万分比)<br>Weight (Per10,000) | 年月<br>YearMonth | 耐火物                                   | 他の建設用<br>土石製品          | ガラス・<br>ガラス製品                  | 陶磁器                            | セメント         | 生コンクリート | セメント製品                  | その他の窯業<br>・土石製品    | 鉄 鋼   |                                                |
|                                  |                 | Ceramics,<br>stone & clay<br>products | Fire proof<br>products | Other stone &<br>clay products | Glass &<br>related<br>products | Ceramic ware | Cement  | Ready mixed<br>concrete | Cement<br>products |       | Other<br>ceramics,<br>stone & clay<br>products |
|                                  |                 | 2,248                                 | 39                     | 127                            | 63                             | 158          | 55      | 863                     | 798                | 144   | 833                                            |
|                                  | 2010 年 平均       | 103.7                                 | 119.1                  | 108.0                          | 96.5                           | 114.4        | 111.3   | 100.9                   | 102.9              | 105.3 | 112.5                                          |
|                                  | 2011            | 100.1                                 | 119.1                  | 112.0                          | 96.0                           | 114.4        | 111.3   | 91.4                    | 102.5              | 105.6 | 117.5                                          |
|                                  | 2012            | 100.5                                 | 119.1                  | 112.4                          | 95.4                           | 118.1        | 111.3   | 91.4                    | 102.5              | 106.9 | 110.6                                          |
|                                  | 2013            | 102.9                                 | 119.1                  | 112.6                          | 93.4                           | 126.0        | 111.3   | 96.2                    | 102.5              | 107.7 | 113.4                                          |
|                                  | 2014            | 105.4                                 | 119.8                  | 114.8                          | 94.0                           | 130.2        | 112.7   | 101.0                   | 102.9              | 108.5 | 120.6                                          |
|                                  | 2015            | 106.0                                 | 127.4                  | 114.8                          | 94.8                           | 131.0        | 114.6   | 101.0                   | 103.5              | 110.8 | 113.5                                          |
|                                  | 2015 年 3 月      | 106.0                                 | 127.4                  | 114.8                          | 94.8                           | 131.0        | 114.6   | 101.0                   | 103.5              | 110.3 | 115.6                                          |
|                                  | 4               | 106.0                                 | 127.4                  | 114.8                          | 94.8                           | 131.0        | 114.6   | 101.0                   | 103.5              | 110.3 | 114.2                                          |
|                                  | 5               | 106.0                                 | 127.4                  | 114.8                          | 94.8                           | 131.0        | 114.6   | 101.0                   | 103.5              | 110.3 | 114.3                                          |
|                                  | 6               | 106.0                                 | 127.4                  | 114.8                          | 94.8                           | 131.0        | 114.6   | 101.0                   | 103.5              | 111.1 | 113.5                                          |
|                                  | 7               | 106.0                                 | 127.4                  | 114.8                          | 94.8                           | 131.0        | 114.6   | 101.0                   | 103.5              | 111.1 | 113.5                                          |
|                                  | 8               | 106.0                                 | 127.4                  | 114.8                          | 94.8                           | 131.0        | 114.6   | 101.0                   | 103.5              | 111.1 | 113.4                                          |
|                                  | 9               | 106.1                                 | 127.4                  | 114.8                          | 94.8                           | 131.0        | 114.6   | 101.0                   | 103.5              | 111.1 | 112.6                                          |
|                                  | 10              | 106.1                                 | 127.4                  | 114.8                          | 94.8                           | 131.0        | 114.6   | 101.0                   | 103.5              | 111.1 | 111.1                                          |
|                                  | 11              | 106.1                                 | 127.4                  | 114.8                          | 94.8                           | 131.0        | 114.6   | 101.0                   | 103.5              | 111.1 | 109.6                                          |
|                                  | 12              | 106.1                                 | 127.4                  | 114.8                          | 94.8                           | 131.0        | 114.6   | 101.0                   | 103.5              | 111.1 | 108.1                                          |
|                                  | 2016 年 1 月      | 106.1                                 | 127.4                  | 114.8                          | 94.8                           | 131.0        | 114.6   | 101.0                   | 103.5              | 111.1 | 107.9                                          |
|                                  | 2               | 106.1                                 | 127.4                  | 114.8                          | 94.8                           | 131.0        | 114.6   | 101.0                   | 103.5              | 111.1 | 106.4                                          |
|                                  | 3               | 106.1                                 | 127.4                  | 114.8                          | 94.8                           | 131.0        | 114.6   | 101.0                   | 103.5              | 111.1 | 104.7                                          |

| 大・中分類                            |                 | 鉄 鋼 Iron & Steel    |             |                                        |                                                           | 非鉄金属  |                        |                            | 金属製品  |                                |                |
|----------------------------------|-----------------|---------------------|-------------|----------------------------------------|-----------------------------------------------------------|-------|------------------------|----------------------------|-------|--------------------------------|----------------|
| ウエイト(1万分比)<br>Weight (Per10,000) | 年月<br>YearMonth | 熱間圧延<br>鋼 材         | 鋼 管         | 冷間・メッキ<br>鋼 材                          | 鋳鍛造品・<br>他の鉄鋼製品                                           | 非鉄金属  | 電線・ケーブル・<br>光ファイバーケーブル | その他の<br>非鉄金属               | 金属製品  | 建設用<br>金属製品                    | 建築用<br>金属製品    |
|                                  |                 | Hot rolled<br>steel | Steel pipes | Cold rolled<br>steel &<br>coated steel | Casting<br>products and<br>other iron & steel<br>products |       | Non-ferrous<br>metals  | Electric wires<br>& cables |       | Other<br>non-ferrous<br>metals | Metal products |
|                                  |                 | 550                 | 144         | 75                                     | 64                                                        | 258   | 229                    | 29                         | 2,838 | 1,213                          | 1,045          |
|                                  | 2010 年 平均       | 110.4               | 117.0       | 106.6                                  | 127.1                                                     | 118.1 | 115.6                  | 137.2                      | 111.9 | 120.1                          | 102.9          |
|                                  | 2011            | 116.5               | 118.2       | 108.0                                  | 135.4                                                     | 127.4 | 125.9                  | 139.2                      | 112.1 | 120.4                          | 102.7          |
|                                  | 2012            | 106.7               | 114.5       | 104.9                                  | 141.9                                                     | 123.2 | 122.5                  | 128.9                      | 112.4 | 121.0                          | 102.7          |
|                                  | 2013            | 111.3               | 113.9       | 103.7                                  | 141.9                                                     | 131.0 | 130.2                  | 137.2                      | 112.9 | 122.2                          | 102.8          |
|                                  | 2014            | 121.2               | 116.3       | 106.1                                  | 141.9                                                     | 133.3 | 132.4                  | 140.4                      | 115.5 | 126.7                          | 103.9          |
|                                  | 2015            | 109.5               | 120.4       | 104.9                                  | 141.9                                                     | 129.7 | 128.4                  | 139.4                      | 117.5 | 130.2                          | 104.1          |
|                                  | 2015 年 3 月      | 112.8               | 120.1       | 105.4                                  | 141.9                                                     | 129.6 | 128.4                  | 139.2                      | 117.5 | 130.3                          | 104.1          |
|                                  | 4               | 110.7               | 120.1       | 105.4                                  | 141.9                                                     | 132.8 | 131.5                  | 142.4                      | 117.5 | 130.3                          | 104.1          |
|                                  | 5               | 110.6               | 120.6       | 105.4                                  | 141.9                                                     | 132.9 | 131.5                  | 143.5                      | 117.4 | 130.2                          | 104.1          |
|                                  | 6               | 109.5               | 120.6       | 105.4                                  | 141.9                                                     | 135.6 | 134.1                  | 147.1                      | 117.4 | 130.2                          | 104.1          |
|                                  | 7               | 109.4               | 120.6       | 105.0                                  | 141.9                                                     | 131.2 | 129.6                  | 143.5                      | 117.4 | 130.2                          | 104.1          |
|                                  | 8               | 109.4               | 120.6       | 104.8                                  | 141.9                                                     | 128.2 | 126.9                  | 138.8                      | 117.6 | 130.6                          | 104.1          |
|                                  | 9               | 108.2               | 120.6       | 104.4                                  | 141.9                                                     | 127.8 | 126.9                  | 135.1                      | 117.8 | 131.0                          | 104.1          |
|                                  | 10              | 106.0               | 120.6       | 104.4                                  | 141.9                                                     | 125.4 | 124.5                  | 132.8                      | 117.8 | 130.8                          | 104.1          |
|                                  | 11              | 103.8               | 120.6       | 104.0                                  | 141.9                                                     | 125.4 | 124.5                  | 132.8                      | 117.8 | 130.7                          | 104.1          |
|                                  | 12              | 101.6               | 120.6       | 103.5                                  | 141.9                                                     | 120.2 | 119.1                  | 129.1                      | 117.9 | 130.7                          | 104.1          |
|                                  | 2016 年 1 月      | 101.2               | 120.6       | 102.9                                  | 141.9                                                     | 119.8 | 119.1                  | 125.7                      | 118.1 | 131.1                          | 104.1          |
|                                  | 2               | 99.0                | 120.6       | 102.5                                  | 141.9                                                     | 117.3 | 116.6                  | 123.0                      | 118.1 | 131.0                          | 104.1          |
|                                  | 3               | 96.8                | 120.0       | 102.1                                  | 141.9                                                     | 117.4 | 116.6                  | 123.4                      | 118.0 | 131.0                          | 104.1          |

2. 建設総合中分類別指数【福岡(3)】

Construction general index by intermediate classification 【Fukuoka(3)】

平成17年平均=100  
2005 average=100

| 大・中分類<br>ウエイト(1万分比)<br>Weight (Per10,000) | 金属製品 Metal products                                   |                                         | 一般機械                         |                                            | 電気機械                          |                                     |                                             | 他の製造工業製品                        |                                     |                                                      |
|-------------------------------------------|-------------------------------------------------------|-----------------------------------------|------------------------------|--------------------------------------------|-------------------------------|-------------------------------------|---------------------------------------------|---------------------------------|-------------------------------------|------------------------------------------------------|
|                                           | ガス・石油・<br>暖厨房装置<br>Gas & oil<br>heating<br>appliances | その他の<br>金属製品<br>Other metal<br>products | 一般機械<br>General<br>machinery | 一般機械<br>General<br>industrial<br>machinery | 電気機械<br>Electric<br>machinery | 重電機器<br>Heavy electric<br>equipment | その他の<br>電気機械<br>Other electric<br>machinery | Other<br>industrial<br>products | プラスチック<br>製品<br>Plastic<br>products | その他の<br>製造工業製品<br>Other<br>manufacturing<br>products |
| 年月<br>YearMonth                           | 212                                                   | 368                                     | 173                          | 173                                        | 307                           | 54                                  | 253                                         | 490                             | 366                                 | 124                                                  |
| 2010 年 平均                                 | 100.7                                                 | 117.1                                   | 113.9                        | 113.9                                      | 104.8                         | 99.9                                | 105.9                                       | 106.3                           | 107.0                               | 104.2                                                |
| 2011                                      | 100.7                                                 | 118.1                                   | 114.2                        | 114.2                                      | 105.7                         | 100.6                               | 106.8                                       | 106.3                           | 107.0                               | 104.2                                                |
| 2012                                      | 100.7                                                 | 118.2                                   | 115.7                        | 115.7                                      | 107.4                         | 100.6                               | 108.8                                       | 106.7                           | 107.6                               | 104.1                                                |
| 2013                                      | 99.7                                                  | 118.2                                   | 115.7                        | 115.7                                      | 107.6                         | 100.6                               | 109.1                                       | 106.9                           | 108.0                               | 103.6                                                |
| 2014                                      | 99.4                                                  | 120.3                                   | 119.4                        | 119.4                                      | 107.6                         | 101.3                               | 108.9                                       | 107.6                           | 108.6                               | 104.5                                                |
| 2015                                      | 99.4                                                  | 123.8                                   | 124.8                        | 124.8                                      | 107.3                         | 106.0                               | 107.6                                       | 109.5                           | 109.7                               | 108.9                                                |
| 2015 年 3 月                                | 99.4                                                  | 123.5                                   | 123.9                        | 123.9                                      | 107.0                         | 104.2                               | 107.6                                       | 109.2                           | 109.3                               | 108.9                                                |
| 4                                         | 99.4                                                  | 123.5                                   | 123.9                        | 123.9                                      | 107.4                         | 106.7                               | 107.6                                       | 109.2                           | 109.3                               | 108.9                                                |
| 5                                         | 99.4                                                  | 123.5                                   | 123.9                        | 123.9                                      | 107.4                         | 106.7                               | 107.6                                       | 109.2                           | 109.3                               | 108.9                                                |
| 6                                         | 99.4                                                  | 123.5                                   | 123.9                        | 123.9                                      | 107.4                         | 106.7                               | 107.6                                       | 109.2                           | 109.3                               | 108.9                                                |
| 7                                         | 99.4                                                  | 123.5                                   | 123.9                        | 123.9                                      | 107.4                         | 106.7                               | 107.6                                       | 109.2                           | 109.3                               | 108.9                                                |
| 8                                         | 99.4                                                  | 123.7                                   | 123.9                        | 123.9                                      | 107.4                         | 106.7                               | 107.6                                       | 109.4                           | 109.6                               | 108.9                                                |
| 9                                         | 99.4                                                  | 123.7                                   | 126.8                        | 126.8                                      | 107.4                         | 106.7                               | 107.6                                       | 109.9                           | 110.3                               | 108.9                                                |
| 10                                        | 99.4                                                  | 124.2                                   | 126.8                        | 126.8                                      | 107.4                         | 106.7                               | 107.6                                       | 109.9                           | 110.3                               | 108.9                                                |
| 11                                        | 99.4                                                  | 124.2                                   | 126.8                        | 126.8                                      | 107.4                         | 106.7                               | 107.6                                       | 109.9                           | 110.3                               | 108.9                                                |
| 12                                        | 99.4                                                  | 125.5                                   | 126.8                        | 126.8                                      | 107.4                         | 106.7                               | 107.6                                       | 110.1                           | 110.5                               | 108.9                                                |
| 2016 年 1 月                                | 99.4                                                  | 125.7                                   | 126.8                        | 126.8                                      | 107.4                         | 106.7                               | 107.6                                       | 110.1                           | 110.5                               | 108.9                                                |
| 2                                         | 99.4                                                  | 125.7                                   | 126.8                        | 126.8                                      | 107.4                         | 106.7                               | 107.6                                       | 110.1                           | 110.5                               | 108.9                                                |
| 3                                         | 99.4                                                  | 125.6                                   | 126.8                        | 126.8                                      | 107.4                         | 106.7                               | 107.6                                       | 110.1                           | 110.5                               | 108.9                                                |

2. 建設総合中分類別指数【那覇(1)】

Construction general index by intermediate classification 【Naha(1)】

平成17年平均=100  
2005 average=100

| 大・中分類<br>ウエイト(1万分比)<br>Weight (Per10,000) | 建設総合<br>General | 農産物<br>Agricultural products |                              | 鉱産物<br>Mineral products         |                                 | 繊維製品<br>Textile products          |                                     |              | 紙・木製品<br>Paper & wood products |       |
|-------------------------------------------|-----------------|------------------------------|------------------------------|---------------------------------|---------------------------------|-----------------------------------|-------------------------------------|--------------|--------------------------------|-------|
|                                           |                 | 農産物<br>Agricultural products | 農産物<br>Agricultural products | 砂利・碎石<br>Gravel & crushed stone | 砂利・碎石<br>Gravel & crushed stone | 畳・わら加工品<br>Tatami & process straw | 繊維工業製品<br>Textile industry products | 製材<br>Lumber |                                |       |
| 年月<br>YearMonth                           | 10,000          | 71                           | 71                           | 397                             | 397                             | 88                                | 16                                  | 72           | 1,730                          | 496   |
| 2010年 平均                                  | 109.3           | 101.1                        | 101.1                        | 104.6                           | 104.6                           | 102.6                             | 100.0                               | 103.1        | 99.3                           | 93.4  |
| 2011                                      | 111.1           | 101.1                        | 101.1                        | 104.6                           | 104.6                           | 103.4                             | 102.9                               | 103.5        | 101.5                          | 93.3  |
| 2012                                      | 110.6           | 101.4                        | 101.4                        | 104.6                           | 104.6                           | 104.0                             | 105.0                               | 103.8        | 100.4                          | 93.3  |
| 2013                                      | 112.2           | 101.5                        | 101.5                        | 104.7                           | 104.7                           | 106.6                             | 108.3                               | 106.2        | 103.5                          | 93.4  |
| 2014                                      | 115.6           | 102.8                        | 102.8                        | 121.3                           | 121.3                           | 108.9                             | 120.1                               | 106.4        | 108.9                          | 102.9 |
| 2015                                      | 116.7           | 104.2                        | 104.2                        | 143.9                           | 143.9                           | 110.7                             | 122.5                               | 108.1        | 107.6                          | 101.5 |
| 2015年 3月                                  | 117.1           | 104.1                        | 104.1                        | 146.3                           | 146.3                           | 110.7                             | 122.6                               | 108.1        | 107.8                          | 101.5 |
| 4                                         | 117.0           | 104.1                        | 104.1                        | 146.3                           | 146.3                           | 110.7                             | 122.6                               | 108.1        | 107.5                          | 101.5 |
| 5                                         | 116.9           | 104.1                        | 104.1                        | 146.3                           | 146.3                           | 110.7                             | 122.6                               | 108.1        | 107.3                          | 101.5 |
| 6                                         | 117.0           | 104.2                        | 104.2                        | 146.3                           | 146.3                           | 110.7                             | 122.6                               | 108.1        | 107.1                          | 101.5 |
| 7                                         | 116.9           | 104.2                        | 104.2                        | 146.3                           | 146.3                           | 110.7                             | 122.6                               | 108.1        | 107.1                          | 101.5 |
| 8                                         | 116.8           | 104.2                        | 104.2                        | 146.3                           | 146.3                           | 110.7                             | 122.6                               | 108.1        | 107.5                          | 101.5 |
| 9                                         | 116.9           | 104.2                        | 104.2                        | 146.3                           | 146.3                           | 110.7                             | 122.6                               | 108.1        | 107.8                          | 101.5 |
| 10                                        | 116.7           | 104.2                        | 104.2                        | 146.3                           | 146.3                           | 110.7                             | 122.6                               | 108.1        | 107.8                          | 101.5 |
| 11                                        | 116.5           | 104.2                        | 104.2                        | 146.3                           | 146.3                           | 110.7                             | 122.6                               | 108.1        | 107.8                          | 101.5 |
| 12                                        | 116.6           | 104.2                        | 104.2                        | 146.3                           | 146.3                           | 110.7                             | 122.6                               | 108.1        | 107.9                          | 101.5 |
| 2016年 1月                                  | 116.5           | 104.2                        | 104.2                        | 146.3                           | 146.3                           | 110.7                             | 122.6                               | 108.1        | 108.0                          | 101.5 |
| 2                                         | 116.3           | 111.7                        | 111.7                        | 146.3                           | 146.3                           | 110.7                             | 122.6                               | 108.1        | 108.1                          | 101.5 |
| 3                                         | 116.2           | 111.7                        | 111.7                        | 146.4                           | 146.4                           | 110.7                             | 122.6                               | 108.1        | 108.1                          | 101.5 |

| 大・中分類<br>ウエイト(1万分比)<br>Weight (Per10,000) | 紙・木製品<br>Paper & wood products |                                       |                                                  |                                          | 化学製品<br>Chemical products |                                     |                            | 石油製品・舗装材料<br>Petroleum products & paving materials |       |       |
|-------------------------------------------|--------------------------------|---------------------------------------|--------------------------------------------------|------------------------------------------|---------------------------|-------------------------------------|----------------------------|----------------------------------------------------|-------|-------|
|                                           | 合板<br>Plywood                  | 建設用木製品等<br>Construction wood products | 家具・建具・<br>装備品<br>Furniture & fixture & equipment | 紙・紙加工品<br>Paper & process paper products | 塗料<br>Paints              | その他の化学製品<br>Other chemical products | 石油製品<br>Petroleum products | 舗装材料<br>Paving materials                           |       |       |
| 年月<br>YearMonth                           | 267                            | 439                                   | 433                                              | 94                                       | 134                       | 94                                  | 40                         | 432                                                | 201   | 231   |
| 2010年 平均                                  | 100.0                          | 105.2                                 | 95.0                                             | 120.8                                    | 109.2                     | 107.3                               | 113.6                      | 121.6                                              | 118.4 | 124.4 |
| 2011                                      | 113.0                          | 105.2                                 | 95.0                                             | 125.0                                    | 109.1                     | 107.3                               | 113.3                      | 136.5                                              | 133.2 | 139.3 |
| 2012                                      | 105.5                          | 105.2                                 | 95.1                                             | 125.6                                    | 109.4                     | 107.3                               | 114.2                      | 140.4                                              | 138.7 | 141.8 |
| 2013                                      | 118.6                          | 105.2                                 | 96.2                                             | 140.5                                    | 109.4                     | 107.3                               | 114.4                      | 148.8                                              | 149.3 | 148.4 |
| 2014                                      | 126.7                          | 105.3                                 | 98.1                                             | 156.4                                    | 112.7                     | 112.0                               | 114.5                      | 154.4                                              | 154.7 | 154.1 |
| 2015                                      | 120.1                          | 105.3                                 | 98.4                                             | 157.5                                    | 118.3                     | 120.0                               | 114.6                      | 139.3                                              | 126.2 | 150.7 |
| 2015年 3月                                  | 121.3                          | 105.3                                 | 98.4                                             | 157.5                                    | 119.2                     | 121.3                               | 114.4                      | 140.8                                              | 126.6 | 153.1 |
| 4                                         | 119.3                          | 105.3                                 | 98.4                                             | 157.5                                    | 118.0                     | 119.5                               | 114.4                      | 140.2                                              | 128.3 | 150.5 |
| 5                                         | 117.7                          | 105.3                                 | 98.4                                             | 157.5                                    | 118.0                     | 119.5                               | 114.4                      | 140.2                                              | 128.3 | 150.5 |
| 6                                         | 116.6                          | 105.3                                 | 98.4                                             | 157.5                                    | 118.0                     | 119.5                               | 114.4                      | 141.8                                              | 131.7 | 150.5 |
| 7                                         | 116.6                          | 105.3                                 | 98.4                                             | 157.5                                    | 118.1                     | 119.5                               | 114.7                      | 142.3                                              | 132.9 | 150.5 |
| 8                                         | 119.3                          | 105.3                                 | 98.4                                             | 157.5                                    | 118.1                     | 119.5                               | 114.7                      | 139.8                                              | 127.5 | 150.5 |
| 9                                         | 121.5                          | 105.3                                 | 98.4                                             | 157.5                                    | 118.1                     | 119.5                               | 114.7                      | 137.6                                              | 122.8 | 150.5 |
| 10                                        | 121.5                          | 105.3                                 | 98.4                                             | 157.5                                    | 118.1                     | 119.5                               | 114.7                      | 136.7                                              | 120.9 | 150.5 |
| 11                                        | 121.5                          | 105.3                                 | 98.4                                             | 157.5                                    | 118.1                     | 119.5                               | 114.7                      | 134.7                                              | 118.7 | 148.7 |
| 12                                        | 121.7                          | 105.3                                 | 98.4                                             | 157.5                                    | 118.1                     | 119.5                               | 114.7                      | 133.6                                              | 118.4 | 146.9 |
| 2016年 1月                                  | 122.7                          | 105.3                                 | 98.4                                             | 157.5                                    | 118.1                     | 119.5                               | 114.7                      | 131.2                                              | 115.3 | 145.0 |
| 2                                         | 123.2                          | 105.3                                 | 98.4                                             | 157.5                                    | 118.1                     | 119.5                               | 114.7                      | 126.4                                              | 107.2 | 143.2 |
| 3                                         | 122.9                          | 105.3                                 | 98.4                                             | 157.5                                    | 118.1                     | 119.5                               | 114.7                      | 126.5                                              | 107.5 | 143.2 |

2. 建設総合中分類別指数【那覇(2)】

Construction general index by intermediate classification 【Naha(2)】

平成17年平均=100  
2005 average=100

| 大・中分類                            |                 | 窯業・土石製品                               |                        |                                |                                |              |         |                         |                    | 鉄 鋼   |                                                |
|----------------------------------|-----------------|---------------------------------------|------------------------|--------------------------------|--------------------------------|--------------|---------|-------------------------|--------------------|-------|------------------------------------------------|
| ウエイト(1万分比)<br>Weight (Per10,000) | 年月<br>YearMonth | 耐火物                                   | 他の建設用<br>土石製品          | ガラス・<br>ガラス製品                  | 陶磁器                            | セメント         | 生コンクリート | セメント製品                  | その他の窯業<br>・土石製品    | 鉄 鋼   |                                                |
|                                  |                 | Ceramics,<br>stone & clay<br>products | Fire proof<br>products | Other stone &<br>clay products | Glass &<br>related<br>products | Ceramic ware | Cement  | Ready mixed<br>concrete | Cement<br>products |       | Other<br>ceramics,<br>stone & clay<br>products |
|                                  |                 | 2,248                                 | 39                     | 127                            | 63                             | 158          | 55      | 863                     | 798                | 144   | 833                                            |
|                                  | 2010 年 平均       | 109.9                                 | 120.0                  | 106.9                          | 97.7                           | 113.4        | 102.6   | 117.0                   | 104.6              | 101.1 | 113.1                                          |
|                                  | 2011            | 110.3                                 | 120.0                  | 110.9                          | 97.2                           | 113.4        | 102.6   | 117.0                   | 104.6              | 104.4 | 117.8                                          |
|                                  | 2012            | 110.3                                 | 120.0                  | 111.3                          | 96.7                           | 117.0        | 102.3   | 117.0                   | 103.9              | 104.5 | 111.1                                          |
|                                  | 2013            | 110.6                                 | 120.0                  | 111.5                          | 94.5                           | 125.0        | 100.8   | 117.0                   | 103.2              | 105.0 | 113.9                                          |
|                                  | 2014            | 111.2                                 | 120.2                  | 114.4                          | 94.9                           | 129.2        | 100.8   | 117.0                   | 103.3              | 105.8 | 119.5                                          |
|                                  | 2015            | 114.4                                 | 122.3                  | 114.4                          | 95.7                           | 130.0        | 100.8   | 124.4                   | 103.4              | 108.9 | 114.4                                          |
|                                  | 2015 年 3 月      | 114.6                                 | 122.3                  | 114.4                          | 95.7                           | 130.0        | 100.8   | 125.0                   | 103.4              | 108.6 | 116.6                                          |
|                                  | 4               | 114.6                                 | 122.3                  | 114.4                          | 95.7                           | 130.0        | 100.8   | 125.0                   | 103.4              | 108.6 | 115.4                                          |
|                                  | 5               | 114.6                                 | 122.3                  | 114.4                          | 95.7                           | 130.0        | 100.8   | 125.0                   | 103.4              | 108.6 | 115.3                                          |
|                                  | 6               | 114.6                                 | 122.3                  | 114.4                          | 95.7                           | 130.0        | 100.8   | 125.0                   | 103.4              | 109.3 | 114.6                                          |
|                                  | 7               | 114.6                                 | 122.3                  | 114.4                          | 95.7                           | 130.0        | 100.8   | 125.0                   | 103.4              | 109.3 | 114.5                                          |
|                                  | 8               | 114.6                                 | 122.3                  | 114.4                          | 95.7                           | 130.0        | 100.8   | 125.0                   | 103.4              | 109.3 | 114.5                                          |
|                                  | 9               | 115.2                                 | 122.3                  | 114.4                          | 95.7                           | 130.0        | 100.8   | 126.5                   | 103.4              | 109.3 | 113.8                                          |
|                                  | 10              | 115.2                                 | 122.3                  | 114.4                          | 95.7                           | 130.0        | 100.8   | 126.5                   | 103.4              | 109.3 | 111.9                                          |
|                                  | 11              | 115.2                                 | 122.3                  | 114.4                          | 95.7                           | 130.0        | 100.8   | 126.5                   | 103.4              | 109.3 | 110.7                                          |
|                                  | 12              | 116.5                                 | 122.3                  | 114.4                          | 95.7                           | 130.0        | 100.8   | 129.9                   | 103.4              | 109.3 | 110.0                                          |
|                                  | 2016 年 1 月      | 116.5                                 | 122.3                  | 114.4                          | 95.7                           | 130.0        | 100.8   | 129.9                   | 103.4              | 109.3 | 109.7                                          |
|                                  | 2               | 116.9                                 | 122.3                  | 114.4                          | 95.7                           | 130.0        | 100.8   | 129.9                   | 104.6              | 109.3 | 108.4                                          |
|                                  | 3               | 116.9                                 | 122.3                  | 114.4                          | 95.7                           | 130.0        | 100.8   | 129.9                   | 104.6              | 109.3 | 107.0                                          |

| 大・中分類                            |                 | 鉄 鋼 Iron & Steel    |             |                                        |                                                           | 非鉄金属                          |                            |                                | 金属製品                   |                                |                            |
|----------------------------------|-----------------|---------------------|-------------|----------------------------------------|-----------------------------------------------------------|-------------------------------|----------------------------|--------------------------------|------------------------|--------------------------------|----------------------------|
| ウエイト(1万分比)<br>Weight (Per10,000) | 年月<br>YearMonth | 熱間圧延<br>鋼 材         | 鋼 管         | 冷間・メッキ<br>鋼 材                          | 鋳鍛造品・<br>他の鉄鋼製品                                           | 非鉄金属<br>Non-ferrous<br>metals | 電線・ケーブル・<br>光ファイバーケーブル     | その他の<br>非鉄金属                   | 金属製品<br>Metal products | 建設用<br>金属製品                    | 建築用<br>金属製品                |
|                                  |                 | Hot rolled<br>steel | Steel pipes | Cold rolled<br>steel &<br>coated steel | Casting<br>products and<br>other iron & steel<br>products |                               | Electric wires<br>& cables | Other<br>non-ferrous<br>metals |                        | Constructing<br>metal products | Building metal<br>products |
|                                  |                 | 550                 | 144         | 75                                     | 64                                                        | 258                           | 229                        | 29                             | 2,838                  | 1,213                          | 1,045                      |
|                                  | 2010 年 平均       | 111.1               | 119.1       | 106.1                                  | 125.9                                                     | 119.6                         | 117.2                      | 138.3                          | 112.7                  | 121.5                          | 103.0                      |
|                                  | 2011            | 116.7               | 120.7       | 106.7                                  | 133.6                                                     | 128.1                         | 126.5                      | 140.4                          | 113.0                  | 121.7                          | 102.9                      |
|                                  | 2012            | 107.3               | 117.0       | 103.6                                  | 139.9                                                     | 123.9                         | 123.1                      | 130.1                          | 113.1                  | 121.9                          | 102.9                      |
|                                  | 2013            | 111.8               | 116.4       | 102.5                                  | 139.9                                                     | 131.5                         | 130.6                      | 138.4                          | 113.5                  | 122.9                          | 103.0                      |
|                                  | 2014            | 119.4               | 118.4       | 105.1                                  | 139.9                                                     | 134.3                         | 133.3                      | 141.6                          | 116.1                  | 127.2                          | 104.1                      |
|                                  | 2015            | 111.2               | 121.1       | 103.5                                  | 139.9                                                     | 130.9                         | 129.6                      | 140.5                          | 118.1                  | 130.7                          | 104.3                      |
|                                  | 2015 年 3 月      | 114.6               | 120.8       | 104.1                                  | 139.9                                                     | 130.8                         | 129.5                      | 140.4                          | 118.1                  | 130.8                          | 104.3                      |
|                                  | 4               | 112.7               | 120.8       | 104.1                                  | 139.9                                                     | 134.0                         | 132.7                      | 143.6                          | 118.1                  | 130.8                          | 104.3                      |
|                                  | 5               | 112.5               | 121.3       | 104.1                                  | 139.9                                                     | 134.1                         | 132.7                      | 144.6                          | 118.0                  | 130.7                          | 104.3                      |
|                                  | 6               | 111.5               | 121.3       | 103.6                                  | 139.9                                                     | 136.9                         | 135.4                      | 148.3                          | 118.0                  | 130.7                          | 104.3                      |
|                                  | 7               | 111.3               | 121.3       | 103.2                                  | 139.9                                                     | 132.4                         | 130.9                      | 144.6                          | 118.0                  | 130.7                          | 104.3                      |
|                                  | 8               | 111.3               | 121.3       | 103.2                                  | 139.9                                                     | 129.4                         | 128.1                      | 140.0                          | 118.2                  | 131.1                          | 104.3                      |
|                                  | 9               | 110.3               | 121.3       | 102.8                                  | 139.9                                                     | 129.0                         | 128.1                      | 136.3                          | 118.4                  | 131.5                          | 104.3                      |
|                                  | 10              | 107.4               | 121.3       | 102.8                                  | 139.9                                                     | 126.6                         | 125.7                      | 133.9                          | 118.4                  | 131.3                          | 104.3                      |
|                                  | 11              | 105.6               | 121.3       | 102.8                                  | 139.9                                                     | 126.6                         | 125.7                      | 133.9                          | 118.3                  | 131.2                          | 104.3                      |
|                                  | 12              | 104.6               | 121.3       | 102.3                                  | 139.9                                                     | 121.4                         | 120.2                      | 130.3                          | 118.5                  | 131.1                          | 104.3                      |
|                                  | 2016 年 1 月      | 104.3               | 121.3       | 101.7                                  | 139.9                                                     | 121.0                         | 120.2                      | 126.8                          | 118.7                  | 131.6                          | 104.3                      |
|                                  | 2               | 102.4               | 121.3       | 101.3                                  | 139.9                                                     | 118.5                         | 117.7                      | 124.2                          | 118.6                  | 131.4                          | 104.3                      |
|                                  | 3               | 100.5               | 120.8       | 100.8                                  | 139.9                                                     | 118.5                         | 117.7                      | 124.6                          | 118.6                  | 131.4                          | 104.3                      |



2. 建設総合中分類別指数【那覇(3)】

Construction general index by intermediate classification 【Naha(3)】

平成17年平均=100  
2005 average=100

| 大・中分類<br>ウエイト(1万分比)<br>Weight (Per10,000) | 金属製品 Metal products                                   |                                         | 一般機械                         |                                            | 電気機械                          |                                     |                                             | 他の製造工業製品                        |                                     |                                                      |
|-------------------------------------------|-------------------------------------------------------|-----------------------------------------|------------------------------|--------------------------------------------|-------------------------------|-------------------------------------|---------------------------------------------|---------------------------------|-------------------------------------|------------------------------------------------------|
|                                           | ガス・石油・<br>暖厨房装置<br>Gas & oil<br>heating<br>appliances | その他の<br>金属製品<br>Other metal<br>products | 一般機械<br>General<br>machinery | 一般機械<br>General<br>industrial<br>machinery | 電気機械<br>Electric<br>machinery | 重電機器<br>Heavy electric<br>equipment | その他の<br>電気機械<br>Other electric<br>machinery | Other<br>industrial<br>products | プラスチック<br>製品<br>Plastic<br>products | その他の<br>製造工業製品<br>Other<br>manufacturing<br>products |
| 年月<br>YearMonth                           | 212                                                   | 368                                     | 173                          | 173                                        | 307                           | 54                                  | 253                                         | 490                             | 366                                 | 124                                                  |
| 2010 年 平均                                 | 100.8                                                 | 118.3                                   | 113.9                        | 113.9                                      | 105.0                         | 99.8                                | 106.1                                       | 106.4                           | 107.2                               | 104.2                                                |
| 2011                                      | 100.8                                                 | 120.3                                   | 114.3                        | 114.3                                      | 105.4                         | 98.2                                | 106.9                                       | 106.5                           | 107.3                               | 104.2                                                |
| 2012                                      | 100.8                                                 | 120.5                                   | 115.7                        | 115.7                                      | 107.1                         | 98.2                                | 109.0                                       | 107.0                           | 107.8                               | 104.7                                                |
| 2013                                      | 99.8                                                  | 120.7                                   | 115.7                        | 115.7                                      | 107.3                         | 98.2                                | 109.2                                       | 107.5                           | 108.2                               | 105.5                                                |
| 2014                                      | 99.6                                                  | 122.8                                   | 119.5                        | 119.5                                      | 107.3                         | 98.9                                | 109.1                                       | 108.4                           | 109.1                               | 106.4                                                |
| 2015                                      | 99.6                                                  | 126.3                                   | 124.9                        | 124.9                                      | 107.1                         | 103.6                               | 107.8                                       | 110.8                           | 110.7                               | 111.0                                                |
| 2015 年 3 月                                | 99.6                                                  | 126.0                                   | 123.9                        | 123.9                                      | 106.7                         | 101.7                               | 107.8                                       | 110.6                           | 110.4                               | 111.0                                                |
| 4                                         | 99.6                                                  | 126.0                                   | 123.9                        | 123.9                                      | 107.2                         | 104.2                               | 107.8                                       | 110.6                           | 110.4                               | 111.0                                                |
| 5                                         | 99.6                                                  | 126.0                                   | 123.9                        | 123.9                                      | 107.2                         | 104.2                               | 107.8                                       | 110.6                           | 110.4                               | 111.0                                                |
| 6                                         | 99.6                                                  | 126.0                                   | 124.0                        | 124.0                                      | 107.2                         | 104.2                               | 107.8                                       | 110.6                           | 110.4                               | 111.0                                                |
| 7                                         | 99.6                                                  | 126.0                                   | 124.0                        | 124.0                                      | 107.2                         | 104.2                               | 107.8                                       | 110.6                           | 110.4                               | 111.0                                                |
| 8                                         | 99.6                                                  | 126.2                                   | 124.0                        | 124.0                                      | 107.2                         | 104.2                               | 107.8                                       | 110.8                           | 110.7                               | 111.0                                                |
| 9                                         | 99.6                                                  | 126.2                                   | 126.8                        | 126.8                                      | 107.2                         | 104.2                               | 107.8                                       | 111.1                           | 111.1                               | 111.0                                                |
| 10                                        | 99.6                                                  | 126.7                                   | 126.8                        | 126.8                                      | 107.2                         | 104.2                               | 107.8                                       | 111.1                           | 111.1                               | 111.0                                                |
| 11                                        | 99.6                                                  | 126.7                                   | 126.8                        | 126.8                                      | 107.2                         | 104.2                               | 107.8                                       | 111.1                           | 111.1                               | 111.0                                                |
| 12                                        | 99.6                                                  | 127.8                                   | 126.8                        | 126.8                                      | 107.2                         | 104.2                               | 107.8                                       | 111.2                           | 111.3                               | 111.0                                                |
| 2016 年 1 月                                | 99.6                                                  | 128.0                                   | 126.8                        | 126.8                                      | 107.2                         | 104.2                               | 107.8                                       | 111.2                           | 111.3                               | 111.0                                                |
| 2                                         | 99.6                                                  | 128.0                                   | 126.8                        | 126.8                                      | 107.2                         | 104.2                               | 107.8                                       | 111.2                           | 111.3                               | 111.0                                                |
| 3                                         | 99.6                                                  | 128.0                                   | 126.8                        | 126.8                                      | 107.2                         | 104.2                               | 107.8                                       | 111.2                           | 111.3                               | 111.0                                                |

2. 建設総合中分類別指数【広島(1)】

Construction general index by intermediate classification 【Hiroshima(1)】

平成17年平均=100  
2005 average=100

| 大・中分類<br>ウエイト(1万分比)<br>Weight (Per10,000) | 建設総合<br>General | 農産物<br>Agricultural products |                              | 鉱産物<br>Mineral products         |                                 | 繊維製品<br>Textile products          |                                     |              | 紙・木製品<br>Paper & wood products |       |
|-------------------------------------------|-----------------|------------------------------|------------------------------|---------------------------------|---------------------------------|-----------------------------------|-------------------------------------|--------------|--------------------------------|-------|
|                                           |                 | 農産物<br>Agricultural products | 農産物<br>Agricultural products | 砂利・碎石<br>Gravel & crushed stone | 砂利・碎石<br>Gravel & crushed stone | 畳・わら加工品<br>Tatami & process straw | 繊維工業製品<br>Textile industry products | 製材<br>Lumber |                                |       |
| 年月<br>YearMonth                           | 10,000          | 71                           | 71                           | 397                             | 397                             | 88                                | 16                                  | 72           | 1,730                          | 496   |
| 2010年 平均                                  | 116.4           | 101.8                        | 101.8                        | 103.4                           | 103.4                           | 102.4                             | 99.1                                | 103.1        | 98.6                           | 94.3  |
| 2011                                      | 117.9           | 101.8                        | 101.8                        | 104.6                           | 104.6                           | 103.2                             | 102.0                               | 103.5        | 101.5                          | 97.0  |
| 2012                                      | 117.3           | 101.7                        | 101.7                        | 104.6                           | 104.6                           | 103.9                             | 104.1                               | 103.8        | 100.7                          | 97.1  |
| 2013                                      | 119.0           | 103.6                        | 103.6                        | 104.6                           | 104.6                           | 106.5                             | 107.7                               | 106.3        | 104.2                          | 97.5  |
| 2014                                      | 122.4           | 107.1                        | 107.1                        | 106.9                           | 106.9                           | 109.3                             | 122.0                               | 106.5        | 109.9                          | 107.2 |
| 2015                                      | 122.7           | 111.0                        | 111.0                        | 111.8                           | 111.8                           | 111.2                             | 125.0                               | 108.2        | 107.4                          | 100.6 |
| 2015年 3月                                  | 122.4           | 110.9                        | 110.9                        | 110.9                           | 110.9                           | 111.3                             | 125.2                               | 108.2        | 108.3                          | 103.5 |
| 4                                         | 122.1           | 110.9                        | 110.9                        | 110.9                           | 110.9                           | 111.3                             | 125.2                               | 108.2        | 107.6                          | 102.2 |
| 5                                         | 123.1           | 110.9                        | 110.9                        | 110.9                           | 110.9                           | 111.3                             | 125.2                               | 108.2        | 107.6                          | 102.2 |
| 6                                         | 123.1           | 111.1                        | 111.1                        | 110.9                           | 110.9                           | 111.3                             | 125.2                               | 108.2        | 107.4                          | 102.2 |
| 7                                         | 122.9           | 111.1                        | 111.1                        | 110.9                           | 110.9                           | 111.3                             | 125.2                               | 108.2        | 106.4                          | 98.3  |
| 8                                         | 122.8           | 111.1                        | 111.1                        | 110.9                           | 110.9                           | 111.3                             | 125.2                               | 108.2        | 106.7                          | 98.3  |
| 9                                         | 122.9           | 111.1                        | 111.1                        | 113.6                           | 113.6                           | 111.3                             | 125.2                               | 108.2        | 106.7                          | 98.3  |
| 10                                        | 122.6           | 111.1                        | 111.1                        | 113.6                           | 113.6                           | 111.3                             | 125.2                               | 108.2        | 106.9                          | 98.3  |
| 11                                        | 122.5           | 111.1                        | 111.1                        | 113.6                           | 113.6                           | 111.3                             | 125.2                               | 108.2        | 106.9                          | 98.3  |
| 12                                        | 122.2           | 111.1                        | 111.1                        | 113.6                           | 113.6                           | 111.3                             | 125.2                               | 108.2        | 106.9                          | 98.3  |
| 2016年 1月                                  | 122.2           | 111.1                        | 111.1                        | 113.6                           | 113.6                           | 111.3                             | 125.2                               | 108.2        | 107.0                          | 98.3  |
| 2                                         | 121.9           | 111.1                        | 111.1                        | 113.6                           | 113.6                           | 111.3                             | 125.2                               | 108.2        | 107.1                          | 98.3  |
| 3                                         | 121.7           | 111.1                        | 111.1                        | 113.6                           | 113.6                           | 111.3                             | 125.2                               | 108.2        | 107.0                          | 98.3  |

| 大・中分類<br>ウエイト(1万分比)<br>Weight (Per10,000) | 紙・木製品<br>Paper & wood products |                                       |                                                  |                                          | 化学製品<br>Chemical products |                                     |                            | 石油製品・舗装材料<br>Petroleum products & paving materials |       |       |
|-------------------------------------------|--------------------------------|---------------------------------------|--------------------------------------------------|------------------------------------------|---------------------------|-------------------------------------|----------------------------|----------------------------------------------------|-------|-------|
|                                           | 合板<br>Plywood                  | 建設用木製品等<br>Construction wood products | 家具・建具・<br>装備品<br>Furniture & fixture & equipment | 紙・紙加工品<br>Paper & process paper products | 塗料<br>Paints              | その他の化学製品<br>Other chemical products | 石油製品<br>Petroleum products | 舗装材料<br>Paving materials                           |       |       |
| 年月<br>YearMonth                           | 267                            | 439                                   | 433                                              | 94                                       | 134                       | 94                                  | 40                         | 432                                                | 201   | 231   |
| 2010年 平均                                  | 93.9                           | 105.2                                 | 95.0                                             | 120.1                                    | 106.2                     | 104.9                               | 109.3                      | 127.2                                              | 116.0 | 137.0 |
| 2011                                      | 105.4                          | 105.2                                 | 95.0                                             | 126.8                                    | 106.1                     | 104.9                               | 108.8                      | 136.4                                              | 131.4 | 140.8 |
| 2012                                      | 99.1                           | 105.2                                 | 95.1                                             | 129.3                                    | 106.4                     | 104.9                               | 109.7                      | 137.9                                              | 132.9 | 142.3 |
| 2013                                      | 113.6                          | 105.3                                 | 96.2                                             | 144.7                                    | 106.5                     | 104.9                               | 110.0                      | 144.4                                              | 141.2 | 147.2 |
| 2014                                      | 123.6                          | 105.4                                 | 98.1                                             | 161.2                                    | 110.4                     | 110.1                               | 111.1                      | 150.8                                              | 145.0 | 155.9 |
| 2015                                      | 118.3                          | 105.4                                 | 98.4                                             | 162.3                                    | 116.6                     | 118.9                               | 111.2                      | 133.3                                              | 115.9 | 148.5 |
| 2015年 3月                                  | 119.1                          | 105.4                                 | 98.4                                             | 162.3                                    | 117.5                     | 120.3                               | 111.1                      | 136.7                                              | 117.5 | 153.4 |
| 4                                         | 117.0                          | 105.4                                 | 98.4                                             | 162.3                                    | 116.3                     | 118.5                               | 111.1                      | 131.9                                              | 116.2 | 145.5 |
| 5                                         | 117.0                          | 105.4                                 | 98.4                                             | 162.3                                    | 116.3                     | 118.5                               | 111.1                      | 133.0                                              | 118.6 | 145.5 |
| 6                                         | 115.8                          | 105.4                                 | 98.4                                             | 162.3                                    | 116.3                     | 118.5                               | 111.1                      | 133.6                                              | 119.9 | 145.5 |
| 7                                         | 116.1                          | 105.4                                 | 98.4                                             | 162.3                                    | 116.3                     | 118.5                               | 111.3                      | 134.8                                              | 120.0 | 147.7 |
| 8                                         | 118.3                          | 105.4                                 | 98.4                                             | 162.3                                    | 116.3                     | 118.5                               | 111.3                      | 133.1                                              | 116.4 | 147.7 |
| 9                                         | 118.3                          | 105.4                                 | 98.4                                             | 162.3                                    | 116.3                     | 118.5                               | 111.3                      | 131.5                                              | 112.9 | 147.7 |
| 10                                        | 119.4                          | 105.4                                 | 98.4                                             | 162.3                                    | 116.3                     | 118.5                               | 111.3                      | 129.4                                              | 108.9 | 147.3 |
| 11                                        | 119.4                          | 105.4                                 | 98.4                                             | 162.3                                    | 116.3                     | 118.5                               | 111.3                      | 129.4                                              | 108.9 | 147.3 |
| 12                                        | 119.3                          | 105.4                                 | 98.4                                             | 162.3                                    | 116.4                     | 118.5                               | 111.4                      | 129.0                                              | 108.0 | 147.3 |
| 2016年 1月                                  | 120.3                          | 105.4                                 | 98.4                                             | 162.3                                    | 116.4                     | 118.5                               | 111.4                      | 126.8                                              | 106.8 | 144.2 |
| 2                                         | 120.8                          | 105.4                                 | 98.4                                             | 162.3                                    | 116.4                     | 118.5                               | 111.4                      | 124.1                                              | 101.1 | 144.2 |
| 3                                         | 120.4                          | 105.4                                 | 98.4                                             | 162.3                                    | 117.0                     | 118.5                               | 113.5                      | 123.2                                              | 99.1  | 144.2 |

2. 建設総合中分類別指数【広島(2)】

Construction general index by intermediate classification 【Hiroshima(2)】

平成17年平均=100  
2005 average=100

| 大・中分類<br>ウエイト(1万分比)<br>Weight (Per10,000) | 窯業・土石製品                         |                            |                                          |                                       |                     |                |                                 |                           |                                                      | 鉄 鋼   |
|-------------------------------------------|---------------------------------|----------------------------|------------------------------------------|---------------------------------------|---------------------|----------------|---------------------------------|---------------------------|------------------------------------------------------|-------|
|                                           | Ceramics, stone & clay products | 耐火物<br>Fire proof products | 他の建設用土石製品<br>Other stone & clay products | ガラス・ガラス製品<br>Glass & related products | 陶磁器<br>Ceramic ware | セメント<br>Cement | 生コンクリート<br>Ready mixed concrete | セメント製品<br>Cement products | その他の窯業・土石製品<br>Other ceramics, stone & clay products |       |
| 年月<br>YearMonth                           | 2,248                           | 39                         | 127                                      | 63                                    | 158                 | 55             | 863                             | 798                       | 144                                                  | 833   |
| 2010年 平均                                  | 141.6                           | 119.1                      | 108.1                                    | 97.0                                  | 114.4               | 124.2          | 196.1                           | 105.6                     | 106.8                                                | 112.9 |
| 2011                                      | 141.2                           | 119.1                      | 112.1                                    | 96.6                                  | 114.4               | 124.8          | 196.1                           | 103.6                     | 107.1                                                | 117.4 |
| 2012                                      | 141.5                           | 119.1                      | 112.5                                    | 96.0                                  | 118.1               | 125.7          | 196.1                           | 103.6                     | 108.3                                                | 109.5 |
| 2013                                      | 142.0                           | 119.1                      | 112.7                                    | 94.0                                  | 126.0               | 125.7          | 196.1                           | 103.3                     | 109.1                                                | 113.2 |
| 2014                                      | 144.0                           | 119.8                      | 114.9                                    | 94.5                                  | 130.2               | 127.1          | 196.1                           | 107.4                     | 110.6                                                | 119.9 |
| 2015                                      | 148.4                           | 127.4                      | 114.9                                    | 95.3                                  | 131.0               | 129.1          | 203.8                           | 110.1                     | 113.8                                                | 114.4 |
| 2015年 3月                                  | 145.4                           | 127.4                      | 114.9                                    | 95.3                                  | 131.0               | 129.1          | 196.1                           | 110.1                     | 113.4                                                | 116.6 |
| 4                                         | 145.4                           | 127.4                      | 114.9                                    | 95.3                                  | 131.0               | 129.1          | 196.1                           | 110.1                     | 113.4                                                | 115.8 |
| 5                                         | 149.8                           | 127.4                      | 114.9                                    | 95.3                                  | 131.0               | 129.1          | 207.6                           | 110.1                     | 113.4                                                | 115.8 |
| 6                                         | 149.9                           | 127.4                      | 114.9                                    | 95.3                                  | 131.0               | 129.1          | 207.6                           | 110.1                     | 114.1                                                | 115.0 |
| 7                                         | 149.9                           | 127.4                      | 114.9                                    | 95.3                                  | 131.0               | 129.1          | 207.6                           | 110.1                     | 114.1                                                | 114.9 |
| 8                                         | 149.9                           | 127.4                      | 114.9                                    | 95.3                                  | 131.0               | 129.1          | 207.6                           | 110.1                     | 114.1                                                | 114.2 |
| 9                                         | 149.9                           | 127.4                      | 114.9                                    | 95.3                                  | 131.0               | 129.1          | 207.6                           | 110.1                     | 114.1                                                | 113.4 |
| 10                                        | 149.9                           | 127.4                      | 114.9                                    | 95.3                                  | 131.0               | 129.1          | 207.6                           | 110.1                     | 114.1                                                | 111.9 |
| 11                                        | 149.9                           | 127.4                      | 114.9                                    | 95.3                                  | 131.0               | 129.1          | 207.6                           | 110.1                     | 114.1                                                | 110.2 |
| 12                                        | 149.9                           | 127.4                      | 114.9                                    | 95.3                                  | 131.0               | 129.1          | 207.6                           | 110.1                     | 114.1                                                | 108.7 |
| 2016年 1月                                  | 149.9                           | 127.4                      | 114.9                                    | 95.3                                  | 131.0               | 129.1          | 207.6                           | 110.1                     | 114.1                                                | 108.4 |
| 2                                         | 149.9                           | 127.4                      | 114.9                                    | 95.3                                  | 131.0               | 129.1          | 207.6                           | 110.1                     | 114.1                                                | 106.9 |
| 3                                         | 149.9                           | 127.4                      | 114.9                                    | 95.3                                  | 131.0               | 129.1          | 207.6                           | 110.1                     | 114.1                                                | 105.2 |

| 大・中分類<br>ウエイト(1万分比)<br>Weight (Per10,000) | 鉄 鋼 Iron & Steel           |                    |                                              |                                                                 | 非鉄金属               |                                               |                                      | 金属製品           |                                        |                                    |
|-------------------------------------------|----------------------------|--------------------|----------------------------------------------|-----------------------------------------------------------------|--------------------|-----------------------------------------------|--------------------------------------|----------------|----------------------------------------|------------------------------------|
|                                           | 熱間圧延鋼材<br>Hot rolled steel | 鋼 管<br>Steel pipes | 冷間・メッキ鋼材<br>Cold rolled steel & coated steel | 鋳鍛造品・他の鉄鋼製品<br>Casting products and other iron & steel products | Non-ferrous metals | 電線・ケーブル・光ファイバーケーブル<br>Electric wires & cables | その他の非鉄金属<br>Other non-ferrous metals | Metal products | 建設用金属製品<br>Constructing metal products | 建築用金属製品<br>Building metal products |
| 年月<br>YearMonth                           | 550                        | 144                | 75                                           | 64                                                              | 258                | 229                                           | 29                                   | 2,838          | 1,213                                  | 1,045                              |
| 2010年 平均                                  | 110.7                      | 117.9              | 107.1                                        | 127.2                                                           | 118.5              | 116.0                                         | 137.2                                | 112.7          | 121.1                                  | 103.7                              |
| 2011                                      | 116.1                      | 119.0              | 108.3                                        | 135.6                                                           | 127.3              | 125.8                                         | 139.2                                | 112.9          | 121.2                                  | 103.6                              |
| 2012                                      | 104.9                      | 114.9              | 104.8                                        | 142.0                                                           | 122.9              | 122.2                                         | 128.9                                | 113.0          | 121.5                                  | 103.6                              |
| 2013                                      | 111.0                      | 114.3              | 103.2                                        | 142.0                                                           | 131.2              | 130.4                                         | 137.2                                | 113.4          | 122.5                                  | 103.7                              |
| 2014                                      | 119.9                      | 116.9              | 106.2                                        | 142.0                                                           | 133.6              | 132.7                                         | 140.4                                | 116.0          | 127.0                                  | 104.8                              |
| 2015                                      | 110.7                      | 120.9              | 105.2                                        | 142.0                                                           | 129.9              | 128.7                                         | 139.4                                | 118.0          | 130.5                                  | 105.0                              |
| 2015年 3月                                  | 114.0                      | 120.6              | 105.7                                        | 142.0                                                           | 129.8              | 128.6                                         | 139.2                                | 118.0          | 130.5                                  | 105.0                              |
| 4                                         | 112.8                      | 120.6              | 105.7                                        | 142.0                                                           | 133.0              | 131.8                                         | 142.4                                | 118.0          | 130.5                                  | 105.0                              |
| 5                                         | 112.8                      | 121.1              | 105.7                                        | 142.0                                                           | 133.1              | 131.8                                         | 143.5                                | 118.0          | 130.5                                  | 105.0                              |
| 6                                         | 111.6                      | 121.1              | 105.7                                        | 142.0                                                           | 135.8              | 134.4                                         | 147.1                                | 118.0          | 130.4                                  | 105.0                              |
| 7                                         | 111.5                      | 121.1              | 105.3                                        | 142.0                                                           | 131.5              | 129.9                                         | 143.5                                | 118.0          | 130.4                                  | 105.0                              |
| 8                                         | 110.5                      | 121.1              | 105.1                                        | 142.0                                                           | 128.5              | 127.1                                         | 138.8                                | 118.2          | 130.9                                  | 105.0                              |
| 9                                         | 109.2                      | 121.1              | 104.7                                        | 142.0                                                           | 128.0              | 127.1                                         | 135.1                                | 118.3          | 131.2                                  | 105.0                              |
| 10                                        | 106.9                      | 121.1              | 104.7                                        | 142.0                                                           | 125.7              | 124.7                                         | 132.8                                | 118.3          | 131.1                                  | 105.0                              |
| 11                                        | 104.5                      | 121.0              | 104.3                                        | 142.0                                                           | 125.7              | 124.7                                         | 132.8                                | 118.3          | 130.9                                  | 105.0                              |
| 12                                        | 102.3                      | 121.0              | 103.8                                        | 142.0                                                           | 120.5              | 119.3                                         | 129.1                                | 118.4          | 130.9                                  | 105.0                              |
| 2016年 1月                                  | 101.9                      | 121.0              | 103.2                                        | 142.0                                                           | 120.1              | 119.3                                         | 125.7                                | 118.6          | 131.3                                  | 105.0                              |
| 2                                         | 99.7                       | 121.0              | 102.8                                        | 142.0                                                           | 117.5              | 116.8                                         | 123.0                                | 118.6          | 131.2                                  | 105.0                              |
| 3                                         | 97.4                       | 120.5              | 102.4                                        | 142.0                                                           | 117.6              | 116.8                                         | 123.4                                | 118.5          | 131.1                                  | 105.0                              |

2. 建設総合中分類別指数【広島(3)】

Construction general index by intermediate classification 【Hiroshima(3)】

平成17年平均=100  
2005 average=100

| 大・中分類<br>ウエイト(1万分比)<br>Weight (Per10,000) | 金属製品 Metal products                                   |                                         | 一般機械                         |                                            | 電気機械                          |                                     |                                             | 他の製造工業製品                        |                                     |                                                      |
|-------------------------------------------|-------------------------------------------------------|-----------------------------------------|------------------------------|--------------------------------------------|-------------------------------|-------------------------------------|---------------------------------------------|---------------------------------|-------------------------------------|------------------------------------------------------|
|                                           | ガス・石油・<br>暖厨房装置<br>Gas & oil<br>heating<br>appliances | その他の<br>金属製品<br>Other metal<br>products | 一般機械<br>General<br>machinery | 一般機械<br>General<br>industrial<br>machinery | 電気機械<br>Electric<br>machinery | 重電機器<br>Heavy electric<br>equipment | その他の<br>電気機械<br>Other electric<br>machinery | Other<br>industrial<br>products | プラスチック<br>製品<br>Plastic<br>products | その他の<br>製造工業製品<br>Other<br>manufacturing<br>products |
| 年月<br>YearMonth                           | 212                                                   | 368                                     | 173                          | 173                                        | 307                           | 54                                  | 253                                         | 490                             | 366                                 | 124                                                  |
| 2010 年 平均                                 | 100.7                                                 | 117.6                                   | 113.9                        | 113.9                                      | 104.8                         | 99.9                                | 105.9                                       | 106.1                           | 106.7                               | 104.2                                                |
| 2011                                      | 100.7                                                 | 119.0                                   | 114.2                        | 114.2                                      | 105.7                         | 100.6                               | 106.8                                       | 106.2                           | 106.8                               | 104.2                                                |
| 2012                                      | 100.7                                                 | 119.0                                   | 115.7                        | 115.7                                      | 107.4                         | 100.6                               | 108.8                                       | 106.5                           | 107.4                               | 104.1                                                |
| 2013                                      | 99.7                                                  | 119.0                                   | 115.7                        | 115.7                                      | 107.6                         | 100.6                               | 109.1                                       | 106.7                           | 107.7                               | 103.6                                                |
| 2014                                      | 99.4                                                  | 121.3                                   | 119.4                        | 119.4                                      | 107.6                         | 101.3                               | 108.9                                       | 107.4                           | 108.4                               | 104.5                                                |
| 2015                                      | 99.4                                                  | 124.8                                   | 124.8                        | 124.8                                      | 107.3                         | 106.0                               | 107.6                                       | 109.3                           | 109.4                               | 108.9                                                |
| 2015 年 3 月                                | 99.4                                                  | 124.5                                   | 123.9                        | 123.9                                      | 107.0                         | 104.2                               | 107.6                                       | 109.0                           | 109.1                               | 108.9                                                |
| 4                                         | 99.4                                                  | 124.5                                   | 123.9                        | 123.9                                      | 107.4                         | 106.7                               | 107.6                                       | 109.0                           | 109.1                               | 108.9                                                |
| 5                                         | 99.4                                                  | 124.5                                   | 123.9                        | 123.9                                      | 107.4                         | 106.7                               | 107.6                                       | 109.0                           | 109.1                               | 108.9                                                |
| 6                                         | 99.4                                                  | 124.5                                   | 123.9                        | 123.9                                      | 107.4                         | 106.7                               | 107.6                                       | 109.0                           | 109.1                               | 108.9                                                |
| 7                                         | 99.4                                                  | 124.5                                   | 123.9                        | 123.9                                      | 107.4                         | 106.7                               | 107.6                                       | 109.0                           | 109.1                               | 108.9                                                |
| 8                                         | 99.4                                                  | 124.7                                   | 123.9                        | 123.9                                      | 107.4                         | 106.7                               | 107.6                                       | 109.2                           | 109.4                               | 108.9                                                |
| 9                                         | 99.4                                                  | 124.7                                   | 126.8                        | 126.8                                      | 107.4                         | 106.7                               | 107.6                                       | 109.8                           | 110.1                               | 108.9                                                |
| 10                                        | 99.4                                                  | 125.2                                   | 126.8                        | 126.8                                      | 107.4                         | 106.7                               | 107.6                                       | 109.8                           | 110.1                               | 108.9                                                |
| 11                                        | 99.4                                                  | 125.2                                   | 126.8                        | 126.8                                      | 107.4                         | 106.7                               | 107.6                                       | 109.8                           | 110.1                               | 108.9                                                |
| 12                                        | 99.4                                                  | 126.5                                   | 126.8                        | 126.8                                      | 107.4                         | 106.7                               | 107.6                                       | 109.9                           | 110.2                               | 108.9                                                |
| 2016 年 1 月                                | 99.4                                                  | 126.7                                   | 126.8                        | 126.8                                      | 107.4                         | 106.7                               | 107.6                                       | 109.9                           | 110.2                               | 108.9                                                |
| 2                                         | 99.4                                                  | 126.7                                   | 126.8                        | 126.8                                      | 107.4                         | 106.7                               | 107.6                                       | 109.9                           | 110.2                               | 108.9                                                |
| 3                                         | 99.4                                                  | 126.6                                   | 126.8                        | 126.8                                      | 107.4                         | 106.7                               | 107.6                                       | 109.9                           | 110.2                               | 108.9                                                |

2. 建設総合中分類別指数【高松(1)】

Construction general index by intermediate classification 【Takamatsu(1)】

平成17年平均=100  
2005 average=100

| 大・中分類<br>ウエイト(1万分比)<br>Weight (Per10,000) | 建設総合<br>General | 農産物<br>Agricultural products |                              | 鉱産物<br>Mineral products         |                                 | 繊維製品<br>Textile products          |                                     |              | 紙・木製品<br>Paper & wood products |       |
|-------------------------------------------|-----------------|------------------------------|------------------------------|---------------------------------|---------------------------------|-----------------------------------|-------------------------------------|--------------|--------------------------------|-------|
|                                           |                 | 農産物<br>Agricultural products | 農産物<br>Agricultural products | 砂利・碎石<br>Gravel & crushed stone | 砂利・碎石<br>Gravel & crushed stone | 畳・わら加工品<br>Tatami & process straw | 繊維工業製品<br>Textile industry products | 製材<br>Lumber |                                |       |
| 年月<br>YearMonth                           | 10,000          | 71                           | 71                           | 397                             | 397                             | 88                                | 16                                  | 72           | 1,730                          | 496   |
| 2010年 平均                                  | 108.4           | 100.4                        | 100.4                        | 108.4                           | 108.4                           | 102.6                             | 100.0                               | 103.1        | 98.3                           | 94.5  |
| 2011                                      | 109.6           | 100.1                        | 100.1                        | 108.4                           | 108.4                           | 103.4                             | 102.9                               | 103.5        | 100.6                          | 96.0  |
| 2012                                      | 108.3           | 98.9                         | 98.9                         | 108.3                           | 108.3                           | 104.0                             | 105.0                               | 103.8        | 99.7                           | 96.0  |
| 2013                                      | 109.8           | 99.6                         | 99.6                         | 108.1                           | 108.1                           | 106.4                             | 106.9                               | 106.3        | 103.1                          | 97.1  |
| 2014                                      | 113.1           | 102.8                        | 102.8                        | 110.9                           | 110.9                           | 107.7                             | 113.3                               | 106.5        | 109.6                          | 109.3 |
| 2015                                      | 113.2           | 106.5                        | 106.5                        | 114.7                           | 114.7                           | 109.5                             | 115.1                               | 108.2        | 107.3                          | 102.5 |
| 2015年 3月                                  | 113.6           | 106.4                        | 106.4                        | 114.7                           | 114.7                           | 109.5                             | 115.3                               | 108.2        | 108.1                          | 104.5 |
| 4                                         | 113.5           | 106.4                        | 106.4                        | 114.7                           | 114.7                           | 109.5                             | 115.3                               | 108.2        | 107.8                          | 104.5 |
| 5                                         | 113.4           | 106.4                        | 106.4                        | 114.7                           | 114.7                           | 109.5                             | 115.3                               | 108.2        | 107.6                          | 104.5 |
| 6                                         | 113.4           | 106.6                        | 106.6                        | 114.7                           | 114.7                           | 109.5                             | 115.3                               | 108.2        | 107.5                          | 104.5 |
| 7                                         | 113.1           | 106.6                        | 106.6                        | 114.7                           | 114.7                           | 109.5                             | 115.3                               | 108.2        | 106.4                          | 100.6 |
| 8                                         | 113.0           | 106.6                        | 106.6                        | 114.7                           | 114.7                           | 109.5                             | 115.3                               | 108.2        | 106.4                          | 100.6 |
| 9                                         | 113.0           | 106.6                        | 106.6                        | 114.7                           | 114.7                           | 109.5                             | 115.3                               | 108.2        | 106.7                          | 100.6 |
| 10                                        | 112.8           | 106.6                        | 106.6                        | 114.7                           | 114.7                           | 109.5                             | 115.3                               | 108.2        | 106.8                          | 100.6 |
| 11                                        | 112.6           | 106.6                        | 106.6                        | 114.7                           | 114.7                           | 109.5                             | 115.3                               | 108.2        | 106.8                          | 100.6 |
| 12                                        | 112.4           | 106.6                        | 106.6                        | 114.7                           | 114.7                           | 109.5                             | 115.3                               | 108.2        | 106.9                          | 100.6 |
| 2016年 1月                                  | 112.2           | 106.6                        | 106.6                        | 114.7                           | 114.7                           | 109.5                             | 115.3                               | 108.2        | 106.9                          | 100.6 |
| 2                                         | 111.9           | 106.6                        | 106.6                        | 114.7                           | 114.7                           | 109.5                             | 115.3                               | 108.2        | 107.0                          | 100.6 |
| 3                                         | 111.7           | 106.6                        | 106.6                        | 114.7                           | 114.7                           | 109.5                             | 115.3                               | 108.2        | 106.9                          | 100.6 |

| 大・中分類<br>ウエイト(1万分比)<br>Weight (Per10,000) | 紙・木製品<br>Paper & wood products |                                       |                                              |                                          | 化学製品<br>Chemical products |                                     |                            | 石油製品・舗装材料<br>Petroleum products & paving materials |       |       |
|-------------------------------------------|--------------------------------|---------------------------------------|----------------------------------------------|------------------------------------------|---------------------------|-------------------------------------|----------------------------|----------------------------------------------------|-------|-------|
|                                           | 合板<br>Plywood                  | 建設用木製品等<br>Construction wood products | 家具・建具・装備品<br>Furniture & fixture & equipment | 紙・紙加工品<br>Paper & process paper products | 塗料<br>Paints              | その他の化学製品<br>Other chemical products | 石油製品<br>Petroleum products | 舗装材料<br>Paving materials                           |       |       |
| 年月<br>YearMonth                           | 267                            | 439                                   | 433                                          | 94                                       | 134                       | 94                                  | 40                         | 432                                                | 201   | 231   |
| 2010年 平均                                  | 91.4                           | 105.2                                 | 95.0                                         | 120.1                                    | 107.3                     | 104.9                               | 112.9                      | 122.3                                              | 116.3 | 127.5 |
| 2011                                      | 101.2                          | 105.2                                 | 95.0                                         | 126.8                                    | 107.3                     | 104.9                               | 112.9                      | 134.3                                              | 132.7 | 135.8 |
| 2012                                      | 94.3                           | 105.2                                 | 95.1                                         | 129.3                                    | 107.6                     | 104.9                               | 114.0                      | 137.1                                              | 135.3 | 138.7 |
| 2013                                      | 107.4                          | 105.3                                 | 96.2                                         | 144.7                                    | 107.7                     | 104.9                               | 114.2                      | 142.8                                              | 141.4 | 144.0 |
| 2014                                      | 117.5                          | 105.4                                 | 98.1                                         | 161.2                                    | 111.4                     | 110.1                               | 114.6                      | 148.1                                              | 148.2 | 148.0 |
| 2015                                      | 114.2                          | 105.4                                 | 98.4                                         | 162.3                                    | 117.6                     | 118.9                               | 114.6                      | 132.6                                              | 123.6 | 140.5 |
| 2015年 3月                                  | 115.8                          | 105.4                                 | 98.4                                         | 162.3                                    | 118.6                     | 120.3                               | 114.5                      | 134.1                                              | 122.2 | 144.4 |
| 4                                         | 113.7                          | 105.4                                 | 98.4                                         | 162.3                                    | 117.3                     | 118.5                               | 114.5                      | 131.8                                              | 124.8 | 138.0 |
| 5                                         | 112.7                          | 105.4                                 | 98.4                                         | 162.3                                    | 117.3                     | 118.5                               | 114.5                      | 131.8                                              | 124.8 | 138.0 |
| 6                                         | 111.7                          | 105.4                                 | 98.4                                         | 162.3                                    | 117.3                     | 118.5                               | 114.5                      | 132.2                                              | 125.6 | 138.0 |
| 7                                         | 112.0                          | 105.4                                 | 98.4                                         | 162.3                                    | 117.4                     | 118.5                               | 114.7                      | 134.8                                              | 128.9 | 140.0 |
| 8                                         | 112.0                          | 105.4                                 | 98.4                                         | 162.3                                    | 117.4                     | 118.5                               | 114.7                      | 133.2                                              | 125.4 | 140.0 |
| 9                                         | 113.9                          | 105.4                                 | 98.4                                         | 162.3                                    | 117.4                     | 118.5                               | 114.7                      | 131.5                                              | 121.8 | 140.0 |
| 10                                        | 114.8                          | 105.4                                 | 98.4                                         | 162.3                                    | 117.4                     | 118.5                               | 114.7                      | 130.0                                              | 119.1 | 139.6 |
| 11                                        | 114.8                          | 105.4                                 | 98.4                                         | 162.3                                    | 117.4                     | 118.5                               | 114.7                      | 129.2                                              | 117.2 | 139.6 |
| 12                                        | 115.1                          | 105.4                                 | 98.4                                         | 162.3                                    | 117.4                     | 118.5                               | 114.8                      | 128.8                                              | 116.8 | 139.2 |
| 2016年 1月                                  | 115.6                          | 105.4                                 | 98.4                                         | 162.3                                    | 117.4                     | 118.5                               | 114.8                      | 123.9                                              | 109.6 | 136.4 |
| 2                                         | 116.0                          | 105.4                                 | 98.4                                         | 162.3                                    | 117.4                     | 118.5                               | 114.8                      | 120.9                                              | 103.1 | 136.4 |
| 3                                         | 115.6                          | 105.4                                 | 98.4                                         | 162.3                                    | 118.0                     | 118.5                               | 116.8                      | 119.5                                              | 100.0 | 136.4 |

2. 建設総合中分類別指数【高松(2)】

Construction general index by intermediate classification 【Takamatsu(2)】

平成17年平均=100  
2005 average=100

| 大・中分類                            |                 | 窯業・土石製品                               |                        |                                |                                |              |         |                         |                    | 鉄 鋼   |                                                |
|----------------------------------|-----------------|---------------------------------------|------------------------|--------------------------------|--------------------------------|--------------|---------|-------------------------|--------------------|-------|------------------------------------------------|
| ウエイト(1万分比)<br>Weight (Per10,000) | 年月<br>YearMonth | 耐火物                                   | 他の建設用<br>土石製品          | ガラス・<br>ガラス製品                  | 陶磁器                            | セメント         | 生コンクリート | セメント製品                  | その他の窯業<br>・土石製品    | 鉄 鋼   |                                                |
|                                  |                 | Ceramics,<br>stone & clay<br>products | Fire proof<br>products | Other stone &<br>clay products | Glass &<br>related<br>products | Ceramic ware | Cement  | Ready mixed<br>concrete | Cement<br>products |       | Other<br>ceramics,<br>stone & clay<br>products |
|                                  |                 | 2,248                                 | 39                     | 127                            | 63                             | 158          | 55      | 863                     | 798                | 144   | 833                                            |
|                                  | 2010 年 平均       | 106.6                                 | 119.1                  | 104.1                          | 98.2                           | 114.4        | 115.0   | 109.5                   | 101.9              | 106.4 | 113.2                                          |
|                                  | 2011            | 104.5                                 | 119.1                  | 107.7                          | 97.9                           | 114.4        | 115.0   | 103.4                   | 101.9              | 106.7 | 118.2                                          |
|                                  | 2012            | 101.6                                 | 119.1                  | 108.0                          | 97.3                           | 118.1        | 115.0   | 95.1                    | 101.9              | 107.9 | 110.7                                          |
|                                  | 2013            | 101.3                                 | 119.1                  | 108.2                          | 95.2                           | 126.0        | 115.0   | 92.7                    | 101.8              | 108.7 | 114.3                                          |
|                                  | 2014            | 102.0                                 | 119.8                  | 110.2                          | 95.7                           | 130.2        | 115.0   | 93.4                    | 101.8              | 109.5 | 122.7                                          |
|                                  | 2015            | 105.5                                 | 127.4                  | 110.2                          | 96.5                           | 131.0        | 115.0   | 100.4                   | 103.0              | 111.8 | 116.1                                          |
|                                  | 2015 年 3 月      | 105.5                                 | 127.4                  | 110.2                          | 96.5                           | 131.0        | 115.0   | 100.4                   | 103.2              | 111.4 | 118.9                                          |
|                                  | 4               | 105.5                                 | 127.4                  | 110.2                          | 96.5                           | 131.0        | 115.0   | 100.4                   | 103.2              | 111.4 | 118.1                                          |
|                                  | 5               | 105.5                                 | 127.4                  | 110.2                          | 96.5                           | 131.0        | 115.0   | 100.4                   | 103.2              | 111.4 | 117.5                                          |
|                                  | 6               | 105.6                                 | 127.4                  | 110.2                          | 96.5                           | 131.0        | 115.0   | 100.4                   | 103.2              | 112.1 | 116.7                                          |
|                                  | 7               | 105.6                                 | 127.4                  | 110.2                          | 96.5                           | 131.0        | 115.0   | 100.4                   | 103.2              | 112.1 | 115.9                                          |
|                                  | 8               | 105.6                                 | 127.4                  | 110.2                          | 96.5                           | 131.0        | 115.0   | 100.4                   | 103.2              | 112.1 | 115.1                                          |
|                                  | 9               | 105.6                                 | 127.4                  | 110.2                          | 96.5                           | 131.0        | 115.0   | 100.4                   | 103.2              | 112.1 | 114.2                                          |
|                                  | 10              | 105.6                                 | 127.4                  | 110.2                          | 96.5                           | 131.0        | 115.0   | 100.4                   | 103.2              | 112.1 | 113.3                                          |
|                                  | 11              | 105.6                                 | 127.4                  | 110.2                          | 96.5                           | 131.0        | 115.0   | 100.4                   | 103.2              | 112.1 | 111.8                                          |
|                                  | 12              | 105.6                                 | 127.4                  | 110.2                          | 96.5                           | 131.0        | 115.0   | 100.4                   | 103.2              | 112.1 | 110.2                                          |
|                                  | 2016 年 1 月      | 105.6                                 | 127.4                  | 110.2                          | 96.5                           | 131.0        | 115.0   | 100.4                   | 103.2              | 112.1 | 109.9                                          |
|                                  | 2               | 105.6                                 | 127.4                  | 110.2                          | 96.5                           | 131.0        | 115.0   | 100.4                   | 103.2              | 112.1 | 108.4                                          |
|                                  | 3               | 105.6                                 | 127.4                  | 110.2                          | 96.5                           | 131.0        | 115.0   | 100.4                   | 103.4              | 112.1 | 106.7                                          |

| 大・中分類                            |                 | 鉄 鋼 Iron & Steel    |             |                                        |                                                           | 非鉄金属                          |                            |                                | 金属製品                   |                                |                            |
|----------------------------------|-----------------|---------------------|-------------|----------------------------------------|-----------------------------------------------------------|-------------------------------|----------------------------|--------------------------------|------------------------|--------------------------------|----------------------------|
| ウエイト(1万分比)<br>Weight (Per10,000) | 年月<br>YearMonth | 熱間圧延<br>鋼 材         | 鋼 管         | 冷間・メッキ<br>鋼 材                          | 鋳鍛造品・<br>他の鉄鋼製品                                           | 非鉄金属<br>Non-ferrous<br>metals | 電線・ケーブル・<br>光ファイバーケーブル     | その他の<br>非鉄金属                   | 金属製品<br>Metal products | 建設用<br>金属製品                    | 建築用<br>金属製品                |
|                                  |                 | Hot rolled<br>steel | Steel pipes | Cold rolled<br>steel &<br>coated steel | Casting<br>products and<br>other iron & steel<br>products |                               | Electric wires<br>& cables | Other<br>non-ferrous<br>metals |                        | Constructing<br>metal products | Building metal<br>products |
|                                  |                 | 550                 | 144         | 75                                     | 64                                                        | 258                           | 229                        | 29                             | 2,838                  | 1,213                          | 1,045                      |
|                                  | 2010 年 平均       | 111.4               | 117.4       | 106.8                                  | 127.2                                                     | 119.9                         | 117.6                      | 137.2                          | 112.3                  | 120.8                          | 102.9                      |
|                                  | 2011            | 117.7               | 118.9       | 107.7                                  | 133.8                                                     | 128.8                         | 127.5                      | 139.2                          | 112.6                  | 121.2                          | 102.7                      |
|                                  | 2012            | 107.0               | 115.1       | 103.9                                  | 140.3                                                     | 124.3                         | 123.7                      | 128.9                          | 112.7                  | 121.5                          | 102.7                      |
|                                  | 2013            | 112.9               | 114.4       | 102.5                                  | 140.3                                                     | 132.1                         | 131.4                      | 137.2                          | 113.1                  | 122.6                          | 102.8                      |
|                                  | 2014            | 124.3               | 116.9       | 106.6                                  | 140.3                                                     | 134.4                         | 133.7                      | 140.4                          | 115.8                  | 127.1                          | 103.9                      |
|                                  | 2015            | 113.4               | 120.9       | 105.6                                  | 140.3                                                     | 130.7                         | 129.6                      | 139.4                          | 117.9                  | 130.8                          | 104.1                      |
|                                  | 2015 年 3 月      | 117.8               | 120.5       | 106.1                                  | 140.3                                                     | 130.7                         | 129.6                      | 139.2                          | 117.9                  | 130.9                          | 104.1                      |
|                                  | 4               | 116.6               | 120.5       | 106.1                                  | 140.3                                                     | 133.9                         | 132.8                      | 142.4                          | 117.9                  | 130.9                          | 104.1                      |
|                                  | 5               | 115.5               | 121.0       | 106.1                                  | 140.3                                                     | 134.1                         | 132.8                      | 143.5                          | 117.8                  | 130.8                          | 104.1                      |
|                                  | 6               | 114.3               | 121.0       | 106.1                                  | 140.3                                                     | 136.9                         | 135.5                      | 147.1                          | 117.8                  | 130.8                          | 104.1                      |
|                                  | 7               | 113.2               | 121.0       | 105.7                                  | 140.3                                                     | 132.3                         | 130.8                      | 143.5                          | 117.8                  | 130.8                          | 104.1                      |
|                                  | 8               | 111.9               | 121.0       | 105.5                                  | 140.3                                                     | 129.2                         | 128.0                      | 138.8                          | 118.0                  | 131.2                          | 104.1                      |
|                                  | 9               | 110.7               | 121.0       | 105.1                                  | 140.3                                                     | 128.8                         | 128.0                      | 135.1                          | 118.2                  | 131.6                          | 104.1                      |
|                                  | 10              | 109.3               | 121.0       | 105.1                                  | 140.3                                                     | 126.4                         | 125.6                      | 132.8                          | 118.2                  | 131.4                          | 104.1                      |
|                                  | 11              | 107.0               | 121.0       | 104.7                                  | 140.3                                                     | 126.4                         | 125.6                      | 132.8                          | 118.1                  | 131.3                          | 104.1                      |
|                                  | 12              | 104.7               | 121.0       | 104.3                                  | 140.3                                                     | 120.9                         | 119.9                      | 129.1                          | 118.3                  | 131.2                          | 104.1                      |
|                                  | 2016 年 1 月      | 104.4               | 121.0       | 103.2                                  | 140.3                                                     | 120.5                         | 119.9                      | 125.7                          | 118.5                  | 131.7                          | 104.1                      |
|                                  | 2               | 102.1               | 121.0       | 102.8                                  | 140.3                                                     | 118.0                         | 117.4                      | 123.0                          | 118.4                  | 131.6                          | 104.1                      |
|                                  | 3               | 99.8                | 120.5       | 102.4                                  | 140.3                                                     | 118.1                         | 117.4                      | 123.4                          | 118.4                  | 131.5                          | 104.1                      |

2. 建設総合中分類別指数【高松(3)】

Construction general index by intermediate classification 【Takamatsu(3)】

平成17年平均=100  
2005 average=100

| 大・中分類<br>ウエイト(1万分比)<br>Weight (Per10,000) | 金属製品 Metal products                                   |                                         | 一般機械                         |                                            | 電気機械                          |                                     |                                             | 他の製造工業製品                        |                                     |                                                      |
|-------------------------------------------|-------------------------------------------------------|-----------------------------------------|------------------------------|--------------------------------------------|-------------------------------|-------------------------------------|---------------------------------------------|---------------------------------|-------------------------------------|------------------------------------------------------|
|                                           | ガス・石油・<br>暖厨房装置<br>Gas & oil<br>heating<br>appliances | その他の<br>金属製品<br>Other metal<br>products | 一般機械<br>General<br>machinery | 一般機械<br>General<br>industrial<br>machinery | 電気機械<br>Electric<br>machinery | 重電機器<br>Heavy electric<br>equipment | その他の<br>電気機械<br>Other electric<br>machinery | Other<br>industrial<br>products | プラスチック<br>製品<br>Plastic<br>products | その他の<br>製造工業製品<br>Other<br>manufacturing<br>products |
| 年月<br>YearMonth                           | 212                                                   | 368                                     | 173                          | 173                                        | 307                           | 54                                  | 253                                         | 490                             | 366                                 | 124                                                  |
| 2010 年 平均                                 | 100.7                                                 | 117.6                                   | 113.9                        | 113.9                                      | 104.8                         | 99.9                                | 105.9                                       | 106.2                           | 106.9                               | 104.2                                                |
| 2011                                      | 100.7                                                 | 119.0                                   | 114.3                        | 114.3                                      | 105.7                         | 100.6                               | 106.8                                       | 106.3                           | 107.0                               | 104.2                                                |
| 2012                                      | 100.7                                                 | 119.0                                   | 115.8                        | 115.8                                      | 107.4                         | 100.6                               | 108.8                                       | 106.7                           | 107.5                               | 104.1                                                |
| 2013                                      | 99.7                                                  | 119.1                                   | 115.8                        | 115.8                                      | 107.6                         | 100.6                               | 109.1                                       | 106.8                           | 107.9                               | 103.6                                                |
| 2014                                      | 99.4                                                  | 121.3                                   | 119.5                        | 119.5                                      | 107.6                         | 101.3                               | 108.9                                       | 107.5                           | 108.5                               | 104.5                                                |
| 2015                                      | 99.4                                                  | 124.9                                   | 124.8                        | 124.8                                      | 107.3                         | 106.0                               | 107.6                                       | 109.4                           | 109.6                               | 108.9                                                |
| 2015 年 3 月                                | 99.4                                                  | 124.5                                   | 123.9                        | 123.9                                      | 107.0                         | 104.2                               | 107.6                                       | 109.1                           | 109.2                               | 108.9                                                |
| 4                                         | 99.4                                                  | 124.5                                   | 123.9                        | 123.9                                      | 107.4                         | 106.7                               | 107.6                                       | 109.1                           | 109.2                               | 108.9                                                |
| 5                                         | 99.4                                                  | 124.5                                   | 123.9                        | 123.9                                      | 107.4                         | 106.7                               | 107.6                                       | 109.1                           | 109.2                               | 108.9                                                |
| 6                                         | 99.4                                                  | 124.5                                   | 123.9                        | 123.9                                      | 107.4                         | 106.7                               | 107.6                                       | 109.1                           | 109.2                               | 108.9                                                |
| 7                                         | 99.4                                                  | 124.5                                   | 123.9                        | 123.9                                      | 107.4                         | 106.7                               | 107.6                                       | 109.1                           | 109.2                               | 108.9                                                |
| 8                                         | 99.4                                                  | 124.8                                   | 123.9                        | 123.9                                      | 107.4                         | 106.7                               | 107.6                                       | 109.4                           | 109.5                               | 108.9                                                |
| 9                                         | 99.4                                                  | 124.8                                   | 126.8                        | 126.8                                      | 107.4                         | 106.7                               | 107.6                                       | 109.9                           | 110.2                               | 108.9                                                |
| 10                                        | 99.4                                                  | 125.2                                   | 126.8                        | 126.8                                      | 107.4                         | 106.7                               | 107.6                                       | 109.9                           | 110.2                               | 108.9                                                |
| 11                                        | 99.4                                                  | 125.2                                   | 126.8                        | 126.8                                      | 107.4                         | 106.7                               | 107.6                                       | 109.9                           | 110.2                               | 108.9                                                |
| 12                                        | 99.4                                                  | 126.5                                   | 126.8                        | 126.8                                      | 107.4                         | 106.7                               | 107.6                                       | 110.0                           | 110.3                               | 108.9                                                |
| 2016 年 1 月                                | 99.4                                                  | 126.7                                   | 126.8                        | 126.8                                      | 107.4                         | 106.7                               | 107.6                                       | 110.0                           | 110.3                               | 108.9                                                |
| 2                                         | 99.4                                                  | 126.7                                   | 126.8                        | 126.8                                      | 107.4                         | 106.7                               | 107.6                                       | 110.0                           | 110.3                               | 108.9                                                |
| 3                                         | 99.4                                                  | 126.7                                   | 126.8                        | 126.8                                      | 107.4                         | 106.7                               | 107.6                                       | 110.0                           | 110.3                               | 108.9                                                |

2. 建設総合中分類別指数【新潟(1)】

Construction general index by intermediate classification 【Niigata(1)】

平成17年平均=100  
2005 average=100

| 大・中分類<br>ウエイト(1万分比)<br>Weight (Per10,000) | 建設総合<br>General | 農産物<br>Agricultural products |                              | 鉱産物<br>Mineral products         |                                 | 繊維製品<br>Textile products          |                                     |              | 紙・木製品<br>Paper & wood products |       |
|-------------------------------------------|-----------------|------------------------------|------------------------------|---------------------------------|---------------------------------|-----------------------------------|-------------------------------------|--------------|--------------------------------|-------|
|                                           |                 | 農産物<br>Agricultural products | 農産物<br>Agricultural products | 砂利・碎石<br>Gravel & crushed stone | 砂利・碎石<br>Gravel & crushed stone | 畳・わら加工品<br>Tatami & process straw | 繊維工業製品<br>Textile industry products | 製材<br>Lumber |                                |       |
| 年月<br>YearMonth                           | 10,000          | 71                           | 71                           | 397                             | 397                             | 88                                | 16                                  | 72           | 1,730                          | 496   |
| 2010年 平均                                  | 109.9           | 100.0                        | 100.0                        | 104.7                           | 104.7                           | 102.6                             | 100.4                               | 103.1        | 99.2                           | 94.1  |
| 2011                                      | 110.9           | 100.0                        | 100.0                        | 104.7                           | 104.7                           | 103.4                             | 103.3                               | 103.5        | 101.5                          | 95.1  |
| 2012                                      | 110.4           | 100.3                        | 100.3                        | 106.4                           | 106.4                           | 104.1                             | 105.3                               | 103.8        | 100.4                          | 95.4  |
| 2013                                      | 113.2           | 103.0                        | 103.0                        | 110.4                           | 110.4                           | 106.6                             | 108.2                               | 106.3        | 104.3                          | 96.6  |
| 2014                                      | 117.6           | 107.8                        | 107.8                        | 119.2                           | 119.2                           | 108.8                             | 119.2                               | 106.5        | 110.3                          | 107.1 |
| 2015                                      | 117.4           | 110.4                        | 110.4                        | 124.9                           | 124.9                           | 110.7                             | 121.8                               | 108.2        | 107.7                          | 100.3 |
| 2015年 3月                                  | 117.9           | 110.3                        | 110.3                        | 124.9                           | 124.9                           | 110.7                             | 121.9                               | 108.2        | 108.7                          | 103.3 |
| 4                                         | 117.6           | 110.3                        | 110.3                        | 124.9                           | 124.9                           | 110.7                             | 121.9                               | 108.2        | 108.0                          | 102.0 |
| 5                                         | 117.5           | 110.3                        | 110.3                        | 124.9                           | 124.9                           | 110.7                             | 121.9                               | 108.2        | 107.9                          | 102.0 |
| 6                                         | 117.6           | 110.5                        | 110.5                        | 124.9                           | 124.9                           | 110.7                             | 121.9                               | 108.2        | 107.8                          | 102.0 |
| 7                                         | 117.4           | 110.5                        | 110.5                        | 124.9                           | 124.9                           | 110.7                             | 121.9                               | 108.2        | 106.7                          | 98.1  |
| 8                                         | 117.3           | 110.5                        | 110.5                        | 124.9                           | 124.9                           | 110.7                             | 121.9                               | 108.2        | 107.1                          | 98.1  |
| 9                                         | 117.2           | 110.5                        | 110.5                        | 124.9                           | 124.9                           | 110.7                             | 121.9                               | 108.2        | 107.3                          | 98.1  |
| 10                                        | 117.0           | 110.5                        | 110.5                        | 124.9                           | 124.9                           | 110.7                             | 121.9                               | 108.2        | 107.3                          | 98.1  |
| 11                                        | 116.9           | 110.5                        | 110.5                        | 124.9                           | 124.9                           | 110.7                             | 121.9                               | 108.2        | 107.3                          | 98.1  |
| 12                                        | 116.6           | 110.5                        | 110.5                        | 124.9                           | 124.9                           | 110.7                             | 121.9                               | 108.2        | 107.3                          | 98.1  |
| 2016年 1月                                  | 116.5           | 110.5                        | 110.5                        | 124.9                           | 124.9                           | 110.7                             | 121.9                               | 108.2        | 107.4                          | 98.1  |
| 2                                         | 116.3           | 110.5                        | 110.5                        | 124.9                           | 124.9                           | 110.7                             | 121.9                               | 108.2        | 107.5                          | 98.1  |
| 3                                         | 116.1           | 110.5                        | 110.5                        | 124.9                           | 124.9                           | 110.7                             | 121.9                               | 108.2        | 107.4                          | 98.1  |

| 大・中分類<br>ウエイト(1万分比)<br>Weight (Per10,000) | 紙・木製品<br>Paper & wood products |                                       |                                                  |                                          | 化学製品<br>Chemical products |                                     |                            | 石油製品・舗装材料<br>Petroleum products & paving materials |       |       |
|-------------------------------------------|--------------------------------|---------------------------------------|--------------------------------------------------|------------------------------------------|---------------------------|-------------------------------------|----------------------------|----------------------------------------------------|-------|-------|
|                                           | 合板<br>Plywood                  | 建設用木製品等<br>Construction wood products | 家具・建具・<br>装備品<br>Furniture & fixture & equipment | 紙・紙加工品<br>Paper & process paper products | 塗料<br>Paints              | その他の化学製品<br>Other chemical products | 石油製品<br>Petroleum products | 舗装材料<br>Paving materials                           |       |       |
| 年月<br>YearMonth                           | 267                            | 439                                   | 433                                              | 94                                       | 134                       | 94                                  | 40                         | 432                                                | 201   | 231   |
| 2010年 平均                                  | 97.7                           | 105.3                                 | 95.0                                             | 120.7                                    | 106.4                     | 104.9                               | 109.8                      | 123.0                                              | 118.0 | 127.4 |
| 2011                                      | 109.1                          | 105.3                                 | 95.0                                             | 125.4                                    | 106.3                     | 104.9                               | 109.4                      | 134.6                                              | 132.7 | 136.2 |
| 2012                                      | 101.5                          | 105.3                                 | 95.1                                             | 126.3                                    | 106.6                     | 104.9                               | 110.4                      | 136.9                                              | 135.5 | 138.1 |
| 2013                                      | 116.8                          | 105.3                                 | 96.2                                             | 141.3                                    | 106.5                     | 104.9                               | 110.1                      | 145.8                                              | 143.2 | 148.0 |
| 2014                                      | 127.7                          | 105.4                                 | 98.1                                             | 157.4                                    | 110.8                     | 110.1                               | 112.4                      | 151.8                                              | 149.3 | 153.9 |
| 2015                                      | 122.6                          | 105.4                                 | 98.4                                             | 158.5                                    | 117.0                     | 118.9                               | 112.6                      | 133.6                                              | 120.3 | 145.3 |
| 2015年 3月                                  | 123.1                          | 105.4                                 | 98.4                                             | 158.5                                    | 118.0                     | 120.3                               | 112.5                      | 137.3                                              | 123.1 | 149.7 |
| 4                                         | 121.2                          | 105.4                                 | 98.4                                             | 158.5                                    | 116.7                     | 118.5                               | 112.5                      | 132.4                                              | 120.7 | 142.6 |
| 5                                         | 120.8                          | 105.4                                 | 98.4                                             | 158.5                                    | 116.7                     | 118.5                               | 112.5                      | 132.4                                              | 120.7 | 142.6 |
| 6                                         | 119.7                          | 105.4                                 | 98.4                                             | 158.5                                    | 116.7                     | 118.5                               | 112.5                      | 132.5                                              | 120.8 | 142.6 |
| 7                                         | 120.0                          | 105.4                                 | 98.4                                             | 158.5                                    | 116.8                     | 118.5                               | 112.8                      | 134.4                                              | 122.8 | 144.6 |
| 8                                         | 122.3                          | 105.4                                 | 98.4                                             | 158.5                                    | 116.8                     | 118.5                               | 112.8                      | 133.7                                              | 121.3 | 144.6 |
| 9                                         | 123.8                          | 105.4                                 | 98.4                                             | 158.5                                    | 116.8                     | 118.5                               | 112.8                      | 131.1                                              | 115.7 | 144.6 |
| 10                                        | 123.8                          | 105.4                                 | 98.4                                             | 158.5                                    | 116.8                     | 118.5                               | 112.8                      | 130.4                                              | 114.6 | 144.2 |
| 11                                        | 123.8                          | 105.4                                 | 98.4                                             | 158.5                                    | 116.8                     | 118.5                               | 112.8                      | 130.3                                              | 114.4 | 144.2 |
| 12                                        | 123.7                          | 105.4                                 | 98.4                                             | 158.5                                    | 116.8                     | 118.5                               | 112.8                      | 130.0                                              | 113.8 | 144.2 |
| 2016年 1月                                  | 124.7                          | 105.4                                 | 98.4                                             | 158.5                                    | 116.8                     | 118.5                               | 112.8                      | 126.3                                              | 109.7 | 140.7 |
| 2                                         | 125.2                          | 105.4                                 | 98.4                                             | 158.5                                    | 116.8                     | 118.5                               | 112.8                      | 122.6                                              | 101.8 | 140.7 |
| 3                                         | 124.8                          | 105.4                                 | 98.4                                             | 158.5                                    | 116.8                     | 118.5                               | 112.8                      | 121.6                                              | 99.7  | 140.7 |



2. 建設総合中分類別指数【新潟(2)】

Construction general index by intermediate classification 【Niigata(2)】

平成17年平均=100  
2005 average=100

| 大・中分類                            |                 | 窯業・土石製品                               |                        |                                |                                |              |         |                         |                    | 鉄 鋼   |                                                |
|----------------------------------|-----------------|---------------------------------------|------------------------|--------------------------------|--------------------------------|--------------|---------|-------------------------|--------------------|-------|------------------------------------------------|
| ウエイト(1万分比)<br>Weight (Per10,000) | 年月<br>YearMonth | 耐火物                                   | 他の建設用<br>土石製品          | ガラス・<br>ガラス製品                  | 陶磁器                            | セメント         | 生コンクリート | セメント製品                  | その他の窯業<br>・土石製品    | 鉄 鋼   |                                                |
|                                  |                 | Ceramics,<br>stone & clay<br>products | Fire proof<br>products | Other stone &<br>clay products | Glass &<br>related<br>products | Ceramic ware | Cement  | Ready mixed<br>concrete | Cement<br>products |       | Other<br>ceramics,<br>stone & clay<br>products |
|                                  |                 | 2,248                                 | 39                     | 127                            | 63                             | 158          | 55      | 863                     | 798                | 144   | 833                                            |
|                                  | 2010 年 平均       | 114.0                                 | 119.5                  | 105.8                          | 99.6                           | 114.4        | 114.3   | 125.1                   | 105.3              | 107.9 | 111.2                                          |
|                                  | 2011            | 111.2                                 | 119.5                  | 109.2                          | 99.3                           | 114.4        | 114.3   | 117.2                   | 105.2              | 108.2 | 115.8                                          |
|                                  | 2012            | 110.6                                 | 119.5                  | 109.5                          | 98.6                           | 118.1        | 114.3   | 114.4                   | 105.6              | 110.3 | 110.3                                          |
|                                  | 2013            | 115.5                                 | 119.5                  | 109.7                          | 96.2                           | 126.0        | 114.3   | 124.5                   | 106.6              | 112.0 | 113.0                                          |
|                                  | 2014            | 120.2                                 | 120.2                  | 111.7                          | 96.6                           | 130.2        | 116.8   | 132.3                   | 109.9              | 113.6 | 120.0                                          |
|                                  | 2015            | 122.7                                 | 127.9                  | 111.7                          | 97.5                           | 131.0        | 119.4   | 135.6                   | 111.9              | 117.6 | 113.9                                          |
|                                  | 2015 年 3 月      | 122.8                                 | 127.9                  | 111.7                          | 97.5                           | 131.0        | 119.4   | 136.0                   | 111.8              | 117.2 | 116.3                                          |
|                                  | 4               | 122.8                                 | 127.9                  | 111.7                          | 97.5                           | 131.0        | 119.4   | 136.0                   | 111.8              | 117.2 | 115.6                                          |
|                                  | 5               | 122.8                                 | 127.9                  | 111.7                          | 97.5                           | 131.0        | 119.4   | 136.0                   | 111.8              | 117.2 | 115.0                                          |
|                                  | 6               | 122.9                                 | 127.9                  | 111.7                          | 97.5                           | 131.0        | 119.4   | 136.0                   | 111.8              | 118.0 | 115.0                                          |
|                                  | 7               | 122.9                                 | 127.9                  | 111.7                          | 97.5                           | 131.0        | 119.4   | 136.0                   | 111.8              | 118.0 | 114.9                                          |
|                                  | 8               | 122.9                                 | 127.9                  | 111.7                          | 97.5                           | 131.0        | 119.4   | 136.0                   | 111.8              | 118.0 | 113.4                                          |
|                                  | 9               | 123.0                                 | 127.9                  | 111.7                          | 97.5                           | 131.0        | 119.4   | 136.0                   | 112.2              | 118.0 | 112.5                                          |
|                                  | 10              | 123.0                                 | 127.9                  | 111.7                          | 97.5                           | 131.0        | 119.4   | 136.0                   | 112.2              | 118.0 | 110.9                                          |
|                                  | 11              | 123.0                                 | 127.9                  | 111.7                          | 97.5                           | 131.0        | 119.4   | 136.0                   | 112.2              | 118.0 | 109.7                                          |
|                                  | 12              | 123.0                                 | 127.9                  | 111.7                          | 97.5                           | 131.0        | 119.4   | 136.0                   | 112.2              | 118.0 | 108.1                                          |
|                                  | 2016 年 1 月      | 123.0                                 | 127.9                  | 111.7                          | 97.5                           | 131.0        | 119.4   | 136.0                   | 112.2              | 118.0 | 108.0                                          |
|                                  | 2               | 123.0                                 | 127.9                  | 111.7                          | 97.5                           | 131.0        | 119.4   | 136.0                   | 112.2              | 118.0 | 107.2                                          |
|                                  | 3               | 123.0                                 | 127.9                  | 111.7                          | 97.5                           | 131.0        | 119.4   | 136.0                   | 112.2              | 118.0 | 106.4                                          |

| 大・中分類                            |                 | 鉄 鋼 Iron & Steel    |             |                                        |                                                           | 非鉄金属                          |                            |                                | 金属製品                   |                                |                            |
|----------------------------------|-----------------|---------------------|-------------|----------------------------------------|-----------------------------------------------------------|-------------------------------|----------------------------|--------------------------------|------------------------|--------------------------------|----------------------------|
| ウエイト(1万分比)<br>Weight (Per10,000) | 年月<br>YearMonth | 熱間圧延<br>鋼 材         | 鋼 管         | 冷間・メッキ<br>鋼 材                          | 鋳鍛造品・<br>他の鉄鋼製品                                           | 非鉄金属<br>Non-ferrous<br>metals | 電線・ケーブル・<br>光ファイバーケーブル     | その他の<br>非鉄金属                   | 金属製品<br>Metal products | 建設用<br>金属製品                    | 建築用<br>金属製品                |
|                                  |                 | Hot rolled<br>steel | Steel pipes | Cold rolled<br>steel &<br>coated steel | Casting<br>products and<br>other iron & steel<br>products |                               | Electric wires<br>& cables | Other<br>non-ferrous<br>metals |                        | Constructing<br>metal products | Building metal<br>products |
|                                  |                 | 550                 | 144         | 75                                     | 64                                                        | 258                           | 229                        | 29                             | 2,838                  | 1,213                          | 1,045                      |
|                                  | 2010 年 平均       | 108.5               | 117.7       | 105.2                                  | 127.3                                                     | 120.3                         | 118.2                      | 136.7                          | 112.3                  | 120.6                          | 103.2                      |
|                                  | 2011            | 113.6               | 119.6       | 108.1                                  | 135.6                                                     | 129.3                         | 128.0                      | 138.7                          | 112.5                  | 120.7                          | 103.0                      |
|                                  | 2012            | 105.6               | 116.2       | 106.3                                  | 142.1                                                     | 124.7                         | 124.2                      | 128.4                          | 112.7                  | 121.1                          | 103.0                      |
|                                  | 2013            | 110.1               | 115.7       | 104.1                                  | 142.1                                                     | 132.6                         | 132.0                      | 136.7                          | 113.1                  | 122.2                          | 103.1                      |
|                                  | 2014            | 119.8               | 118.1       | 106.2                                  | 142.1                                                     | 135.0                         | 134.3                      | 139.9                          | 115.8                  | 126.9                          | 104.2                      |
|                                  | 2015            | 109.6               | 122.0       | 105.7                                  | 142.1                                                     | 131.1                         | 130.1                      | 138.9                          | 117.7                  | 130.2                          | 104.4                      |
|                                  | 2015 年 3 月      | 113.3               | 121.6       | 105.9                                  | 142.1                                                     | 131.1                         | 130.2                      | 138.7                          | 117.7                  | 130.3                          | 104.4                      |
|                                  | 4               | 112.2               | 121.6       | 105.9                                  | 142.1                                                     | 134.4                         | 133.4                      | 141.9                          | 117.7                  | 130.3                          | 104.4                      |
|                                  | 5               | 111.2               | 122.1       | 105.9                                  | 142.1                                                     | 134.5                         | 133.4                      | 143.0                          | 117.7                  | 130.2                          | 104.4                      |
|                                  | 6               | 111.2               | 122.1       | 105.9                                  | 142.1                                                     | 137.3                         | 136.1                      | 146.6                          | 117.7                  | 130.2                          | 104.4                      |
|                                  | 7               | 111.2               | 122.1       | 105.5                                  | 142.1                                                     | 132.7                         | 131.4                      | 143.0                          | 117.7                  | 130.2                          | 104.4                      |
|                                  | 8               | 108.9               | 122.1       | 105.4                                  | 142.1                                                     | 129.6                         | 128.5                      | 138.3                          | 117.8                  | 130.5                          | 104.4                      |
|                                  | 9               | 107.5               | 122.1       | 105.4                                  | 142.1                                                     | 129.2                         | 128.5                      | 134.6                          | 118.0                  | 130.9                          | 104.4                      |
|                                  | 10              | 105.0               | 122.1       | 105.4                                  | 142.1                                                     | 126.8                         | 126.1                      | 132.3                          | 117.9                  | 130.5                          | 104.4                      |
|                                  | 11              | 103.3               | 122.1       | 105.4                                  | 142.1                                                     | 126.8                         | 126.1                      | 132.3                          | 117.9                  | 130.5                          | 104.4                      |
|                                  | 12              | 101.0               | 122.1       | 104.9                                  | 142.1                                                     | 121.3                         | 120.3                      | 128.6                          | 118.0                  | 130.4                          | 104.4                      |
|                                  | 2016 年 1 月      | 100.8               | 122.1       | 103.9                                  | 142.1                                                     | 120.9                         | 120.3                      | 125.2                          | 118.3                  | 130.9                          | 104.4                      |
|                                  | 2               | 99.7                | 122.0       | 103.4                                  | 142.1                                                     | 118.4                         | 117.8                      | 122.5                          | 118.2                  | 130.8                          | 104.4                      |
|                                  | 3               | 98.6                | 121.6       | 103.4                                  | 142.1                                                     | 118.4                         | 117.8                      | 122.9                          | 118.2                  | 130.8                          | 104.4                      |

2. 建設総合中分類別指数【新潟(3)】

Construction general index by intermediate classification 【Niigata(3)】

平成17年平均=100  
2005 average=100

| 大・中分類<br>ウエイト(1万分比)<br>Weight (Per10,000) | 金属製品 Metal products                                   |                                         | 一般機械                         |                                            | 電気機械                          |                                     |                                             | 他の製造工業製品                        |                                     |                                                      |
|-------------------------------------------|-------------------------------------------------------|-----------------------------------------|------------------------------|--------------------------------------------|-------------------------------|-------------------------------------|---------------------------------------------|---------------------------------|-------------------------------------|------------------------------------------------------|
|                                           | ガス・石油・<br>暖厨房装置<br>Gas & oil<br>heating<br>appliances | その他の<br>金属製品<br>Other metal<br>products | 一般機械<br>General<br>machinery | 一般機械<br>General<br>industrial<br>machinery | 電気機械<br>Electric<br>machinery | 重電機器<br>Heavy electric<br>equipment | その他の<br>電気機械<br>Other electric<br>machinery | Other<br>industrial<br>products | プラスチック<br>製品<br>Plastic<br>products | その他の<br>製造工業製品<br>Other<br>manufacturing<br>products |
| 年月<br>YearMonth                           | 212                                                   | 368                                     | 173                          | 173                                        | 307                           | 54                                  | 253                                         | 490                             | 366                                 | 124                                                  |
| 2010 年 平均                                 | 100.7                                                 | 117.6                                   | 113.9                        | 113.9                                      | 104.8                         | 99.9                                | 105.9                                       | 106.0                           | 106.6                               | 104.2                                                |
| 2011                                      | 100.7                                                 | 119.0                                   | 114.2                        | 114.2                                      | 105.7                         | 100.6                               | 106.8                                       | 106.1                           | 106.7                               | 104.2                                                |
| 2012                                      | 100.7                                                 | 119.1                                   | 115.7                        | 115.7                                      | 107.4                         | 100.6                               | 108.8                                       | 106.4                           | 107.2                               | 104.1                                                |
| 2013                                      | 99.7                                                  | 119.1                                   | 115.7                        | 115.7                                      | 107.6                         | 100.6                               | 109.1                                       | 106.6                           | 107.6                               | 103.6                                                |
| 2014                                      | 99.4                                                  | 121.3                                   | 119.4                        | 119.4                                      | 107.6                         | 101.3                               | 108.9                                       | 107.4                           | 108.4                               | 104.5                                                |
| 2015                                      | 99.4                                                  | 124.9                                   | 124.8                        | 124.8                                      | 107.3                         | 106.0                               | 107.6                                       | 109.5                           | 109.7                               | 108.9                                                |
| 2015 年 3 月                                | 99.4                                                  | 124.6                                   | 123.9                        | 123.9                                      | 107.0                         | 104.2                               | 107.6                                       | 109.3                           | 109.4                               | 108.9                                                |
| 4                                         | 99.4                                                  | 124.6                                   | 123.9                        | 123.9                                      | 107.4                         | 106.7                               | 107.6                                       | 109.3                           | 109.4                               | 108.9                                                |
| 5                                         | 99.4                                                  | 124.6                                   | 123.9                        | 123.9                                      | 107.4                         | 106.7                               | 107.6                                       | 109.3                           | 109.4                               | 108.9                                                |
| 6                                         | 99.4                                                  | 124.6                                   | 123.9                        | 123.9                                      | 107.4                         | 106.7                               | 107.6                                       | 109.3                           | 109.4                               | 108.9                                                |
| 7                                         | 99.4                                                  | 124.6                                   | 123.9                        | 123.9                                      | 107.4                         | 106.7                               | 107.6                                       | 109.3                           | 109.4                               | 108.9                                                |
| 8                                         | 99.4                                                  | 124.8                                   | 123.9                        | 123.9                                      | 107.4                         | 106.7                               | 107.6                                       | 109.5                           | 109.7                               | 108.9                                                |
| 9                                         | 99.4                                                  | 124.8                                   | 126.8                        | 126.8                                      | 107.4                         | 106.7                               | 107.6                                       | 109.8                           | 110.1                               | 108.9                                                |
| 10                                        | 99.4                                                  | 125.3                                   | 126.8                        | 126.8                                      | 107.4                         | 106.7                               | 107.6                                       | 109.8                           | 110.1                               | 108.9                                                |
| 11                                        | 99.4                                                  | 125.3                                   | 126.8                        | 126.8                                      | 107.4                         | 106.7                               | 107.6                                       | 109.8                           | 110.1                               | 108.9                                                |
| 12                                        | 99.4                                                  | 126.6                                   | 126.8                        | 126.8                                      | 107.4                         | 106.7                               | 107.6                                       | 109.9                           | 110.2                               | 108.9                                                |
| 2016 年 1 月                                | 99.4                                                  | 126.8                                   | 126.8                        | 126.8                                      | 107.4                         | 106.7                               | 107.6                                       | 109.9                           | 110.2                               | 108.9                                                |
| 2                                         | 99.4                                                  | 126.8                                   | 126.8                        | 126.8                                      | 107.4                         | 106.7                               | 107.6                                       | 109.9                           | 110.2                               | 108.9                                                |
| 3                                         | 99.4                                                  | 126.7                                   | 126.8                        | 126.8                                      | 107.4                         | 106.7                               | 107.6                                       | 109.9                           | 110.2                               | 108.9                                                |

2. 建設総合中分類別指数【仙台(1)】

Construction general index by intermediate classification 【Sendai(1)】

平成17年平均=100  
2005 average=100

| 大・中分類<br>ウエイト(1万分比)<br>Weight (Per10,000) | 建設総合<br>General | 農産物<br>Agricultural products |                              | 鉱産物<br>Mineral products         |                                 | 繊維製品<br>Textile products          |                                     |              | 紙・木製品<br>Paper & wood products |       |
|-------------------------------------------|-----------------|------------------------------|------------------------------|---------------------------------|---------------------------------|-----------------------------------|-------------------------------------|--------------|--------------------------------|-------|
|                                           |                 | 農産物<br>Agricultural products | 農産物<br>Agricultural products | 砂利・碎石<br>Gravel & crushed stone | 砂利・碎石<br>Gravel & crushed stone | 畳・わら加工品<br>Tatami & process straw | 繊維工業製品<br>Textile industry products | 製材<br>Lumber |                                |       |
| 年月<br>YearMonth                           | 10,000          | 71                           | 71                           | 397                             | 397                             | 88                                | 16                                  | 72           | 1,730                          | 496   |
| 2010年 平均                                  | 110.1           | 101.1                        | 101.1                        | 100.9                           | 100.9                           | 102.6                             | 100.4                               | 103.1        | 99.7                           | 96.0  |
| 2011                                      | 111.8           | 101.1                        | 101.1                        | 101.2                           | 101.2                           | 103.4                             | 103.3                               | 103.5        | 101.9                          | 96.0  |
| 2012                                      | 114.2           | 101.5                        | 101.5                        | 109.1                           | 109.1                           | 104.1                             | 105.3                               | 103.8        | 101.2                          | 96.0  |
| 2013                                      | 121.0           | 101.2                        | 101.2                        | 126.4                           | 126.4                           | 106.6                             | 108.2                               | 106.3        | 104.5                          | 97.6  |
| 2014                                      | 126.0           | 104.7                        | 104.7                        | 144.5                           | 144.5                           | 108.8                             | 119.2                               | 106.5        | 110.0                          | 107.6 |
| 2015                                      | 125.9           | 109.0                        | 109.0                        | 153.7                           | 153.7                           | 110.7                             | 121.8                               | 108.2        | 107.7                          | 101.2 |
| 2015年 3月                                  | 126.3           | 108.9                        | 108.9                        | 153.7                           | 153.7                           | 110.7                             | 121.9                               | 108.2        | 108.5                          | 104.0 |
| 4                                         | 126.0           | 108.9                        | 108.9                        | 153.7                           | 153.7                           | 110.7                             | 121.9                               | 108.2        | 107.9                          | 102.7 |
| 5                                         | 126.0           | 108.9                        | 108.9                        | 153.7                           | 153.7                           | 110.7                             | 121.9                               | 108.2        | 107.8                          | 102.7 |
| 6                                         | 126.0           | 109.1                        | 109.1                        | 153.7                           | 153.7                           | 110.7                             | 121.9                               | 108.2        | 107.7                          | 102.7 |
| 7                                         | 125.8           | 109.1                        | 109.1                        | 153.7                           | 153.7                           | 110.7                             | 121.9                               | 108.2        | 106.7                          | 99.0  |
| 8                                         | 125.7           | 109.1                        | 109.1                        | 153.7                           | 153.7                           | 110.7                             | 121.9                               | 108.2        | 106.9                          | 99.0  |
| 9                                         | 125.7           | 109.1                        | 109.1                        | 153.7                           | 153.7                           | 110.7                             | 121.9                               | 108.2        | 107.2                          | 99.0  |
| 10                                        | 125.5           | 109.1                        | 109.1                        | 153.7                           | 153.7                           | 110.7                             | 121.9                               | 108.2        | 107.2                          | 99.0  |
| 11                                        | 125.4           | 109.1                        | 109.1                        | 153.7                           | 153.7                           | 110.7                             | 121.9                               | 108.2        | 107.2                          | 99.0  |
| 12                                        | 125.1           | 109.1                        | 109.1                        | 153.7                           | 153.7                           | 110.7                             | 121.9                               | 108.2        | 107.2                          | 99.0  |
| 2016年 1月                                  | 125.0           | 109.1                        | 109.1                        | 153.7                           | 153.7                           | 110.7                             | 121.9                               | 108.2        | 107.3                          | 99.0  |
| 2                                         | 124.6           | 109.1                        | 109.1                        | 153.7                           | 153.7                           | 110.7                             | 121.9                               | 108.2        | 107.4                          | 99.0  |
| 3                                         | 124.5           | 109.1                        | 109.1                        | 153.7                           | 153.7                           | 110.7                             | 121.9                               | 108.2        | 107.3                          | 99.0  |

| 大・中分類<br>ウエイト(1万分比)<br>Weight (Per10,000) | 紙・木製品<br>Paper & wood products |                                       |                                                  |                                          | 化学製品<br>Chemical products |                                     |                            | 石油製品・舗装材料<br>Petroleum products & paving materials |       |       |
|-------------------------------------------|--------------------------------|---------------------------------------|--------------------------------------------------|------------------------------------------|---------------------------|-------------------------------------|----------------------------|----------------------------------------------------|-------|-------|
|                                           | 合板<br>Plywood                  | 建設用木製品等<br>Construction wood products | 家具・建具・<br>装備品<br>Furniture & fixture & equipment | 紙・紙加工品<br>Paper & process paper products | 塗料<br>Paints              | その他の化学製品<br>Other chemical products | 石油製品<br>Petroleum products | 舗装材料<br>Paving materials                           |       |       |
| 年月<br>YearMonth                           | 267                            | 439                                   | 433                                              | 94                                       | 134                       | 94                                  | 40                         | 432                                                | 201   | 231   |
| 2010年 平均                                  | 97.6                           | 105.2                                 | 95.0                                             | 120.6                                    | 107.2                     | 104.9                               | 112.6                      | 125.3                                              | 117.4 | 132.3 |
| 2011                                      | 109.9                          | 105.2                                 | 95.0                                             | 126.1                                    | 107.1                     | 104.9                               | 112.2                      | 137.7                                              | 131.1 | 143.4 |
| 2012                                      | 105.1                          | 105.2                                 | 95.1                                             | 127.5                                    | 107.4                     | 104.9                               | 113.1                      | 141.4                                              | 135.5 | 146.5 |
| 2013                                      | 116.2                          | 105.3                                 | 96.2                                             | 142.7                                    | 107.5                     | 104.9                               | 113.4                      | 150.8                                              | 143.9 | 156.8 |
| 2014                                      | 124.1                          | 105.3                                 | 98.1                                             | 159.0                                    | 111.4                     | 110.1                               | 114.7                      | 157.2                                              | 149.9 | 163.5 |
| 2015                                      | 120.0                          | 105.4                                 | 98.4                                             | 160.1                                    | 117.7                     | 118.9                               | 114.9                      | 138.3                                              | 119.4 | 154.8 |
| 2015年 3月                                  | 120.4                          | 105.3                                 | 98.4                                             | 160.1                                    | 118.6                     | 120.3                               | 114.7                      | 142.0                                              | 122.1 | 159.4 |
| 4                                         | 118.6                          | 105.4                                 | 98.4                                             | 160.1                                    | 117.4                     | 118.5                               | 114.7                      | 137.0                                              | 119.7 | 152.1 |
| 5                                         | 118.2                          | 105.4                                 | 98.4                                             | 160.1                                    | 117.4                     | 118.5                               | 114.7                      | 137.6                                              | 120.9 | 152.1 |
| 6                                         | 117.4                          | 105.4                                 | 98.4                                             | 160.1                                    | 117.4                     | 118.5                               | 114.7                      | 137.7                                              | 121.1 | 152.1 |
| 7                                         | 117.6                          | 105.4                                 | 98.4                                             | 160.1                                    | 117.4                     | 118.5                               | 115.0                      | 139.3                                              | 122.3 | 154.1 |
| 8                                         | 119.4                          | 105.4                                 | 98.4                                             | 160.1                                    | 117.4                     | 118.5                               | 115.0                      | 138.1                                              | 119.8 | 154.1 |
| 9                                         | 121.2                          | 105.4                                 | 98.4                                             | 160.1                                    | 117.4                     | 118.5                               | 115.0                      | 135.4                                              | 114.0 | 154.1 |
| 10                                        | 121.2                          | 105.4                                 | 98.4                                             | 160.1                                    | 117.4                     | 118.5                               | 115.0                      | 134.7                                              | 113.0 | 153.7 |
| 11                                        | 121.2                          | 105.4                                 | 98.4                                             | 160.1                                    | 117.4                     | 118.5                               | 115.0                      | 134.1                                              | 111.7 | 153.7 |
| 12                                        | 121.2                          | 105.4                                 | 98.4                                             | 160.1                                    | 117.5                     | 118.5                               | 115.0                      | 133.4                                              | 110.9 | 153.0 |
| 2016年 1月                                  | 121.8                          | 105.4                                 | 98.4                                             | 160.1                                    | 117.5                     | 118.5                               | 115.0                      | 130.4                                              | 107.7 | 150.1 |
| 2                                         | 122.3                          | 105.4                                 | 98.4                                             | 160.1                                    | 117.5                     | 118.5                               | 115.0                      | 125.6                                              | 97.5  | 150.1 |
| 3                                         | 121.9                          | 105.4                                 | 98.4                                             | 160.1                                    | 118.1                     | 118.5                               | 117.2                      | 125.2                                              | 96.7  | 150.1 |

2. 建設総合中分類別指数【仙台(2)】

Construction general index by intermediate classification 【Sendai(2)】

平成17年平均=100  
2005 average=100

| 大・中分類                            |                 | 窯業・土石製品                               |                        |                                |                                |              |         |                         |                    | 鉄 鋼   |                                                |
|----------------------------------|-----------------|---------------------------------------|------------------------|--------------------------------|--------------------------------|--------------|---------|-------------------------|--------------------|-------|------------------------------------------------|
| ウエイト(1万分比)<br>Weight (Per10,000) | 年月<br>YearMonth | 耐火物                                   | 他の建設用<br>土石製品          | ガラス・<br>ガラス製品                  | 陶磁器                            | セメント         | 生コンクリート | セメント製品                  | その他の窯業<br>・土石製品    | 鉄 鋼   |                                                |
|                                  |                 | Ceramics,<br>stone & clay<br>products | Fire proof<br>products | Other stone &<br>clay products | Glass &<br>related<br>products | Ceramic ware | Cement  | Ready mixed<br>concrete | Cement<br>products |       | Other<br>ceramics,<br>stone & clay<br>products |
|                                  |                 | 2,248                                 | 39                     | 127                            | 63                             | 158          | 55      | 863                     | 798                | 144   | 833                                            |
|                                  | 2010 年 平均       | 114.9                                 | 119.5                  | 107.7                          | 95.6                           | 114.4        | 116.0   | 126.2                   | 106.0              | 110.7 | 110.9                                          |
|                                  | 2011            | 114.8                                 | 119.5                  | 111.3                          | 95.2                           | 114.4        | 116.0   | 127.1                   | 104.0              | 111.1 | 116.1                                          |
|                                  | 2012            | 126.0                                 | 119.5                  | 111.6                          | 94.6                           | 118.1        | 117.9   | 155.1                   | 104.3              | 112.8 | 109.8                                          |
|                                  | 2013            | 146.5                                 | 119.5                  | 111.8                          | 92.7                           | 126.0        | 119.3   | 203.1                   | 108.1              | 114.2 | 112.0                                          |
|                                  | 2014            | 153.2                                 | 120.2                  | 113.9                          | 93.4                           | 130.2        | 121.8   | 214.5                   | 113.2              | 115.5 | 118.5                                          |
|                                  | 2015            | 154.4                                 | 127.9                  | 113.9                          | 94.2                           | 131.0        | 122.6   | 214.5                   | 115.4              | 118.7 | 113.0                                          |
|                                  | 2015 年 3 月      | 154.3                                 | 127.9                  | 113.9                          | 94.2                           | 131.0        | 122.6   | 214.5                   | 114.9              | 118.3 | 114.8                                          |
|                                  | 4               | 154.3                                 | 127.9                  | 113.9                          | 94.2                           | 131.0        | 122.6   | 214.5                   | 115.1              | 118.3 | 114.0                                          |
|                                  | 5               | 154.3                                 | 127.9                  | 113.9                          | 94.2                           | 131.0        | 122.6   | 214.5                   | 115.1              | 118.3 | 114.1                                          |
|                                  | 6               | 154.4                                 | 127.9                  | 113.9                          | 94.2                           | 131.0        | 122.6   | 214.5                   | 115.1              | 119.0 | 114.1                                          |
|                                  | 7               | 154.4                                 | 127.9                  | 113.9                          | 94.2                           | 131.0        | 122.6   | 214.5                   | 115.1              | 119.0 | 114.1                                          |
|                                  | 8               | 154.5                                 | 127.9                  | 113.9                          | 94.2                           | 131.0        | 122.6   | 214.5                   | 115.4              | 119.0 | 112.7                                          |
|                                  | 9               | 154.8                                 | 127.9                  | 113.9                          | 94.2                           | 131.0        | 122.6   | 214.5                   | 116.2              | 119.0 | 111.9                                          |
|                                  | 10              | 154.8                                 | 127.9                  | 113.9                          | 94.2                           | 131.0        | 122.6   | 214.5                   | 116.2              | 119.0 | 110.3                                          |
|                                  | 11              | 154.8                                 | 127.9                  | 113.9                          | 94.2                           | 131.0        | 122.6   | 214.5                   | 116.2              | 119.0 | 109.1                                          |
|                                  | 12              | 154.8                                 | 127.9                  | 113.9                          | 94.2                           | 131.0        | 122.6   | 214.5                   | 116.2              | 119.0 | 107.7                                          |
|                                  | 2016 年 1 月      | 154.8                                 | 127.9                  | 113.9                          | 94.2                           | 131.0        | 122.6   | 214.5                   | 116.2              | 119.0 | 107.5                                          |
|                                  | 2               | 154.8                                 | 127.9                  | 113.9                          | 94.2                           | 131.0        | 122.6   | 214.5                   | 116.2              | 119.0 | 105.9                                          |
|                                  | 3               | 154.8                                 | 127.9                  | 113.9                          | 94.2                           | 131.0        | 122.6   | 214.5                   | 116.2              | 119.0 | 105.0                                          |

| 大・中分類                            |                 | 鉄 鋼 Iron & Steel    |             |                                        |                                                           | 非鉄金属                          |                            |                                | 金属製品                   |                                |                            |
|----------------------------------|-----------------|---------------------|-------------|----------------------------------------|-----------------------------------------------------------|-------------------------------|----------------------------|--------------------------------|------------------------|--------------------------------|----------------------------|
| ウエイト(1万分比)<br>Weight (Per10,000) | 年月<br>YearMonth | 熱間圧延<br>鋼 材         | 鋼 管         | 冷間・メッキ<br>鋼 材                          | 鋳鍛造品・<br>他の鉄鋼製品                                           | 非鉄金属<br>Non-ferrous<br>metals | 電線・ケーブル・<br>光ファイバーケーブル     | その他の<br>非鉄金属                   | 金属製品<br>Metal products | 建設用<br>金属製品                    | 建築用<br>金属製品                |
|                                  |                 | Hot rolled<br>steel | Steel pipes | Cold rolled<br>steel &<br>coated steel | Casting<br>products and<br>other iron & steel<br>products |                               | Electric wires<br>& cables | Other<br>non-ferrous<br>metals |                        | Constructing<br>metal products | Building metal<br>products |
|                                  |                 | 550                 | 144         | 75                                     | 64                                                        | 258                           | 229                        | 29                             | 2,838                  | 1,213                          | 1,045                      |
|                                  | 2010 年 平均       | 108.0               | 117.5       | 105.0                                  | 127.3                                                     | 120.5                         | 118.5                      | 136.7                          | 112.2                  | 120.3                          | 103.2                      |
|                                  | 2011            | 114.5               | 119.0       | 106.0                                  | 135.6                                                     | 129.5                         | 128.3                      | 138.7                          | 112.4                  | 120.6                          | 103.0                      |
|                                  | 2012            | 105.5               | 115.4       | 102.6                                  | 142.1                                                     | 124.9                         | 124.5                      | 128.4                          | 112.6                  | 121.1                          | 103.0                      |
|                                  | 2013            | 109.5               | 114.6       | 100.5                                  | 142.1                                                     | 132.8                         | 132.3                      | 136.7                          | 113.0                  | 122.0                          | 103.1                      |
|                                  | 2014            | 118.3               | 117.0       | 103.3                                  | 142.1                                                     | 135.2                         | 134.6                      | 139.9                          | 115.7                  | 126.8                          | 104.2                      |
|                                  | 2015            | 108.9               | 120.9       | 102.7                                  | 142.1                                                     | 131.4                         | 130.4                      | 138.9                          | 118.0                  | 130.8                          | 104.4                      |
|                                  | 2015 年 3 月      | 111.8               | 120.5       | 102.6                                  | 142.1                                                     | 131.4                         | 130.5                      | 138.7                          | 118.0                  | 131.0                          | 104.4                      |
|                                  | 4               | 110.6               | 120.5       | 102.6                                  | 142.1                                                     | 134.7                         | 133.7                      | 141.9                          | 118.0                  | 131.0                          | 104.4                      |
|                                  | 5               | 110.6               | 121.1       | 102.6                                  | 142.1                                                     | 134.8                         | 133.7                      | 143.0                          | 117.9                  | 130.8                          | 104.4                      |
|                                  | 6               | 110.6               | 121.1       | 102.6                                  | 142.1                                                     | 137.6                         | 136.4                      | 146.6                          | 117.9                  | 130.8                          | 104.4                      |
|                                  | 7               | 110.6               | 121.1       | 102.6                                  | 142.1                                                     | 132.9                         | 131.6                      | 143.0                          | 117.9                  | 130.8                          | 104.4                      |
|                                  | 8               | 108.4               | 121.1       | 102.5                                  | 142.1                                                     | 129.8                         | 128.7                      | 138.3                          | 118.1                  | 131.2                          | 104.4                      |
|                                  | 9               | 107.3               | 121.1       | 102.5                                  | 142.1                                                     | 129.4                         | 128.7                      | 134.6                          | 118.3                  | 131.7                          | 104.4                      |
|                                  | 10              | 104.8               | 121.1       | 102.5                                  | 142.1                                                     | 127.0                         | 126.3                      | 132.3                          | 118.2                  | 131.3                          | 104.4                      |
|                                  | 11              | 103.0               | 121.1       | 102.5                                  | 142.1                                                     | 127.0                         | 126.3                      | 132.3                          | 118.2                  | 131.3                          | 104.4                      |
|                                  | 12              | 100.9               | 121.1       | 102.5                                  | 142.1                                                     | 121.5                         | 120.6                      | 128.6                          | 118.4                  | 131.3                          | 104.4                      |
|                                  | 2016 年 1 月      | 100.8               | 121.1       | 101.5                                  | 142.1                                                     | 121.1                         | 120.6                      | 125.2                          | 118.6                  | 131.8                          | 104.4                      |
|                                  | 2               | 98.4                | 121.0       | 101.0                                  | 142.1                                                     | 118.6                         | 118.1                      | 122.5                          | 118.5                  | 131.6                          | 104.4                      |
|                                  | 3               | 97.2                | 120.5       | 101.0                                  | 142.1                                                     | 118.7                         | 118.1                      | 122.9                          | 118.5                  | 131.5                          | 104.4                      |

2. 建設総合中分類別指数【仙台(3)】

Construction general index by intermediate classification 【Sendai(3)】

平成17年平均=100  
2005 average=100

| 大・中分類<br>ウエイト(1万分比)<br>Weight (Per10,000) | 金属製品 Metal products                                   |                                         | 一般機械                         |                                            | 電気機械                          |                                     |                                             | 他の製造工業製品                        |                                     |                                                      |
|-------------------------------------------|-------------------------------------------------------|-----------------------------------------|------------------------------|--------------------------------------------|-------------------------------|-------------------------------------|---------------------------------------------|---------------------------------|-------------------------------------|------------------------------------------------------|
|                                           | ガス・石油・<br>暖厨房装置<br>Gas & oil<br>heating<br>appliances | その他の<br>金属製品<br>Other metal<br>products | 一般機械<br>General<br>machinery | 一般機械<br>General<br>industrial<br>machinery | 電気機械<br>Electric<br>machinery | 重電機器<br>Heavy electric<br>equipment | その他の<br>電気機械<br>Other electric<br>machinery | Other<br>industrial<br>products | プラスチック<br>製品<br>Plastic<br>products | その他の<br>製造工業製品<br>Other<br>manufacturing<br>products |
| 年月<br>YearMonth                           | 212                                                   | 368                                     | 173                          | 173                                        | 307                           | 54                                  | 253                                         | 490                             | 366                                 | 124                                                  |
| 2010 年 平均                                 | 100.7                                                 | 117.5                                   | 113.9                        | 113.9                                      | 104.8                         | 99.9                                | 105.9                                       | 105.8                           | 106.3                               | 104.2                                                |
| 2011                                      | 100.7                                                 | 118.8                                   | 114.2                        | 114.2                                      | 105.7                         | 100.6                               | 106.8                                       | 105.8                           | 106.4                               | 104.2                                                |
| 2012                                      | 100.7                                                 | 118.9                                   | 115.7                        | 115.7                                      | 107.4                         | 100.6                               | 108.8                                       | 106.2                           | 106.9                               | 104.1                                                |
| 2013                                      | 99.7                                                  | 119.0                                   | 115.7                        | 115.7                                      | 107.6                         | 100.6                               | 109.1                                       | 106.3                           | 107.3                               | 103.6                                                |
| 2014                                      | 99.4                                                  | 121.2                                   | 119.4                        | 119.4                                      | 107.6                         | 101.3                               | 108.9                                       | 107.2                           | 108.2                               | 104.5                                                |
| 2015                                      | 99.4                                                  | 124.8                                   | 124.8                        | 124.8                                      | 107.3                         | 106.0                               | 107.6                                       | 109.4                           | 109.6                               | 108.9                                                |
| 2015 年 3 月                                | 99.4                                                  | 124.4                                   | 123.9                        | 123.9                                      | 107.0                         | 104.2                               | 107.6                                       | 109.2                           | 109.3                               | 108.9                                                |
| 4                                         | 99.4                                                  | 124.4                                   | 123.9                        | 123.9                                      | 107.4                         | 106.7                               | 107.6                                       | 109.2                           | 109.3                               | 108.9                                                |
| 5                                         | 99.4                                                  | 124.4                                   | 123.9                        | 123.9                                      | 107.4                         | 106.7                               | 107.6                                       | 109.2                           | 109.3                               | 108.9                                                |
| 6                                         | 99.4                                                  | 124.4                                   | 123.9                        | 123.9                                      | 107.4                         | 106.7                               | 107.6                                       | 109.2                           | 109.3                               | 108.9                                                |
| 7                                         | 99.4                                                  | 124.4                                   | 123.9                        | 123.9                                      | 107.4                         | 106.7                               | 107.6                                       | 109.2                           | 109.3                               | 108.9                                                |
| 8                                         | 99.4                                                  | 124.7                                   | 123.9                        | 123.9                                      | 107.4                         | 106.7                               | 107.6                                       | 109.4                           | 109.6                               | 108.9                                                |
| 9                                         | 99.4                                                  | 124.7                                   | 126.8                        | 126.8                                      | 107.4                         | 106.7                               | 107.6                                       | 109.7                           | 110.0                               | 108.9                                                |
| 10                                        | 99.4                                                  | 125.1                                   | 126.8                        | 126.8                                      | 107.4                         | 106.7                               | 107.6                                       | 109.7                           | 110.0                               | 108.9                                                |
| 11                                        | 99.4                                                  | 125.1                                   | 126.8                        | 126.8                                      | 107.4                         | 106.7                               | 107.6                                       | 109.7                           | 110.0                               | 108.9                                                |
| 12                                        | 99.4                                                  | 126.4                                   | 126.8                        | 126.8                                      | 107.4                         | 106.7                               | 107.6                                       | 109.8                           | 110.1                               | 108.9                                                |
| 2016 年 1 月                                | 99.4                                                  | 126.7                                   | 126.8                        | 126.8                                      | 107.4                         | 106.7                               | 107.6                                       | 109.8                           | 110.1                               | 108.9                                                |
| 2                                         | 99.4                                                  | 126.7                                   | 126.8                        | 126.8                                      | 107.4                         | 106.7                               | 107.6                                       | 109.8                           | 110.1                               | 108.9                                                |
| 3                                         | 99.4                                                  | 126.6                                   | 126.8                        | 126.8                                      | 107.4                         | 106.7                               | 107.6                                       | 109.8                           | 110.1                               | 108.9                                                |

2. 建設総合中分類別指数【札幌(1)】

Construction general index by intermediate classification 【Sapporo(1)】

平成17年平均=100  
2005 average=100

| 大・中分類<br>ウエイト(1万分比)<br>Weight (Per10,000) | 建設総合<br>General | 農産物<br>Agricultural products |                              | 鉱産物<br>Mineral products         |                                 | 繊維製品<br>Textile products          |                                     |              | 紙・木製品<br>Paper & wood products |       |
|-------------------------------------------|-----------------|------------------------------|------------------------------|---------------------------------|---------------------------------|-----------------------------------|-------------------------------------|--------------|--------------------------------|-------|
|                                           |                 | 農産物<br>Agricultural products | 農産物<br>Agricultural products | 砂利・碎石<br>Gravel & crushed stone | 砂利・碎石<br>Gravel & crushed stone | 畳・わら加工品<br>Tatami & process straw | 繊維工業製品<br>Textile industry products | 製材<br>Lumber | 製材<br>Lumber                   |       |
| 年月<br>YearMonth                           | 10,000          | 71                           | 71                           | 397                             | 397                             | 88                                | 16                                  | 72           | 1,730                          | 496   |
| 2010年 平均                                  | 107.7           | 102.7                        | 102.7                        | 106.6                           | 106.6                           | 102.5                             | 99.5                                | 103.1        | 101.2                          | 102.6 |
| 2011                                      | 106.9           | 103.1                        | 103.1                        | 106.6                           | 106.6                           | 103.3                             | 102.4                               | 103.5        | 103.0                          | 102.8 |
| 2012                                      | 108.8           | 103.1                        | 103.1                        | 106.6                           | 106.6                           | 104.0                             | 104.5                               | 103.8        | 101.9                          | 102.9 |
| 2013                                      | 112.5           | 104.3                        | 104.3                        | 109.6                           | 109.6                           | 106.5                             | 107.7                               | 106.3        | 105.6                          | 105.1 |
| 2014                                      | 117.1           | 115.7                        | 115.7                        | 125.0                           | 125.0                           | 108.7                             | 119.0                               | 106.5        | 109.7                          | 110.1 |
| 2015                                      | 118.4           | 129.4                        | 129.4                        | 138.0                           | 138.0                           | 110.7                             | 121.4                               | 108.3        | 109.2                          | 110.4 |
| 2015年 3月                                  | 118.5           | 130.1                        | 130.1                        | 135.1                           | 135.1                           | 110.7                             | 121.6                               | 108.3        | 109.4                          | 110.4 |
| 4                                         | 118.3           | 130.1                        | 130.1                        | 135.1                           | 135.1                           | 110.7                             | 121.6                               | 108.3        | 109.3                          | 110.4 |
| 5                                         | 118.4           | 130.1                        | 130.1                        | 135.1                           | 135.1                           | 110.7                             | 121.6                               | 108.3        | 109.1                          | 110.4 |
| 6                                         | 118.5           | 130.1                        | 130.1                        | 135.1                           | 135.1                           | 110.7                             | 121.6                               | 108.3        | 108.9                          | 110.4 |
| 7                                         | 118.5           | 130.1                        | 130.1                        | 135.1                           | 135.1                           | 110.7                             | 121.6                               | 108.3        | 108.9                          | 110.4 |
| 8                                         | 118.5           | 130.1                        | 130.1                        | 135.1                           | 135.1                           | 110.7                             | 121.6                               | 108.3        | 109.0                          | 110.4 |
| 9                                         | 118.8           | 130.1                        | 130.1                        | 143.7                           | 143.7                           | 110.7                             | 121.6                               | 108.3        | 109.2                          | 110.4 |
| 10                                        | 118.4           | 130.1                        | 130.1                        | 143.7                           | 143.7                           | 110.7                             | 121.6                               | 108.3        | 109.2                          | 110.4 |
| 11                                        | 118.4           | 130.1                        | 130.1                        | 143.7                           | 143.7                           | 110.7                             | 121.6                               | 108.3        | 109.2                          | 110.4 |
| 12                                        | 118.2           | 130.1                        | 130.1                        | 143.7                           | 143.7                           | 110.7                             | 121.6                               | 108.3        | 109.2                          | 110.4 |
| 2016年 1月                                  | 117.9           | 130.1                        | 130.1                        | 143.7                           | 143.7                           | 110.7                             | 121.6                               | 108.3        | 108.6                          | 108.1 |
| 2                                         | 117.6           | 130.1                        | 130.1                        | 143.7                           | 143.7                           | 110.7                             | 121.6                               | 108.3        | 108.7                          | 108.1 |
| 3                                         | 117.6           | 130.6                        | 130.6                        | 143.7                           | 143.7                           | 110.7                             | 121.6                               | 108.3        | 108.7                          | 108.1 |

| 大・中分類<br>ウエイト(1万分比)<br>Weight (Per10,000) | 紙・木製品<br>Paper & wood products |                                       |                                                  |                                          | 化学製品<br>Chemical products |                                     |                            | 石油製品・舗装材料<br>Petroleum products & paving materials |                          |       |
|-------------------------------------------|--------------------------------|---------------------------------------|--------------------------------------------------|------------------------------------------|---------------------------|-------------------------------------|----------------------------|----------------------------------------------------|--------------------------|-------|
|                                           | 合板<br>Plywood                  | 建設用木製品等<br>Construction wood products | 家具・建具・<br>装備品<br>Furniture & fixture & equipment | 紙・紙加工品<br>Paper & process paper products | 塗料<br>Paints              | その他の化学製品<br>Other chemical products | 石油製品<br>Petroleum products | 石油製品<br>Petroleum products                         | 舗装材料<br>Paving materials |       |
| 年月<br>YearMonth                           | 267                            | 439                                   | 433                                              | 94                                       | 134                       | 94                                  | 40                         | 432                                                | 201                      | 231   |
| 2010年 平均                                  | 95.3                           | 105.2                                 | 95.0                                             | 120.9                                    | 106.5                     | 104.4                               | 111.5                      | 117.0                                              | 112.6                    | 120.7 |
| 2011                                      | 104.8                          | 105.2                                 | 95.0                                             | 125.0                                    | 106.4                     | 104.4                               | 111.0                      | 127.0                                              | 126.6                    | 127.4 |
| 2012                                      | 97.2                           | 105.2                                 | 95.1                                             | 125.5                                    | 106.6                     | 104.4                               | 112.0                      | 130.2                                              | 130.4                    | 130.0 |
| 2013                                      | 109.9                          | 105.2                                 | 96.2                                             | 140.5                                    | 106.7                     | 104.4                               | 112.1                      | 136.8                                              | 138.2                    | 135.5 |
| 2014                                      | 118.3                          | 105.2                                 | 98.1                                             | 156.3                                    | 110.0                     | 109.0                               | 112.3                      | 143.7                                              | 144.3                    | 143.1 |
| 2015                                      | 113.8                          | 105.2                                 | 98.4                                             | 157.3                                    | 115.7                     | 117.0                               | 112.4                      | 129.0                                              | 117.3                    | 139.2 |
| 2015年 3月                                  | 115.3                          | 105.2                                 | 98.4                                             | 157.3                                    | 116.5                     | 118.4                               | 112.3                      | 132.3                                              | 119.5                    | 143.5 |
| 4                                         | 114.3                          | 105.2                                 | 98.4                                             | 157.3                                    | 115.3                     | 116.6                               | 112.3                      | 128.1                                              | 118.1                    | 136.8 |
| 5                                         | 113.3                          | 105.2                                 | 98.4                                             | 157.3                                    | 115.3                     | 116.6                               | 112.3                      | 129.1                                              | 120.3                    | 136.8 |
| 6                                         | 111.9                          | 105.2                                 | 98.4                                             | 157.3                                    | 115.3                     | 116.6                               | 112.3                      | 130.1                                              | 122.5                    | 136.8 |
| 7                                         | 111.9                          | 105.2                                 | 98.4                                             | 157.3                                    | 115.4                     | 116.6                               | 112.5                      | 132.1                                              | 124.5                    | 138.7 |
| 8                                         | 112.3                          | 105.2                                 | 98.4                                             | 157.3                                    | 115.4                     | 116.6                               | 112.5                      | 130.7                                              | 121.5                    | 138.7 |
| 9                                         | 113.7                          | 105.2                                 | 98.4                                             | 157.3                                    | 115.4                     | 116.6                               | 112.5                      | 126.9                                              | 113.4                    | 138.7 |
| 10                                        | 113.7                          | 105.2                                 | 98.4                                             | 157.3                                    | 115.4                     | 116.6                               | 112.5                      | 124.7                                              | 109.6                    | 137.9 |
| 11                                        | 113.7                          | 105.2                                 | 98.4                                             | 157.3                                    | 115.4                     | 116.6                               | 112.5                      | 124.4                                              | 108.9                    | 137.9 |
| 12                                        | 114.0                          | 105.2                                 | 98.4                                             | 157.3                                    | 115.4                     | 116.6                               | 112.6                      | 123.7                                              | 108.4                    | 137.0 |
| 2016年 1月                                  | 114.7                          | 105.2                                 | 98.4                                             | 157.3                                    | 115.4                     | 116.6                               | 112.6                      | 119.3                                              | 102.0                    | 134.4 |
| 2                                         | 115.4                          | 105.2                                 | 98.4                                             | 157.3                                    | 115.4                     | 116.6                               | 112.6                      | 115.8                                              | 94.5                     | 134.4 |
| 3                                         | 114.9                          | 105.2                                 | 98.4                                             | 157.3                                    | 115.4                     | 116.6                               | 112.6                      | 115.8                                              | 94.5                     | 134.4 |

2. 建設総合中分類別指数【札幌(2)】

Construction general index by intermediate classification 【Sapporo(2)】

平成17年平均=100  
2005 average=100

| 大・中分類                            |                 | 窯業・土石製品                               |                        |                                |                                |              |         |                         |                    | 鉄 鋼   |                                                |
|----------------------------------|-----------------|---------------------------------------|------------------------|--------------------------------|--------------------------------|--------------|---------|-------------------------|--------------------|-------|------------------------------------------------|
| ウエイト(1万分比)<br>Weight (Per10,000) | 年月<br>YearMonth | 耐火物                                   | 他の建設用<br>土石製品          | ガラス・<br>ガラス製品                  | 陶磁器                            | セメント         | 生コンクリート | セメント製品                  | その他の窯業<br>・土石製品    | 鉄 鋼   |                                                |
|                                  |                 | Ceramics,<br>stone & clay<br>products | Fire proof<br>products | Other stone &<br>clay products | Glass &<br>related<br>products | Ceramic ware | Cement  | Ready mixed<br>concrete | Cement<br>products |       | Other<br>ceramics,<br>stone & clay<br>products |
|                                  |                 | 2,248                                 | 39                     | 127                            | 63                             | 158          | 55      | 863                     | 798                | 144   | 833                                            |
|                                  | 2010 年 平均       | 102.4                                 | 119.0                  | 110.6                          | 97.1                           | 114.3        | 115.5   | 92.7                    | 107.2              | 106.4 | 112.6                                          |
|                                  | 2011            | 93.3                                  | 119.0                  | 112.7                          | 96.7                           | 114.3        | 115.5   | 68.5                    | 107.3              | 107.0 | 115.5                                          |
|                                  | 2012            | 103.3                                 | 119.0                  | 112.9                          | 96.2                           | 118.0        | 115.5   | 93.4                    | 107.5              | 108.3 | 110.6                                          |
|                                  | 2013            | 113.0                                 | 119.0                  | 113.1                          | 94.4                           | 125.9        | 115.5   | 116.7                   | 108.1              | 109.3 | 112.5                                          |
|                                  | 2014            | 119.2                                 | 119.1                  | 115.3                          | 94.9                           | 130.2        | 117.7   | 130.5                   | 108.9              | 110.5 | 118.6                                          |
|                                  | 2015            | 122.6                                 | 121.3                  | 115.3                          | 95.7                           | 131.0        | 119.2   | 133.7                   | 114.2              | 112.7 | 116.4                                          |
|                                  | 2015 年 3 月      | 122.2                                 | 121.3                  | 115.3                          | 95.7                           | 131.0        | 119.2   | 133.3                   | 113.6              | 112.3 | 117.6                                          |
|                                  | 4               | 122.2                                 | 121.3                  | 115.3                          | 95.7                           | 131.0        | 119.2   | 133.3                   | 113.6              | 112.3 | 117.0                                          |
|                                  | 5               | 122.3                                 | 121.3                  | 115.3                          | 95.7                           | 131.0        | 119.2   | 133.3                   | 113.9              | 112.3 | 117.1                                          |
|                                  | 6               | 122.4                                 | 121.3                  | 115.3                          | 95.7                           | 131.0        | 119.2   | 133.3                   | 113.9              | 113.0 | 117.1                                          |
|                                  | 7               | 122.6                                 | 121.3                  | 115.3                          | 95.7                           | 131.0        | 119.2   | 134.1                   | 113.9              | 113.0 | 116.5                                          |
|                                  | 8               | 122.9                                 | 121.3                  | 115.3                          | 95.7                           | 131.0        | 119.2   | 134.1                   | 114.7              | 113.0 | 116.5                                          |
|                                  | 9               | 123.1                                 | 121.3                  | 115.3                          | 95.7                           | 131.0        | 119.2   | 134.1                   | 115.2              | 113.0 | 116.2                                          |
|                                  | 10              | 123.1                                 | 121.3                  | 115.3                          | 95.7                           | 131.0        | 119.2   | 134.1                   | 115.2              | 113.0 | 113.9                                          |
|                                  | 11              | 123.1                                 | 121.3                  | 115.3                          | 95.7                           | 131.0        | 119.2   | 134.1                   | 115.2              | 113.0 | 114.0                                          |
|                                  | 12              | 123.1                                 | 121.3                  | 115.3                          | 95.7                           | 131.0        | 119.2   | 134.1                   | 115.2              | 113.0 | 113.4                                          |
|                                  | 2016 年 1 月      | 123.1                                 | 121.3                  | 115.3                          | 95.7                           | 131.0        | 119.2   | 134.1                   | 115.2              | 113.0 | 112.4                                          |
|                                  | 2               | 123.1                                 | 121.3                  | 115.3                          | 95.7                           | 131.0        | 119.2   | 134.1                   | 115.2              | 113.0 | 111.6                                          |
|                                  | 3               | 123.1                                 | 121.3                  | 115.3                          | 95.7                           | 131.0        | 119.2   | 134.1                   | 115.2              | 113.0 | 111.5                                          |

| 大・中分類                            |                 | 鉄 鋼 Iron & Steel    |             |                                        |                                                           | 非鉄金属                          |                            |                                | 金属製品                   |                                |                            |
|----------------------------------|-----------------|---------------------|-------------|----------------------------------------|-----------------------------------------------------------|-------------------------------|----------------------------|--------------------------------|------------------------|--------------------------------|----------------------------|
| ウエイト(1万分比)<br>Weight (Per10,000) | 年月<br>YearMonth | 熱間圧延<br>鋼 材         | 鋼 管         | 冷間・メッキ<br>鋼 材                          | 鋳造品・<br>他の鉄鋼製品                                            | 非鉄金属<br>Non-ferrous<br>metals | 電線・ケーブル・<br>光ファイバーケーブル     | その他の<br>非鉄金属                   | 金属製品<br>Metal products | 建設用<br>金属製品                    | 建築用<br>金属製品                |
|                                  |                 | Hot rolled<br>steel | Steel pipes | Cold rolled<br>steel &<br>coated steel | Casting<br>products and<br>other iron & steel<br>products |                               | Electric wires<br>& cables | Other<br>non-ferrous<br>metals |                        | Constructing<br>metal products | Building metal<br>products |
|                                  |                 | 550                 | 144         | 75                                     | 64                                                        | 258                           | 229                        | 29                             | 2,838                  | 1,213                          | 1,045                      |
|                                  | 2010 年 平均       | 110.1               | 117.7       | 107.3                                  | 128.3                                                     | 120.9                         | 119.0                      | 136.0                          | 112.4                  | 120.1                          | 104.2                      |
|                                  | 2011            | 113.0               | 118.9       | 108.8                                  | 136.7                                                     | 130.2                         | 129.2                      | 138.0                          | 112.6                  | 120.3                          | 104.1                      |
|                                  | 2012            | 106.2               | 115.4       | 106.4                                  | 143.1                                                     | 125.6                         | 125.3                      | 127.8                          | 112.8                  | 120.7                          | 104.1                      |
|                                  | 2013            | 109.3               | 114.9       | 105.6                                  | 143.1                                                     | 133.6                         | 133.2                      | 136.0                          | 113.2                  | 121.6                          | 104.1                      |
|                                  | 2014            | 117.3               | 117.1       | 109.9                                  | 143.1                                                     | 136.0                         | 135.6                      | 139.1                          | 115.8                  | 126.3                          | 105.3                      |
|                                  | 2015            | 113.0               | 120.3       | 109.8                                  | 144.4                                                     | 132.6                         | 131.9                      | 138.0                          | 118.2                  | 130.6                          | 105.5                      |
|                                  | 2015 年 3 月      | 114.9               | 120.0       | 110.1                                  | 144.7                                                     | 132.2                         | 131.4                      | 137.9                          | 118.2                  | 130.7                          | 105.5                      |
|                                  | 4               | 114.0               | 120.0       | 110.1                                  | 144.7                                                     | 136.1                         | 135.4                      | 141.1                          | 118.2                  | 130.7                          | 105.5                      |
|                                  | 5               | 114.0               | 120.5       | 110.1                                  | 144.7                                                     | 136.2                         | 135.4                      | 142.1                          | 118.2                  | 130.7                          | 105.5                      |
|                                  | 6               | 114.0               | 120.5       | 110.1                                  | 144.7                                                     | 139.0                         | 138.1                      | 145.7                          | 118.2                  | 130.7                          | 105.5                      |
|                                  | 7               | 113.1               | 120.5       | 110.1                                  | 144.7                                                     | 134.3                         | 133.2                      | 142.1                          | 118.2                  | 130.7                          | 105.5                      |
|                                  | 8               | 113.1               | 120.5       | 110.1                                  | 144.7                                                     | 131.1                         | 130.3                      | 137.5                          | 118.4                  | 131.2                          | 105.5                      |
|                                  | 9               | 112.6               | 120.5       | 109.7                                  | 144.7                                                     | 130.7                         | 130.3                      | 133.8                          | 118.6                  | 131.5                          | 105.5                      |
|                                  | 10              | 109.3               | 120.5       | 109.2                                  | 144.7                                                     | 128.3                         | 127.9                      | 131.5                          | 118.5                  | 131.3                          | 105.5                      |
|                                  | 11              | 109.4               | 120.5       | 109.2                                  | 144.7                                                     | 128.3                         | 127.9                      | 131.5                          | 118.5                  | 131.3                          | 105.5                      |
|                                  | 12              | 108.5               | 120.5       | 109.2                                  | 144.7                                                     | 122.8                         | 122.1                      | 127.9                          | 118.7                  | 131.3                          | 105.5                      |
|                                  | 2016 年 1 月      | 107.1               | 120.5       | 108.2                                  | 144.7                                                     | 122.4                         | 122.1                      | 124.5                          | 118.8                  | 131.6                          | 105.5                      |
|                                  | 2               | 105.9               | 120.5       | 107.8                                  | 144.7                                                     | 119.8                         | 119.6                      | 121.9                          | 118.8                  | 131.5                          | 105.5                      |
|                                  | 3               | 105.9               | 120.1       | 107.8                                  | 144.7                                                     | 119.9                         | 119.6                      | 122.3                          | 118.8                  | 131.5                          | 105.5                      |

2. 建設総合中分類別指数【札幌(3)】

Construction general index by intermediate classification 【Sapporo(3)】

平成17年平均=100  
2005 average=100

| 大・中分類<br>ウエイト(1万分比)<br>Weight (Per10,000) | 金属製品 Metal products                                   |                                         | 一般機械                         |                                            | 電気機械                          |                                     |                                             | 他の製造工業製品                        |                                     |                                                      |
|-------------------------------------------|-------------------------------------------------------|-----------------------------------------|------------------------------|--------------------------------------------|-------------------------------|-------------------------------------|---------------------------------------------|---------------------------------|-------------------------------------|------------------------------------------------------|
|                                           | ガス・石油・<br>暖厨房装置<br>Gas & oil<br>heating<br>appliances | その他の<br>金属製品<br>Other metal<br>products | 一般機械<br>General<br>machinery | 一般機械<br>General<br>industrial<br>machinery | 電気機械<br>Electric<br>machinery | 重電機器<br>Heavy electric<br>equipment | その他の<br>電気機械<br>Other electric<br>machinery | Other<br>industrial<br>products | プラスチック<br>製品<br>Plastic<br>products | その他の<br>製造工業製品<br>Other<br>manufacturing<br>products |
| 年月<br>YearMonth                           | 212                                                   | 368                                     | 173                          | 173                                        | 307                           | 54                                  | 253                                         | 490                             | 366                                 | 124                                                  |
| 2010 年 平均                                 | 100.8                                                 | 117.4                                   | 113.9                        | 113.9                                      | 105.0                         | 99.9                                | 106.1                                       | 105.9                           | 106.4                               | 104.2                                                |
| 2011                                      | 100.8                                                 | 118.5                                   | 114.3                        | 114.3                                      | 105.9                         | 100.6                               | 107.0                                       | 106.0                           | 106.5                               | 104.2                                                |
| 2012                                      | 100.8                                                 | 118.6                                   | 115.7                        | 115.7                                      | 107.6                         | 100.6                               | 109.0                                       | 106.4                           | 107.2                               | 104.1                                                |
| 2013                                      | 99.8                                                  | 118.7                                   | 115.7                        | 115.7                                      | 107.8                         | 100.6                               | 109.3                                       | 106.6                           | 107.5                               | 103.7                                                |
| 2014                                      | 99.6                                                  | 120.7                                   | 119.4                        | 119.4                                      | 107.8                         | 101.3                               | 109.2                                       | 107.4                           | 108.4                               | 104.5                                                |
| 2015                                      | 99.6                                                  | 124.0                                   | 124.9                        | 124.9                                      | 107.6                         | 106.0                               | 107.9                                       | 109.6                           | 109.8                               | 108.9                                                |
| 2015 年 3 月                                | 99.6                                                  | 123.6                                   | 123.9                        | 123.9                                      | 107.2                         | 104.2                               | 107.9                                       | 109.4                           | 109.6                               | 108.9                                                |
| 4                                         | 99.6                                                  | 123.6                                   | 123.9                        | 123.9                                      | 107.7                         | 106.7                               | 107.9                                       | 109.4                           | 109.6                               | 108.9                                                |
| 5                                         | 99.6                                                  | 123.6                                   | 123.9                        | 123.9                                      | 107.7                         | 106.7                               | 107.9                                       | 109.4                           | 109.6                               | 108.9                                                |
| 6                                         | 99.6                                                  | 123.6                                   | 124.0                        | 124.0                                      | 107.7                         | 106.7                               | 107.9                                       | 109.4                           | 109.6                               | 108.9                                                |
| 7                                         | 99.6                                                  | 123.6                                   | 124.0                        | 124.0                                      | 107.7                         | 106.7                               | 107.9                                       | 109.4                           | 109.6                               | 108.9                                                |
| 8                                         | 99.6                                                  | 123.9                                   | 124.0                        | 124.0                                      | 107.7                         | 106.7                               | 107.9                                       | 109.6                           | 109.9                               | 108.9                                                |
| 9                                         | 99.6                                                  | 123.9                                   | 126.8                        | 126.8                                      | 107.7                         | 106.7                               | 107.9                                       | 109.9                           | 110.3                               | 108.9                                                |
| 10                                        | 99.6                                                  | 124.4                                   | 126.8                        | 126.8                                      | 107.7                         | 106.7                               | 107.9                                       | 109.9                           | 110.3                               | 108.9                                                |
| 11                                        | 99.6                                                  | 124.4                                   | 126.8                        | 126.8                                      | 107.7                         | 106.7                               | 107.9                                       | 109.9                           | 110.3                               | 108.9                                                |
| 12                                        | 99.6                                                  | 125.6                                   | 126.8                        | 126.8                                      | 107.7                         | 106.7                               | 107.9                                       | 110.0                           | 110.4                               | 108.9                                                |
| 2016 年 1 月                                | 99.6                                                  | 125.8                                   | 126.8                        | 126.8                                      | 107.7                         | 106.7                               | 107.9                                       | 110.0                           | 110.4                               | 108.9                                                |
| 2                                         | 99.6                                                  | 125.8                                   | 126.8                        | 126.8                                      | 107.7                         | 106.7                               | 107.9                                       | 110.0                           | 110.4                               | 108.9                                                |
| 3                                         | 99.6                                                  | 125.8                                   | 126.8                        | 126.8                                      | 107.7                         | 106.7                               | 107.9                                       | 110.0                           | 110.4                               | 108.9                                                |



### 3. 主要品目別指数【東京】 Index by item【Tokyo】

平成17年平均=100  
2005 average=100

| No.      | 1                                    | 2                                    | 3                                        | 4                    | 5                     | 6                             | 7                                            | 8                                        |
|----------|--------------------------------------|--------------------------------------|------------------------------------------|----------------------|-----------------------|-------------------------------|----------------------------------------------|------------------------------------------|
| 建築費指数で使用 |                                      | ○                                    | ○                                        | ○                    | ○                     |                               |                                              |                                          |
| 建材指数で使用  | ○                                    | ○                                    | ○                                        | ○                    | ○                     | ○                             | ○                                            | ○                                        |
|          | 生コンクリート18<br>Ready Mixed Concrete 18 | 生コンクリート21<br>Ready Mixed Concrete 21 | コンクリート型枠用合板<br>Plywood Form for Concrete | 異形棒鋼<br>Deformed Bar | H形鋼<br>H Shaped Steel | 鋼板切板<br>Sheet (Cut-to-length) | 熱延ステンレス板<br>Hot Rolled Stainless Steel Sheet | 配管用炭素鋼管<br>Carbon Steel Tubes for Piping |
| 2010年 平均 | 109.8                                | 109.6                                | 103.4                                    | 100.0                | 91.2                  | 94.1                          | 105.4                                        | 118.8                                    |
| 2011     | 109.8                                | 109.6                                | 124.1                                    | 106.8                | 98.9                  | 97.4                          | 109.7                                        | 133.9                                    |
| 2012     | 110.0                                | 109.7                                | 106.0                                    | 96.8                 | 87.6                  | 92.3                          | 92.2                                         | 130.2                                    |
| 2013     | 111.6                                | 111.3                                | 127.2                                    | 102.6                | 93.0                  | 91.2                          | 92.7                                         | 125.0                                    |
| 2014     | 113.1                                | 112.8                                | 148.9                                    | 114.5                | 105.8                 | 96.1                          | 103.2                                        | 125.0                                    |
| 2015     | 115.4                                | 115.0                                | 160.3                                    | 99.0                 | 99.7                  | 94.5                          | 105.4                                        | 125.0                                    |
| 2015年 3月 | 113.4                                | 113.0                                | 157.6                                    | 103.4                | 102.3                 | 96.1                          | 106.5                                        | 125.0                                    |
| 4        | 116.1                                | 115.7                                | 157.6                                    | 101.7                | 101.0                 | 95.0                          | 106.5                                        | 125.0                                    |
| 5        | 116.1                                | 115.7                                | 157.6                                    | 101.7                | 101.0                 | 95.0                          | 106.5                                        | 125.0                                    |
| 6        | 116.1                                | 115.7                                | 159.9                                    | 101.7                | 101.0                 | 95.0                          | 106.5                                        | 125.0                                    |
| 7        | 116.1                                | 115.7                                | 162.2                                    | 101.7                | 101.0                 | 94.0                          | 106.5                                        | 125.0                                    |
| 8        | 116.1                                | 115.7                                | 163.4                                    | 98.3                 | 99.7                  | 94.0                          | 106.5                                        | 125.0                                    |
| 9        | 116.1                                | 115.7                                | 163.4                                    | 96.6                 | 98.4                  | 94.0                          | 103.2                                        | 125.0                                    |
| 10       | 116.1                                | 115.7                                | 163.4                                    | 93.1                 | 95.8                  | 93.0                          | 103.2                                        | 125.0                                    |
| 11       | 116.1                                | 115.7                                | 162.2                                    | 89.7                 | 95.8                  | 93.0                          | 103.2                                        | 125.0                                    |
| 12       | 116.1                                | 115.7                                | 161.1                                    | 86.2                 | 94.5                  | 93.0                          | 103.2                                        | 125.0                                    |
| 2016年 1月 | 116.1                                | 115.7                                | 158.8                                    | 86.2                 | 94.5                  | 93.0                          | 103.2                                        | 125.0                                    |
| 2        | 116.1                                | 115.7                                | 156.5                                    | 82.8                 | 91.9                  | 91.9                          | 103.2                                        | 125.0                                    |
| 3        | 116.1                                | 115.7                                | 153.0                                    | 81.0                 | 89.3                  | 90.9                          | 103.2                                        | 120.2                                    |

| No.      | 9                                | 10                                       | 11                              | 12                                      | 13                                                           | 14                                                        | 15                                            | 16                     |
|----------|----------------------------------|------------------------------------------|---------------------------------|-----------------------------------------|--------------------------------------------------------------|-----------------------------------------------------------|-----------------------------------------------|------------------------|
| 建築費指数で使用 |                                  |                                          |                                 |                                         | ○                                                            |                                                           |                                               |                        |
| 建材指数で使用  | ○                                | ○                                        | ○                               | ○                                       | ○                                                            | ○                                                         | ○                                             | ○                      |
|          | 再生クラッシュラン<br>Recycled Crushaerun | 再生アスファルト混合物<br>Recycled Asphalt Concrete | ストレートアスファルト<br>Straight Asphalt | 杉正角 (KD)<br>Cryptmeria Sawn Square (KD) | ビル用アルミサッシ引違い窓<br>Aluminum Double Sliding Window for Building | 600Vビニル絶縁電線<br>600V Vinyl Covered Electric Insulated Wire | 硬質ポリ塩化ビニルパイプ<br>Rigid Polyvinyl Chloride Pipe | 軽油<br>Light Diesel Oil |
| 2010年 平均 | 91.7                             | 141.0                                    | 189.5                           | 94.0                                    | 104.9                                                        | 149.9                                                     | 100.0                                         | 117.7                  |
| 2011     | 84.4                             | 142.0                                    | 209.5                           | 99.7                                    | 104.9                                                        | 168.6                                                     | 100.7                                         | 131.6                  |
| 2012     | 78.9                             | 146.1                                    | 217.8                           | 97.2                                    | 104.9                                                        | 164.1                                                     | 105.0                                         | 131.4                  |
| 2013     | 76.7                             | 150.9                                    | 242.8                           | 101.8                                   | 104.9                                                        | 183.1                                                     | 100.9                                         | 140.7                  |
| 2014     | 77.5                             | 156.7                                    | 258.1                           | 116.9                                   | 104.9                                                        | 187.9                                                     | 102.6                                         | 147.2                  |
| 2015     | 80.0                             | 159.3                                    | 203.2                           | 108.4                                   | 104.9                                                        | 177.4                                                     | 105.3                                         | 112.8                  |
| 2015年 3月 | 80.0                             | 159.8                                    | 232.3                           | 112.1                                   | 104.9                                                        | 178.5                                                     | 106.1                                         | 113.0                  |
| 4        | 80.0                             | 159.8                                    | 185.8                           | 110.5                                   | 104.9                                                        | 183.0                                                     | 106.1                                         | 112.4                  |
| 5        | 80.0                             | 159.8                                    | 185.8                           | 110.5                                   | 104.9                                                        | 183.0                                                     | 106.1                                         | 114.9                  |
| 6        | 80.0                             | 159.8                                    | 185.8                           | 110.5                                   | 104.9                                                        | 189.0                                                     | 106.1                                         | 117.5                  |
| 7        | 80.0                             | 159.8                                    | 198.7                           | 105.5                                   | 104.9                                                        | 178.5                                                     | 106.1                                         | 120.0                  |
| 8        | 80.0                             | 159.8                                    | 198.7                           | 105.5                                   | 104.9                                                        | 174.0                                                     | 106.1                                         | 116.2                  |
| 9        | 80.0                             | 159.8                                    | 198.7                           | 105.5                                   | 104.9                                                        | 174.0                                                     | 103.5                                         | 108.6                  |
| 10       | 80.0                             | 159.8                                    | 196.1                           | 105.5                                   | 104.9                                                        | 168.8                                                     | 103.5                                         | 107.3                  |
| 11       | 80.0                             | 156.7                                    | 196.1                           | 105.5                                   | 104.9                                                        | 168.8                                                     | 103.5                                         | 106.7                  |
| 12       | 80.0                             | 156.7                                    | 196.1                           | 105.5                                   | 104.9                                                        | 159.0                                                     | 103.5                                         | 106.7                  |
| 2016年 1月 | 80.0                             | 156.7                                    | 178.1                           | 105.5                                   | 104.9                                                        | 159.0                                                     | 103.5                                         | 102.9                  |
| 2        | 80.0                             | 156.7                                    | 178.1                           | 105.5                                   | 104.9                                                        | 153.0                                                     | 103.5                                         | 91.4                   |
| 3        | 80.0                             | 156.7                                    | 178.1                           | 105.5                                   | 104.9                                                        | 153.0                                                     | 103.5                                         | 90.2                   |





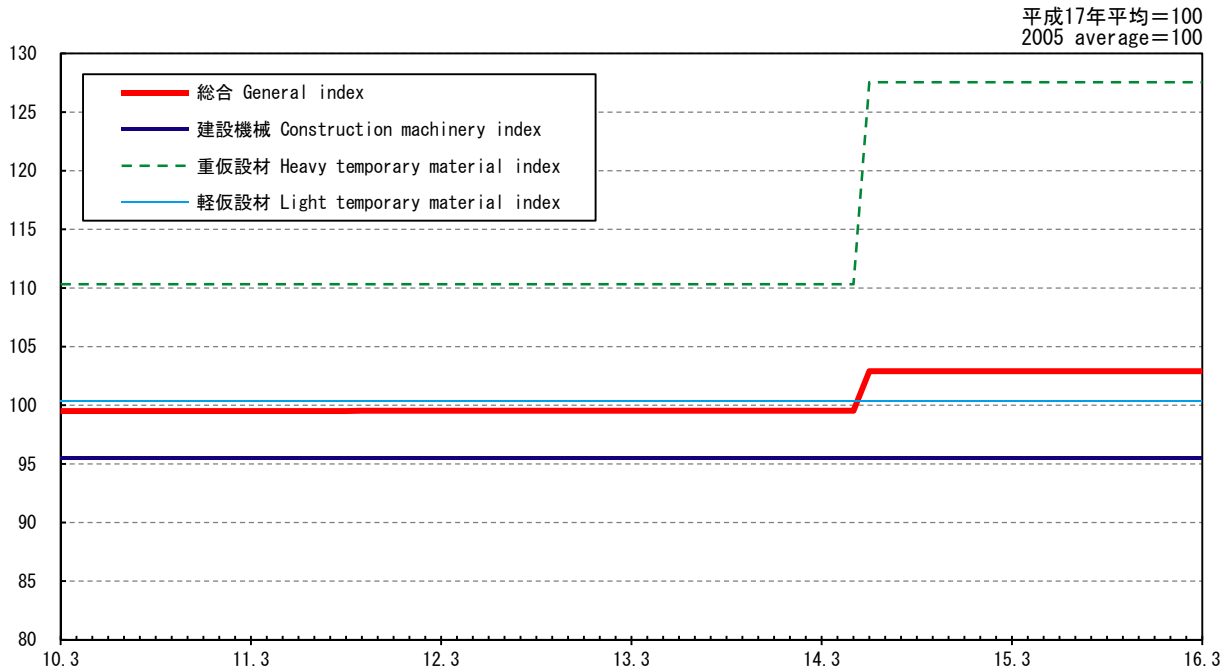
# 第3部 建設機械・仮設資材賃貸料金指数 Construction machinery・Temporary work material lease charge index

|                                                                      |    |
|----------------------------------------------------------------------|----|
| I. 建設機械・仮設資材賃貸料金指数 .....                                             | 92 |
| Construction machinery・Temporary work material<br>lease charge index |    |
| II. 都市間格差指数 .....                                                    | 94 |
| Regional difference index                                            |    |

# I. 建設機械・仮設資材賃貸料金指数(1)

Construction machinery・Temporary work material lease charge index

建設機械・仮設資材賃貸料金指数（東京都区部）



各都市平成17年平均=100  
2005 average=100

| 年 月<br>Year Month | 都市<br>City | 東京                                                                                     | 大阪    | 名古屋    | 福岡      | 那覇    | 広島        | 高松        | 新潟      | 仙台     | 札幌      |
|-------------------|------------|----------------------------------------------------------------------------------------|-------|--------|---------|-------|-----------|-----------|---------|--------|---------|
|                   |            | Tokyo                                                                                  | Osaka | Nagoya | Fukuoka | Naha  | Hiroshima | Takamatsu | Niigata | Sendai | Sapporo |
|                   | 部門         | 建設機械・仮設資材 総合 Construction machinery・temporary work material lease charge general index |       |        |         |       |           |           |         |        |         |
| 2010年             | 平均         | 99.5                                                                                   | 99.3  | 101.2  | 101.1   | 101.0 | 103.2     | 101.3     | 100.6   | 101.1  | 100.9   |
| 2011              |            | 99.5                                                                                   | 99.3  | 101.2  | 101.1   | 101.0 | 103.2     | 101.3     | 100.6   | 101.0  | 100.9   |
| 2012              |            | 99.5                                                                                   | 99.3  | 101.2  | 101.1   | 101.0 | 103.2     | 101.3     | 100.6   | 101.1  | 100.9   |
| 2013              |            | 99.5                                                                                   | 99.3  | 101.2  | 101.1   | 101.0 | 103.2     | 101.3     | 100.6   | 101.1  | 100.9   |
| 2014              |            | 101.5                                                                                  | 100.6 | 102.4  | 102.4   | 101.0 | 104.5     | 102.6     | 101.8   | 103.6  | 100.9   |
| 2015              |            | 102.9                                                                                  | 101.5 | 103.3  | 103.3   | 101.0 | 105.4     | 103.5     | 102.8   | 105.4  | 100.9   |
| 2015年             | 3月         | 102.9                                                                                  | 101.5 | 103.3  | 103.3   | 101.0 | 105.4     | 103.5     | 102.8   | 105.4  | 100.9   |
|                   | 4          | 102.9                                                                                  | 101.5 | 103.3  | 103.3   | 101.0 | 105.4     | 103.5     | 102.8   | 105.4  | 100.9   |
|                   | 5          | 102.9                                                                                  | 101.5 | 103.3  | 103.3   | 101.0 | 105.4     | 103.5     | 102.8   | 105.4  | 100.9   |
|                   | 6          | 102.9                                                                                  | 101.5 | 103.3  | 103.3   | 101.0 | 105.4     | 103.5     | 102.8   | 105.4  | 100.9   |
|                   | 7          | 102.9                                                                                  | 101.5 | 103.3  | 103.3   | 101.0 | 105.4     | 103.5     | 102.8   | 105.4  | 100.9   |
|                   | 8          | 102.9                                                                                  | 101.5 | 103.3  | 103.3   | 101.0 | 105.4     | 103.5     | 102.8   | 105.4  | 100.9   |
|                   | 9          | 102.9                                                                                  | 101.5 | 103.3  | 103.3   | 101.0 | 105.4     | 103.5     | 102.8   | 105.4  | 100.9   |
|                   | 10         | 102.9                                                                                  | 101.5 | 103.3  | 103.3   | 101.0 | 105.4     | 103.5     | 102.8   | 105.4  | 100.9   |
|                   | 11         | 102.9                                                                                  | 101.5 | 103.3  | 103.3   | 101.0 | 105.4     | 103.5     | 102.8   | 105.4  | 100.9   |
|                   | 12         | 102.9                                                                                  | 101.5 | 103.3  | 103.3   | 101.0 | 105.4     | 103.5     | 102.8   | 105.4  | 100.9   |
| 2016年             | 1月         | 102.9                                                                                  | 101.5 | 103.3  | 103.3   | 101.2 | 105.4     | 103.5     | 102.8   | 105.4  | 100.9   |
|                   | 2          | 102.9                                                                                  | 101.5 | 103.3  | 103.3   | 101.2 | 105.4     | 103.5     | 102.8   | 105.4  | 100.9   |
|                   | 3          | 102.9                                                                                  | 101.5 | 103.3  | 103.3   | 101.2 | 105.4     | 103.5     | 102.8   | 105.4  | 100.9   |



## Ⅱ. 都市間格差指数 Regional difference index

平成17年(2005年)基準  
東京=100  
Tokyo=100

| 年<br>Year | 都市<br>City | 東京<br>Tokyo                                                                            | 大阪<br>Osaka | 名古屋<br>Nagoya | 福岡<br>Fukuoka | 那覇<br>Naha | 広島<br>Hiroshima | 高松<br>Takamatsu | 新潟<br>Niigata | 仙台<br>Sendai | 札幌<br>Sapporo |
|-----------|------------|----------------------------------------------------------------------------------------|-------------|---------------|---------------|------------|-----------------|-----------------|---------------|--------------|---------------|
|           | 部門         | 建設機械・仮設資材 総合 Construction machinery・temporary work material lease charge general index |             |               |               |            |                 |                 |               |              |               |
| 2008年 平均  |            | 100.0                                                                                  | 105.1       | 103.9         | 107.6         | 130.1      | 108.5           | 107.0           | 105.0         | 103.1        | 116.4         |
| 2009      |            | 100.0                                                                                  | 104.8       | 104.4         | 108.1         | 129.9      | 109.0           | 107.5           | 105.5         | 103.6        | 116.6         |
| 2010      |            | 100.0                                                                                  | 103.1       | 104.9         | 109.2         | 131.9      | 110.9           | 109.3           | 107.0         | 104.3        | 117.8         |
| 2011      |            | 100.0                                                                                  | 103.1       | 104.9         | 109.2         | 131.9      | 110.9           | 109.3           | 107.0         | 104.3        | 117.8         |
| 2012      |            | 100.0                                                                                  | 103.1       | 104.9         | 109.2         | 131.9      | 110.9           | 109.3           | 107.0         | 104.3        | 117.8         |
| 2013      |            | 100.0                                                                                  | 103.1       | 104.9         | 109.2         | 131.9      | 110.9           | 109.3           | 107.0         | 104.3        | 117.8         |
| 2014      |            | 100.0                                                                                  | 102.5       | 104.3         | 108.6         | 128.7      | 110.3           | 108.7           | 106.5         | 104.8        | 115.5         |
| 2015      |            | 100.0                                                                                  | 102.2       | 103.9         | 108.3         | 126.7      | 110.0           | 108.3           | 106.1         | 105.1        | 114.1         |

| 年<br>Year | 大分類      | 建設機械 Construction machinery index |       |       |       |       |       |       |       |       |       |
|-----------|----------|-----------------------------------|-------|-------|-------|-------|-------|-------|-------|-------|-------|
|           | 2008年 平均 |                                   | 100.0 | 108.9 | 106.8 | 113.2 | 118.0 | 114.8 | 112.1 | 108.7 | 105.4 |
| 2009      |          | 100.0                             | 108.3 | 107.6 | 114.0 | 118.8 | 115.6 | 112.9 | 109.5 | 106.2 | 107.1 |
| 2010      |          | 100.0                             | 105.4 | 108.4 | 116.0 | 122.2 | 118.8 | 116.0 | 112.2 | 107.5 | 109.0 |
| 2011      |          | 100.0                             | 105.4 | 108.4 | 116.0 | 122.2 | 118.8 | 116.0 | 112.2 | 107.5 | 109.0 |
| 2012      |          | 100.0                             | 105.4 | 108.4 | 116.0 | 122.2 | 118.8 | 116.0 | 112.2 | 107.5 | 109.0 |
| 2013      |          | 100.0                             | 105.4 | 108.4 | 116.0 | 122.2 | 118.8 | 116.0 | 112.2 | 107.5 | 109.0 |
| 2014      |          | 100.0                             | 105.4 | 108.4 | 116.0 | 122.2 | 118.8 | 116.0 | 112.2 | 107.5 | 109.0 |
| 2015      |          | 100.0                             | 105.4 | 108.4 | 116.0 | 122.2 | 118.8 | 116.0 | 112.2 | 107.5 | 109.0 |

|          |  | 重仮設材 Heavy temporary work material index |       |       |       |       |       |       |       |       |       |
|----------|--|------------------------------------------|-------|-------|-------|-------|-------|-------|-------|-------|-------|
| 2008年 平均 |  | 100.0                                    | 100.0 | 100.0 | 100.0 | 200.8 | 100.0 | 100.0 | 100.0 | 100.0 | 139.9 |
| 2009     |  | 100.0                                    | 100.0 | 100.0 | 100.0 | 197.5 | 100.0 | 100.0 | 100.0 | 100.0 | 138.5 |
| 2010     |  | 100.0                                    | 100.0 | 100.0 | 100.0 | 197.5 | 100.0 | 100.0 | 100.0 | 100.0 | 138.5 |
| 2011     |  | 100.0                                    | 100.0 | 100.0 | 100.0 | 197.5 | 100.0 | 100.0 | 100.0 | 100.0 | 138.5 |
| 2012     |  | 100.0                                    | 100.0 | 100.0 | 100.0 | 197.5 | 100.0 | 100.0 | 100.0 | 100.0 | 138.5 |
| 2013     |  | 100.0                                    | 100.0 | 100.0 | 100.0 | 197.5 | 100.0 | 100.0 | 100.0 | 100.0 | 138.5 |
| 2014     |  | 100.0                                    | 97.1  | 97.1  | 97.1  | 181.3 | 97.1  | 97.1  | 97.1  | 102.4 | 126.9 |
| 2015     |  | 100.0                                    | 95.3  | 95.3  | 95.3  | 171.3 | 95.3  | 95.3  | 95.3  | 103.9 | 119.8 |

|          |  | 軽仮設材 Light temporary work material index |       |       |       |       |       |       |       |       |       |
|----------|--|------------------------------------------|-------|-------|-------|-------|-------|-------|-------|-------|-------|
| 2008年 平均 |  | 100.0                                    | 100.0 | 100.0 | 100.0 | 100.0 | 100.0 | 100.0 | 100.0 | 100.0 | 122.0 |
| 2009     |  | 100.0                                    | 100.0 | 100.0 | 100.0 | 100.0 | 100.0 | 100.0 | 100.0 | 100.0 | 122.1 |
| 2010     |  | 100.0                                    | 100.0 | 100.0 | 100.0 | 100.0 | 100.0 | 100.0 | 100.0 | 100.0 | 122.1 |
| 2011     |  | 100.0                                    | 100.0 | 100.0 | 100.0 | 100.0 | 100.0 | 100.0 | 100.0 | 100.0 | 122.1 |
| 2012     |  | 100.0                                    | 100.0 | 100.0 | 100.0 | 100.0 | 100.0 | 100.0 | 100.0 | 100.0 | 122.1 |
| 2013     |  | 100.0                                    | 100.0 | 100.0 | 100.0 | 100.0 | 100.0 | 100.0 | 100.0 | 100.0 | 122.1 |
| 2014     |  | 100.0                                    | 100.0 | 100.0 | 100.0 | 100.0 | 100.0 | 100.0 | 100.0 | 100.0 | 122.1 |
| 2015     |  | 100.0                                    | 100.0 | 100.0 | 100.0 | 100.0 | 100.0 | 100.0 | 100.0 | 100.0 | 122.1 |

- 注) 1. 都市別指数については、東京は関東、大阪は関西、名古屋は中部、福岡は九州、那覇は沖縄、広島は中国、高松は四国、新潟は北陸、仙台は東北、札幌は北海道の掲載価格を使用して算出している。  
2. 重仮設材の那覇、札幌以外の都市、軽仮設材の札幌以外の都市は全国価格を使用して算出している。

## 第4部 関連指標

### Related data

|                                                                     |     |
|---------------------------------------------------------------------|-----|
| I. 建築着工統計.....                                                      | 96  |
| Building Starts                                                     |     |
| II. 住宅着工統計.....                                                     | 100 |
| Housing Starts                                                      |     |
| III. 建築着工統計による単価及び指数.....                                           | 102 |
| Estimated construction price and index per sq.m.<br>Building Starts |     |
| IV. 建設工事費デフレーター.....                                                | 106 |
| Deflator for Construction Cost Work                                 |     |
| V. 物価指数・賃金指数.....                                                   | 107 |
| Price index and Wage index                                          |     |



# I. 建築着工統計(1) Building Starts

(1) 建築物着工(統計) : 構造別(床面積)

Building Starts : by Structural frame (Floor area)

(単位 : 千平方メートル Unit : Thousand square meters)

| 年 月<br>Fiscal Year<br>Month | 総 計<br>Grand total | 構 造 別 Type of structural frame |                                                          |                                          |                         |                                      |                 |
|-----------------------------|--------------------|--------------------------------|----------------------------------------------------------|------------------------------------------|-------------------------|--------------------------------------|-----------------|
|                             |                    | 木 造<br>Wooden                  | 鉄骨鉄筋<br>コンクリート造<br>Steel-frame<br>reinforced<br>concrete | 鉄 筋<br>コンクリート造<br>Reinforced<br>concrete | 鉄 骨 造<br>Steel<br>frame | コンクリート<br>ブロック造<br>Concrete<br>block | そ の 他<br>Others |
| 平成22年度 (F. Y. 2010)         | 122,283            | 52,800                         | 2,730                                                    | 25,680                                   | 40,478                  | 90                                   | 504             |
| 23 ( ( 2011)                | 127,292            | 52,915                         | 2,613                                                    | 29,336                                   | 41,793                  | 86                                   | 549             |
| 24 ( ( 2012)                | 135,454            | 55,551                         | 2,678                                                    | 30,207                                   | 46,256                  | 107                                  | 655             |
| 25 ( ( 2013)                | 148,456            | 61,997                         | 3,465                                                    | 29,675                                   | 52,343                  | 127                                  | 848             |
| 26 ( ( 2014)                | 130,791            | 52,654                         | 3,019                                                    | 25,646                                   | 48,554                  | 83                                   | 835             |
| 平成26年10~12月 (O~D 2014)      | 33,562             | 13,900                         | 641                                                      | 6,383                                    | 12,432                  | 23                                   | 183             |
| 平成27年 1~ 3月 (J~M 2015)      | 29,987             | 11,692                         | 697                                                      | 5,751                                    | 11,591                  | 18                                   | 238             |
| 4~ 6 (A~J )                 | 34,361             | 13,584                         | 712                                                      | 6,896                                    | 12,925                  | 26                                   | 219             |
| 7~ 9 (J~S )                 | 33,340             | 14,297                         | 709                                                      | 5,306                                    | 12,796                  | 24                                   | 208             |
| 10~12 (O~D )                | 31,936             | 14,043                         | 664                                                      | 5,279                                    | 11,765                  | 22                                   | 163             |
| 平成27年 2月 (Feb. 2015)        | 10,437             | 3,830                          | 166                                                      | 2,087                                    | 4,284                   | 8                                    | 61              |
| 3 (Mar. )                   | 9,789              | 4,075                          | 327                                                      | 1,692                                    | 3,571                   | 5                                    | 118             |
| 4 (Apr. )                   | 11,609             | 4,429                          | 526                                                      | 2,233                                    | 4,334                   | 10                                   | 78              |
| 5 (May )                    | 10,538             | 4,176                          | 89                                                       | 2,130                                    | 4,079                   | 7                                    | 57              |
| 6 (June )                   | 12,214             | 4,979                          | 97                                                       | 2,533                                    | 4,511                   | 9                                    | 85              |
| 7 (July )                   | 11,583             | 4,750                          | 492                                                      | 1,756                                    | 4,516                   | 8                                    | 61              |
| 8 (Aug. )                   | 11,012             | 4,772                          | 123                                                      | 1,867                                    | 4,185                   | 9                                    | 56              |
| 9 (Sept. )                  | 10,745             | 4,776                          | 94                                                       | 1,683                                    | 4,095                   | 7                                    | 90              |
| 10 (Oct. )                  | 10,913             | 4,678                          | 291                                                      | 1,869                                    | 4,005                   | 7                                    | 63              |
| 11 (Nov. )                  | 10,737             | 4,921                          | 77                                                       | 1,706                                    | 3,974                   | 6                                    | 52              |
| 12 (Dec. )                  | 10,286             | 4,443                          | 296                                                      | 1,704                                    | 3,787                   | 9                                    | 47              |
| 平成28年 1月 (Jan. 2016)        | 9,245              | 3,879                          | 183                                                      | 1,631                                    | 3,499                   | 8                                    | 45              |
| 2 (Feb. )                   | 10,228             | 4,043                          | 347                                                      | 1,937                                    | 3,861                   | 6                                    | 34              |

[対前年同期比] Change ratio from same period of previous year

(単位 : %)

|                        |        |        |        |        |        |        |        |
|------------------------|--------|--------|--------|--------|--------|--------|--------|
| 平成22年度 (F. Y. 2010)    | 8.0    | 8.2    | △ 7.1  | 10.1   | 7.7    | 11.1   | 9.5    |
| 23 ( ( 2011)           | 4.1    | 0.2    | △ 4.3  | 14.2   | 3.2    | △ 5.4  | 9.0    |
| 24 ( ( 2012)           | 6.4    | 5.0    | 2.5    | 3.0    | 10.7   | 25.5   | 19.3   |
| 25 ( ( 2013)           | 9.6    | 11.6   | 29.4   | △ 1.8  | 13.2   | 18.0   | 29.5   |
| 26 ( ( 2014)           | △ 11.9 | △ 15.1 | △ 12.9 | △ 13.6 | △ 7.2  | △ 34.3 | △ 1.5  |
| 平成26年10~12月 (O~D 2014) | △ 13.7 | △ 21.4 | △ 41.9 | △ 7.2  | △ 4.4  | △ 33.1 | △ 3.9  |
| 平成27年 1~ 3月 (J~M 2015) | △ 9.7  | △ 6.7  | △ 20.7 | △ 21.5 | △ 5.5  | △ 34.5 | 30.0   |
| 4~ 6 (A~J )            | 1.7    | 1.2    | △ 23.2 | 1.0    | 4.3    | 31.3   | 9.6    |
| 7~ 9 (J~S )            | △ 0.3  | 4.9    | △ 6.0  | △ 20.6 | 5.4    | 8.2    | △ 3.1  |
| 10~12 (O~D )           | △ 4.8  | 1.0    | 3.5    | △ 17.3 | △ 5.4  | △ 5.8  | △ 11.1 |
| 平成27年 2月 (Feb. 2015)   | △ 0.4  | △ 6.0  | △ 38.3 | △ 12.8 | 16.7   | △ 38.6 | 16.3   |
| 3 (Mar. )              | △ 8.4  | △ 0.3  | 31.4   | △ 27.6 | △ 9.1  | △ 38.2 | 45.0   |
| 4 (Apr. )              | △ 1.2  | △ 2.7  | 52.5   | △ 16.6 | 5.7    | 45.9   | 9.9    |
| 5 (May )               | 3.7    | 0.9    | △ 69.6 | 13.4   | 8.2    | △ 0.8  | △ 26.2 |
| 6 (June )              | 2.8    | 5.0    | △ 66.5 | 11.3   | △ 0.1  | 55.5   | 61.8   |
| 7 (July )              | 2.9    | 6.0    | 94.8   | △ 17.9 | 5.5    | △ 0.9  | △ 36.7 |
| 8 (Aug. )              | △ 2.6  | 5.8    | △ 39.8 | △ 24.5 | 3.1    | 8.9    | 2.6    |
| 9 (Sept. )             | △ 1.2  | 2.9    | △ 68.5 | △ 18.6 | 7.7    | 19.9   | 43.1   |
| 10 (Oct. )             | △ 11.8 | 1.3    | △ 22.6 | △ 26.2 | △ 16.1 | △ 29.3 | △ 7.2  |
| 11 (Nov. )             | △ 1.4  | 3.7    | △ 22.0 | △ 14.3 | △ 0.3  | △ 2.9  | △ 8.3  |
| 12 (Dec. )             | △ 0.1  | △ 2.1  | 77.8   | △ 8.4  | 3.1    | 22.3   | △ 18.5 |
| 平成28年 1月 (Jan. 2016)   | △ 5.3  | 2.4    | △ 9.8  | △ 17.3 | △ 6.3  | 54.3   | △ 23.8 |
| 2 (Feb. )              | △ 2.0  | 5.5    | 108.5  | △ 7.2  | △ 9.9  | △ 24.6 | △ 45.0 |

資料出所 : 国土交通省 総合政策局

Source: Policy Bureau, Ministry of Land, Infrastructure and Transport

(注) 各項目と総計は、四捨五入の関係で必ずしも一致しない。

Note: Each item and Total are not necessarily in agreement due to rounding off.

# I. 建築着工統計(2) Building Starts

(2) 建築物着工(非居住用)：使途別(床面積)

Building Starts : (Non-dwelling) by Use (Floor area)

| 年 月<br>Fiscal Year<br>Month | 床 面 積 (千平方米) Floor area (Thousand square meters) |                  |               |                               |                   |                       |                           |                 |
|-----------------------------|--------------------------------------------------|------------------|---------------|-------------------------------|-------------------|-----------------------|---------------------------|-----------------|
|                             | 総 計<br>Total                                     | 事 務 所<br>Offices | 店 舗<br>Stores | 工 場 及 び<br>作 業 場<br>Factories | 倉 庫<br>Warehouses | 学 校 の<br>舎<br>Schools | 病 院<br>診 療 所<br>Hospitals | そ の 他<br>Others |
| 平成22年度 (F. Y. 2010)         | 44,489                                           | 5,548            | 5,745         | 6,543                         | 4,382             | 4,401                 | 3,513                     | 14,357          |
| 23 ( 2011)                  | 47,522                                           | 5,831            | 5,197         | 7,315                         | 5,511             | 4,414                 | 4,575                     | 14,679          |
| 24 ( 2012)                  | 52,031                                           | 6,123            | 7,433         | 8,476                         | 6,478             | 4,582                 | 3,725                     | 15,214          |
| 25 ( 2013)                  | 56,258                                           | 6,094            | 8,350         | 8,037                         | 7,028             | 4,800                 | 4,153                     | 17,794          |
| 26 ( 2014)                  | 52,612                                           | 6,187            | 7,147         | 7,714                         | 8,200             | 4,187                 | 3,372                     | 15,805          |
| 平成26年10~12月 (0~D 2014)      | 13,252                                           | 1,201            | 2,109         | 1,994                         | 2,087             | 1,055                 | 794                       | 4,013           |
| 平成27年 1~ 3月 (J~M 2015)      | 12,020                                           | 1,719            | 1,536         | 2,009                         | 2,086             | 805                   | 736                       | 3,129           |
| 4~ 6 (A~J )                 | 13,678                                           | 1,784            | 1,702         | 2,251                         | 2,298             | 990                   | 698                       | 3,956           |
| 7~ 9 (J~S )                 | 12,979                                           | 1,799            | 1,783         | 2,611                         | 1,693             | 916                   | 433                       | 3,745           |
| 10~12 (0~D )                | 12,018                                           | 1,418            | 1,063         | 2,017                         | 2,010             | 959                   | 793                       | 3,757           |
| 平成27年 2月 (Feb. 2015)        | 4,561                                            | 657              | 443           | 748                           | 1,076             | 280                   | 350                       | 1,007           |
| 3 (Mar. )                   | 3,567                                            | 447              | 429           | 619                           | 463               | 237                   | 242                       | 1,129           |
| 4 (Apr. )                   | 4,943                                            | 532              | 643           | 705                           | 959               | 461                   | 304                       | 1,339           |
| 5 (May )                    | 4,244                                            | 480              | 510           | 818                           | 699               | 232                   | 210                       | 1,295           |
| 6 (June )                   | 4,491                                            | 772              | 548           | 729                           | 640               | 297                   | 184                       | 1,322           |
| 7 (July )                   | 4,774                                            | 1,086            | 618           | 775                           | 440               | 346                   | 153                       | 1,355           |
| 8 (Aug. )                   | 4,178                                            | 345              | 633           | 1,066                         | 455               | 336                   | 108                       | 1,236           |
| 9 (Sept. )                  | 4,027                                            | 368              | 532           | 770                           | 798               | 234                   | 172                       | 1,154           |
| 10 (Oct. )                  | 4,252                                            | 491              | 389           | 688                           | 745               | 276                   | 338                       | 1,325           |
| 11 (Nov. )                  | 3,803                                            | 444              | 370           | 596                           | 681               | 359                   | 176                       | 1,178           |
| 12 (Dec. )                  | 3,962                                            | 484              | 304           | 733                           | 585               | 323                   | 279                       | 1,255           |
| 平成28年 1月 (Jan. 2016)        | 3,460                                            | 406              | 401           | 593                           | 558               | 226                   | 280                       | 996             |
| 2 (Feb. )                   | 4,013                                            | 373              | 664           | 728                           | 653               | 380                   | 285                       | 931             |

[対前年同期比] Change ratio from same period of previous year

(単位：%)

|                        |        |        |        |        |        |        |        |        |
|------------------------|--------|--------|--------|--------|--------|--------|--------|--------|
| 平成22年度 (F. Y. 2010)    | 7.5    | △ 21.4 | 4.0    | 18.3   | 6.1    | 2.9    | 53.3   | 14.3   |
| 23 ( 2011)             | 6.8    | 5.1    | △ 9.5  | 11.8   | 25.8   | 0.3    | 30.2   | 2.2    |
| 24 ( 2012)             | 9.5    | 5.0    | 43.0   | 15.9   | 17.5   | 3.8    | △ 18.6 | 3.6    |
| 25 ( 2013)             | 8.1    | △ 0.5  | 12.3   | △ 5.2  | 8.5    | 4.8    | △ 11.5 | 17.0   |
| 26 ( 2014)             | △ 6.5  | 1.5    | △ 14.4 | △ 4.0  | 16.7   | △ 12.8 | △ 18.8 | △ 11.2 |
| 平成26年10~12月 (0~D 2014) | △ 4.6  | △ 20.4 | 25.4   | △ 4.3  | 39.1   | △ 1.9  | △ 21.8 | △ 20.1 |
| 平成27年 1~ 3月 (J~M 2015) | △ 9.1  | 37.2   | △ 24.9 | 13.0   | 15.2   | △ 26.3 | △ 46.9 | △ 18.9 |
| 4~ 6 (A~J )            | △ 2.2  | △ 0.5  | △ 14.5 | 19.0   | 28.2   | △ 17.5 | △ 34.9 | △ 6.7  |
| 7~ 9 (J~S )            | △ 2.9  | 22.1   | 17.9   | 43.5   | △ 24.2 | △ 18.7 | △ 43.8 | △ 15.4 |
| 10~12 (0~D )           | △ 9.3  | 18.1   | △ 49.6 | 1.2    | △ 3.7  | △ 9.1  | △ 0.1  | △ 6.4  |
| 平成27年 2月 (Feb. 2015)   | 9.4    | 51.2   | △ 15.3 | 21.6   | 115.3  | △ 26.3 | △ 9.5  | △ 24.3 |
| 3 (Mar. )              | △ 18.9 | 7.2    | △ 42.0 | 7.5    | △ 21.6 | △ 20.7 | △ 56.1 | △ 7.9  |
| 4 (Apr. )              | 2.2    | △ 12.9 | △ 2.8  | 27.3   | 91.7   | 16.0   | △ 43.1 | △ 15.1 |
| 5 (May )               | 4.1    | △ 13.4 | 10.7   | 10.9   | 14.4   | 7.2    | △ 5.7  | 1.6    |
| 6 (June )              | △ 11.3 | 22.9   | △ 36.8 | 21.1   | △ 6.0  | △ 49.3 | △ 41.6 | △ 4.7  |
| 7 (July )              | 0.9    | 135.0  | 14.9   | 16.9   | △ 38.1 | △ 21.0 | △ 44.4 | △ 17.6 |
| 8 (Aug. )              | △ 7.6  | △ 15.2 | 37.4   | 96.8   | △ 55.7 | △ 19.2 | △ 57.0 | △ 13.0 |
| 9 (Sept. )             | △ 2.0  | △ 39.2 | 3.5    | 25.2   | 60.8   | △ 14.3 | △ 29.8 | △ 15.2 |
| 10 (Oct. )             | △ 22.1 | 7.6    | △ 59.4 | △ 24.6 | △ 21.7 | △ 37.1 | 53.1   | △ 12.9 |
| 11 (Nov. )             | △ 6.8  | 3.8    | △ 44.8 | 17.1   | 14.5   | 17.1   | △ 26.7 | △ 11.6 |
| 12 (Dec. )             | 6.7    | 52.5   | △ 36.9 | 28.2   | 8.2    | 4.9    | △ 16.3 | 8.2    |
| 平成28年 1月 (Jan. 2016)   | △ 11.1 | △ 34.0 | △ 39.7 | △ 7.7  | 2.1    | △ 21.2 | 95.0   | 0.3    |
| 2 (Feb. )              | △ 12.0 | △ 43.2 | 50.0   | △ 2.6  | △ 39.3 | 35.5   | △ 18.7 | △ 7.5  |

資料出所：国土交通省 総合政策局

Source: Policy Bureau, Ministry of Land, Infrastructure and Transport

(注) 各項目と総計は、四捨五入の関係で必ずしも一致しない。

Note: Each item and Total are not necessarily in agreement due to rounding off.



# I. 建築着工統計(4) Building Starts

(4) 建築物着工：主な構造・用途の建築着工予定工事費単価及び指数

Building Starts : Estimated construction price per sq.m., by type of Structural frame & Use

(単位：千円/㎡, 2005年=100 Unit : Thousand yen per sq.m.)

| 年 月<br>Year Month    | 木 造<br>Wooden                       |              | 鉄骨鉄筋コンクリート造<br>Steel-frame reinforced concrete |              | 鉄筋コンクリート造<br>Reinforced concrete    |              | 鉄 骨 造<br>Steel frame       |              |
|----------------------|-------------------------------------|--------------|------------------------------------------------|--------------|-------------------------------------|--------------|----------------------------|--------------|
|                      | 居 住 専 用<br>Exclusively for dwelling |              | 事 務 所<br>Offices                               |              | 居 住 専 用<br>Exclusively for dwelling |              | 工 場 及 び 作 業 場<br>Factories |              |
|                      | 単 価<br>Price                        | 指 数<br>Index | 単 価<br>Price                                   | 指 数<br>Index | 単 価<br>Price                        | 指 数<br>Index | 単 価<br>Price               | 指 数<br>Index |
| 平成20年 (C.Y. 2008)    | 158                                 | 102.6        | 268                                            | 86.7         | 194                                 | 118.3        | 154                        | 145.3        |
| 21 ( 2009)           | 158                                 | 102.6        | 322                                            | 104.2        | 197                                 | 120.1        | 134                        | 126.4        |
| 22 ( 2010)           | 158                                 | 102.6        | 318                                            | 102.9        | 183                                 | 111.6        | 122                        | 115.1        |
| 23 ( 2011)           | 158                                 | 102.6        | 339                                            | 220.1        | 181                                 | 110.4        | 129                        | 121.7        |
| 24 ( 2012)           | 159                                 | 103.2        | 244                                            | 79.0         | 180                                 | 109.8        | 130                        | 122.6        |
| 25 ( 2013)           | 161                                 | 104.5        | 326                                            | 105.5        | 188                                 | 114.6        | 133                        | 125.5        |
| 26 ( 2014)           | 164                                 | 106.5        | 365                                            | 118.1        | 207                                 | 126.2        | 160                        | 150.9        |
| 27 ( 2015)           | 166                                 | 107.8        | 363                                            | 117.5        | 228                                 | 139.0        | 181                        | 170.8        |
| 平成27年 2月 (Feb. 2015) | 165                                 | 107.1        | 496                                            | 148.1        | 217                                 | 133.7        | 189                        | 170.1        |
| 3 (Mar. )            | 166                                 | 107.6        | 282                                            | 120.5        | 217                                 | 137.2        | 170                        | 176.4        |
| 4 (Apr. )            | 166                                 | 107.8        | 339                                            | 129.4        | 241                                 | 145.1        | 202                        | 189.9        |
| 5 (May )             | 166                                 | 108.0        | 579                                            | 142.2        | 256                                 | 144.9        | 232                        | 188.4        |
| 6 (June )            | 167                                 | 108.0        | 400                                            | 142.9        | 216                                 | 139.4        | 165                        | 172.6        |
| 7 (July )            | 166                                 | 108.0        | 346                                            | 129.2        | 214                                 | 133.1        | 152                        | 153.8        |
| 8 (Aug. )            | 166                                 | 108.0        | 452                                            | 118.9        | 225                                 | 136.0        | 172                        | 160.7        |
| 9 (Sept. )           | 167                                 | 108.2        | 304                                            | 94.6         | 230                                 | 140.0        | 187                        | 162.3        |
| 10 (Oct. )           | 167                                 | 108.2        | 121                                            | 82.1         | 234                                 | 142.3        | 157                        | 162.3        |
| 11 (Nov. )           | 166                                 | 107.8        | 336                                            | 99.9         | 236                                 | 141.9        | 172                        | 162.3        |
| 12 (Dec. )           | 165                                 | 107.6        | 469                                            | 128.8        | 228                                 | 143.1        | 187                        | 168.2        |
| 平成28年 1月 (Jan. 2016) | 166                                 | 107.8        | 389                                            | 119.8        | 240                                 | 142.9        | 176                        | 168.2        |
| 2 (Feb. )            | 167                                 | P 108.1      | 253                                            | P 103.9      | 235                                 | P 144.8      | 172                        | P 164.2      |

(注1) 月別指数は、3箇月移動平均である。

(P : 暫定値)



## II. 住宅着工統計（2）Housing Starts

(3) 住宅着工：新設住宅の構造別（戸数）

Housing Starts : New Construction Starts of Houses  
by Structural frame (Number of Housing Units)

(単位：戸 Unit : Housing unit)

| 年 月<br>Fiscal Year<br>Month | 総 計<br>Grand<br>total | 構 造 別 Type of structural frame |                                                          |                                          |                         |                                      |                 |
|-----------------------------|-----------------------|--------------------------------|----------------------------------------------------------|------------------------------------------|-------------------------|--------------------------------------|-----------------|
|                             |                       | 木 造<br>Wooden                  | 鉄骨鉄筋<br>コンクリート造<br>Steel-frame<br>reinforced<br>concrete | 鉄 筋<br>コンクリート造<br>Reinforced<br>concrete | 鉄 骨 造<br>Steel<br>frame | コンクリート<br>ブロック造<br>Concrete<br>block | そ の 他<br>Others |
| 平成22年度 (F. Y. 2010)         | 819,020               | 464,140                        | 6,137                                                    | 201,205                                  | 146,166                 | 668                                  | 704             |
| 23 ( 2011)                  | 841,246               | 466,434                        | 5,341                                                    | 226,823                                  | 141,430                 | 687                                  | 531             |
| 24 ( 2012)                  | 893,002               | 493,133                        | 4,951                                                    | 245,532                                  | 147,845                 | 821                                  | 720             |
| 25 ( 2013)                  | 987,254               | 551,152                        | 3,367                                                    | 263,462                                  | 167,352                 | 1,015                                | 906             |
| 26 ( 2014)                  | 880,470               | 486,058                        | 5,229                                                    | 231,699                                  | 156,049                 | 740                                  | 695             |
| 平成26年10～12月 (O～D 2014)      | 233,951               | 131,937                        | 1,167                                                    | 58,042                                   | 42,424                  | 191                                  | 190             |
| 平成27年 1～ 3月 (J～M 2015)      | 205,152               | 110,447                        | 1,453                                                    | 55,095                                   | 37,830                  | 164                                  | 163             |
| 4～ 6 (A～J )                 | 235,455               | 125,098                        | 884                                                      | 69,036                                   | 40,021                  | 225                                  | 191             |
| 7～ 9 (J～S )                 | 236,390               | 134,193                        | 1,151                                                    | 57,292                                   | 43,236                  | 191                                  | 327             |
| 10～12 (O～D )                | 232,302               | 134,580                        | 965                                                      | 52,590                                   | 43,777                  | 185                                  | 205             |
| 平成27年 2月 (Feb. 2015)        | 67,552                | 35,999                         | 310                                                      | 18,863                                   | 12,258                  | 75                                   | 47              |
| 3 (Mar. )                   | 69,887                | 38,252                         | 884                                                      | 18,015                                   | 12,626                  | 44                                   | 66              |
| 4 (Apr. )                   | 75,617                | 40,796                         | 346                                                      | 21,506                                   | 12,815                  | 89                                   | 65              |
| 5 (May )                    | 71,720                | 38,151                         | 270                                                      | 20,646                                   | 12,539                  | 60                                   | 54              |
| 6 (June )                   | 88,118                | 46,151                         | 268                                                      | 26,884                                   | 14,667                  | 76                                   | 72              |
| 7 (July )                   | 78,263                | 43,875                         | 144                                                      | 19,176                                   | 14,901                  | 61                                   | 106             |
| 8 (Aug. )                   | 80,255                | 45,140                         | 838                                                      | 20,001                                   | 14,096                  | 74                                   | 106             |
| 9 (Sept. )                  | 77,872                | 45,178                         | 169                                                      | 18,115                                   | 14,239                  | 56                                   | 115             |
| 10 (Oct. )                  | 77,153                | 43,954                         | 449                                                      | 17,928                                   | 14,697                  | 63                                   | 62              |
| 11 (Nov. )                  | 79,697                | 47,485                         | 197                                                      | 16,839                                   | 15,058                  | 52                                   | 66              |
| 12 (Dec. )                  | 75,452                | 43,141                         | 319                                                      | 17,823                                   | 14,022                  | 70                                   | 77              |
| 平成28年 1月 (Jan. 2016)        | 67,815                | 37,516                         | 295                                                      | 16,890                                   | 13,026                  | 54                                   | 34              |
| 2 (Feb. )                   | 72,831                | 38,605                         | 871                                                      | 21,077                                   | 12,186                  | 52                                   | 40              |

資料出所：国土交通省 総合政策局

Source: Policy Bureau, Ministry of Land, Infrastructure and Transport

### Ⅲ. 建築着工統計による単価（床面積当たり工事費予定額）及び指数（1）

#### Estimated Construction price and index per sq.m. by Building Starts

（単位：千円/㎡，東京=100）

(1) 都道府県別・構造別（2015年平均）

Unit: Thousand yen/sq.m., Tokyo=100

| 都道府県 Prefectures  | W 造                 |              | SRC造                |              | RC造                 |              | S 造                 |              |
|-------------------|---------------------|--------------|---------------------|--------------|---------------------|--------------|---------------------|--------------|
|                   | 単 価<br>Const. price | 指 数<br>Index | 単 価<br>Const. price | 指 数<br>Index | 単 価<br>Const. price | 指 数<br>Index | 単 価<br>Const. price | 指 数<br>Index |
| 北海道 Hokkaido      | 159                 | 90.3         | 306                 | 86.1         | 196                 | 67.1         | 181                 | 60.3         |
| 青森 Aomori-ken     | 153                 | 86.9         | -                   | -            | 293                 | 100.3        | 200                 | 66.6         |
| 岩手 Iwate-ken      | 167                 | 94.7         | 737                 | 207.4        | 352                 | 120.6        | 184                 | 61.3         |
| 宮城 Miyagi-ken     | 171                 | 97.4         | 394                 | 110.8        | 289                 | 99.0         | 203                 | 67.5         |
| 秋田 Akita-ken      | 153                 | 86.7         | -                   | -            | 294                 | 100.8        | 209                 | 69.6         |
| 山形 Yamagata-ken   | 159                 | 90.1         | 492                 | 138.4        | 296                 | 101.4        | 178                 | 59.1         |
| 福島 Fukushima-ken  | 171                 | 97.0         | 429                 | 120.7        | 290                 | 99.5         | 232                 | 77.1         |
| 茨城 Ibaraki-ken    | 163                 | 92.7         | 223                 | 62.8         | 226                 | 77.4         | 188                 | 62.6         |
| 栃木 Tochigi-ken    | 163                 | 92.4         | 345                 | 97.0         | 240                 | 82.4         | 173                 | 57.6         |
| 群馬 Gunma-ken      | 161                 | 91.6         | 324                 | 91.2         | 292                 | 100.1        | 170                 | 56.5         |
| 埼玉 Saitama-ken    | 161                 | 91.5         | 279                 | 78.3         | 256                 | 87.7         | 208                 | 69.2         |
| 千葉 Chiba-ken      | 169                 | 95.9         | 179                 | 50.4         | 210                 | 72.0         | 179                 | 59.6         |
| 東京 Tokyo-to       | <b>176</b>          | <b>100.0</b> | <b>356</b>          | <b>100.0</b> | <b>292</b>          | <b>100.0</b> | <b>301</b>          | <b>100.0</b> |
| 神奈川 Kanagawa-ken  | 171                 | 97.4         | 155                 | 43.6         | 262                 | 89.9         | 220                 | 73.2         |
| 新潟 Niigata-ken    | 164                 | 93.1         | 245                 | 69.0         | 305                 | 104.5        | 174                 | 57.9         |
| 富山 Toyama-ken     | 169                 | 96.2         | 411                 | 115.5        | 266                 | 91.1         | 205                 | 68.3         |
| 石川 Ishikawa-ken   | 162                 | 92.0         | 202                 | 56.7         | 213                 | 73.1         | 265                 | 88.0         |
| 福井 Fukui-ken      | 160                 | 90.9         | 377                 | 106.2        | 251                 | 86.1         | 190                 | 63.4         |
| 山梨 Yamanashi-ken  | 176                 | 99.9         | -                   | -            | 156                 | 53.5         | 175                 | 58.2         |
| 長野 Nagano-ken     | 181                 | 102.8        | 373                 | 104.9        | 251                 | 86.1         | 176                 | 58.4         |
| 岐阜 Gifu-ken       | 171                 | 96.9         | 124                 | 34.8         | 231                 | 79.1         | 162                 | 54.0         |
| 静岡 Shizuoka-ken   | 174                 | 98.7         | 90                  | 25.4         | 239                 | 82.0         | 189                 | 62.9         |
| 愛知 Aichi-ken      | 170                 | 96.5         | 311                 | 87.6         | 231                 | 79.2         | 180                 | 59.8         |
| 三重 Mie-ken        | 175                 | 99.5         | 236                 | 66.3         | 210                 | 72.0         | 162                 | 53.9         |
| 滋賀 Shiga-ken      | 158                 | 89.8         | 253                 | 71.3         | 221                 | 75.8         | 181                 | 60.2         |
| 京都 Kyoto-fu       | 168                 | 95.4         | 207                 | 58.3         | 242                 | 82.8         | 187                 | 62.2         |
| 大阪 Osaka-fu       | 158                 | 89.6         | 603                 | 169.6        | 201                 | 69.0         | 198                 | 65.8         |
| 兵庫 Hyogo-ken      | 162                 | 92.3         | 338                 | 95.1         | 214                 | 73.4         | 171                 | 57.0         |
| 奈良 Nara-ken       | 161                 | 91.5         | 4                   | 1.0          | 224                 | 76.8         | 188                 | 62.4         |
| 和歌山 Wakayama-ken  | 162                 | 92.2         | -                   | -            | 305                 | 104.6        | 167                 | 55.6         |
| 鳥取 Tottori-ken    | 167                 | 95.0         | -                   | -            | 275                 | 94.4         | 169                 | 56.2         |
| 島根 Shimane-ken    | 167                 | 94.8         | 518                 | 145.8        | 203                 | 69.7         | 147                 | 48.8         |
| 岡山 Okayama-ken    | 181                 | 102.5        | 161                 | 45.4         | 200                 | 68.7         | 169                 | 56.1         |
| 広島 Hiroshima-ken  | 165                 | 93.6         | 245                 | 68.8         | 245                 | 84.0         | 186                 | 62.0         |
| 山口 Yamaguchi-ken  | 170                 | 96.6         | 450                 | 126.6        | 240                 | 82.2         | 175                 | 58.2         |
| 徳島 Tokushima-ken  | 154                 | 87.3         | 230                 | 64.6         | 224                 | 76.9         | 192                 | 63.9         |
| 香川 Kagawa-ken     | 163                 | 92.4         | 167                 | 47.1         | 228                 | 78.0         | 153                 | 50.9         |
| 愛媛 Ehime-ken      | 159                 | 90.2         | 263                 | 74.0         | 198                 | 67.7         | 146                 | 48.7         |
| 高知 Kouchi-ken     | 172                 | 97.8         | 550                 | 154.8        | 294                 | 100.8        | 163                 | 54.3         |
| 福岡 Fukuoka-ken    | 155                 | 88.0         | 120                 | 33.9         | 195                 | 66.7         | 181                 | 60.1         |
| 佐賀 Saga-ken       | 151                 | 85.6         | 359                 | 100.9        | 202                 | 69.3         | 149                 | 49.5         |
| 長崎 Nagasaki-ken   | 157                 | 89.3         | 214                 | 60.1         | 214                 | 73.3         | 176                 | 58.7         |
| 熊本 Kumamoto-ken   | 154                 | 87.6         | 139                 | 39.2         | 199                 | 68.3         | 142                 | 47.4         |
| 大分 Oita-ken       | 149                 | 84.6         | -                   | -            | 193                 | 66.2         | 174                 | 58.0         |
| 宮崎 Miyazaki-ken   | 141                 | 79.8         | 322                 | 90.4         | 212                 | 72.6         | 135                 | 44.8         |
| 鹿児島 Kagoshima-ken | 154                 | 87.4         | 322                 | 90.5         | 211                 | 72.4         | 145                 | 48.3         |
| 沖縄 Okinawa-ken    | 170                 | 96.4         | 249                 | 70.1         | 198                 | 68.0         | 155                 | 51.5         |
| 全国平均 Japan        | 165                 | 93.9         | 327                 | 91.9         | 240                 | 82.4         | 197                 | 65.6         |

資料出所：国土交通省 総合政策局

### Ⅲ. 建築着工統計による単価（床面積当たり工事費予定額）及び指数（２）

(2) 都道府県別・構造別・用途別（2015年平均）

東京=100

Tokyo=100

| 都道府県 Prefectures   | W 造               |              | SRC造              |              | RC造               |              | S 造               |              |
|--------------------|-------------------|--------------|-------------------|--------------|-------------------|--------------|-------------------|--------------|
|                    | 居住専用              | その他          | 居住専用              | その他          | 居住専用              | 事務所          | 居住専用              | 工場           |
|                    | Exc. for dwelling | Others       | Exc. for dwelling | Others       | Exc. for dwelling | Offices      | Exc. for dwelling | Factories    |
| 北海道 Hokkaido       | 92.0              | 78.8         | 50.8              | 107.7        | 56.5              | 83.3         | 78.1              | 93.0         |
| 青森 Aomori-ken      | 88.4              | 82.0         | -                 | -            | 67.4              | 88.6         | 71.4              | 74.6         |
| 岩手 Iwate-ken       | 95.2              | 70.6         | -                 | -            | 98.0              | 128.3        | 84.1              | 80.4         |
| 宮城 Miyagi-ken      | 96.0              | 121.9        | 44.1              | 317.3        | 95.3              | 140.7        | 83.1              | 91.0         |
| 秋田 Akita-ken       | 86.0              | 104.9        | -                 | -            | -                 | -            | 62.1              | 102.0        |
| 山形 Yamagata-ken    | 90.4              | 91.6         | 50.5              | -            | 40.1              | 101.6        | 58.1              | 79.3         |
| 福島 Fukushima-ken   | 97.8              | 100.8        | 70.8              | 50.4         | 95.4              | 90.9         | 79.4              | 84.6         |
| 茨城 Ibaraki-ken     | 92.5              | 100.1        | 48.4              | -            | 69.6              | 123.7        | 77.2              | 93.3         |
| 栃木 Tochigi-ken     | 92.7              | 93.4         | -                 | -            | 60.3              | 64.3         | 78.3              | 86.6         |
| 群馬 Gunma-ken       | 93.2              | 79.5         | 58.1              | 151.9        | 75.2              | 82.4         | 76.3              | 68.2         |
| 埼玉 Saitama-ken     | 91.0              | 105.3        | 95.1              | 134.4        | 84.0              | 96.2         | 85.8              | 80.5         |
| 千葉 Chiba-ken       | 95.5              | 116.7        | 20.4              | 110.8        | 71.7              | 95.3         | 84.4              | 84.7         |
| <b>東京 Tokyo-to</b> | <b>100.0</b>      | <b>100.0</b> | <b>100.0</b>      | <b>100.0</b> | <b>100.0</b>      | <b>100.0</b> | <b>100.0</b>      | <b>100.0</b> |
| 神奈川 Kanagawa-ken   | 97.1              | 101.8        | 76.0              | 54.4         | 88.8              | 134.1        | 94.3              | 91.4         |
| 新潟 Niigata-ken     | 94.9              | 98.1         | -                 | 154.4        | 78.8              | 90.6         | 73.9              | 76.0         |
| 富山 Toyama-ken      | 95.8              | 114.4        | 51.4              | 200.5        | 69.4              | 80.9         | 63.6              | 102.9        |
| 石川 Ishikawa-ken    | 92.3              | 101.7        | -                 | -            | 64.1              | 48.0         | 81.7              | 151.3        |
| 福井 Fukui-ken       | 91.4              | 110.9        | -                 | -            | 62.3              | 80.9         | 77.7              | 83.9         |
| 山梨 Yamanashi-ken   | 100.2             | 116.0        | -                 | -            | 39.1              | -            | 79.3              | 66.3         |
| 長野 Nagano-ken      | 103.0             | 109.8        | -                 | 175.1        | 67.6              | 102.1        | 76.1              | 62.5         |
| 岐阜 Gifu-ken        | 97.2              | 103.1        | -                 | -            | 66.4              | 72.8         | 87.0              | 55.5         |
| 静岡 Shizuoka-ken    | 98.9              | 108.4        | 59.1              | -            | 69.2              | 101.4        | 87.5              | 69.7         |
| 愛知 Aichi-ken       | 96.4              | 100.4        | 68.7              | 139.1        | 70.9              | 93.0         | 86.2              | 68.6         |
| 三重 Mie-ken         | 99.4              | 109.0        | -                 | 89.9         | 59.4              | 77.4         | 83.6              | 58.9         |
| 滋賀 Shiga-ken       | 90.1              | 86.4         | -                 | -            | 69.5              | 56.9         | 83.8              | 68.4         |
| 京都 Kyoto-fu        | 94.5              | 118.5        | 63.0              | -            | 72.7              | 102.1        | 80.6              | 69.6         |
| 大阪 Osaka-fu        | 89.4              | 100.4        | 76.1              | 125.4        | 69.0              | 90.3         | 79.6              | 84.6         |
| 兵庫 Hyogo-ken       | 92.9              | 89.5         | 69.4              | 153.2        | 70.4              | 73.5         | 81.4              | 79.9         |
| 奈良 Nara-ken        | 91.5              | 101.2        | -                 | -            | 64.4              | 139.8        | 75.8              | 49.7         |
| 和歌山 Wakayama-ken   | 91.7              | 100.9        | -                 | -            | 88.3              | 106.0        | 83.9              | 67.9         |
| 鳥取 Tottori-ken     | 95.6              | 99.3         | -                 | -            | 61.6              | 94.0         | 71.8              | 84.1         |
| 島根 Shimane-ken     | 96.8              | 92.1         | -                 | 198.8        | 61.3              | -            | 72.6              | 85.9         |
| 岡山 Okayama-ken     | 103.6             | 91.9         | 15.6              | -            | 60.7              | -            | 79.5              | 70.7         |
| 広島 Hiroshima-ken   | 93.0              | 102.8        | 69.6              | -            | 69.6              | 104.0        | 81.2              | 77.9         |
| 山口 Yamaguchi-ken   | 96.8              | 102.1        | -                 | -            | 57.4              | 103.0        | 78.1              | 99.5         |
| 徳島 Tokushima-ken   | 87.2              | 97.4         | 72.1              | -            | 57.5              | -            | 69.3              | 108.8        |
| 香川 Kagawa-ken      | 93.1              | 82.9         | 50.8              | -            | 55.2              | 110.3        | 70.3              | 59.3         |
| 愛媛 Ehime-ken       | 90.2              | 105.0        | 46.1              | 118.3        | 47.9              | -            | 72.9              | 49.4         |
| 高知 Kouchi-ken      | 95.5              | 114.8        | -                 | -            | 61.3              | 101.9        | 72.6              | 52.3         |
| 福岡 Fukuoka-ken     | 88.0              | 94.6         | 45.1              | 125.5        | 61.6              | 71.6         | 76.4              | 69.0         |
| 佐賀 Saga-ken        | 87.3              | 84.5         | -                 | -            | 63.7              | 54.3         | 73.3              | 56.1         |
| 長崎 Nagasaki-ken    | 89.6              | 97.8         | -                 | -            | 61.5              | 108.1        | 78.9              | 69.0         |
| 熊本 Kumamoto-ken    | 88.4              | 88.0         | -                 | 58.0         | 56.5              | 94.6         | 71.8              | 48.7         |
| 大分 Oita-ken        | 85.0              | 92.9         | -                 | -            | 59.5              | 69.9         | 78.9              | 67.2         |
| 宮崎 Miyazaki-ken    | 81.6              | 69.5         | 52.0              | -            | 63.5              | 71.7         | 69.3              | 55.8         |
| 鹿児島 Kagoshima-ken  | 87.9              | 89.1         | -                 | -            | 63.1              | 64.2         | 70.7              | 57.2         |
| 沖縄 Okinawa-ken     | 97.3              | 94.2         | 55.9              | 99.2         | 61.4              | 73.0         | 84.5              | 84.6         |
| 全国平均 Japan         | 94.2              | 96.2         | 70.4              | 130.1        | 77.5              | 91.9         | 84.1              | 79.6         |

注) 1. 居住専用: Exclusively for dwelling  
2. 「-」はサンプル数が少ないもの。

資料出所: 国土交通省 総合政策局



### Ⅲ. 建築着工統計による単価（床面積当たり工事費予定額）及び指数（3）

(3) 全国・構造別・用途別・使途別（年平均）

（単位：円/㎡ Unit:Yen/Square meters）

| 構造<br>Type of Structure                       | 木造<br>Wooden             |                                     |         |         |           |            |         |           |         |         |
|-----------------------------------------------|--------------------------|-------------------------------------|---------|---------|-----------|------------|---------|-----------|---------|---------|
| 用途・使途<br>Type of Dwellings and Industries・Use | 居住専用建築物                  | 居住産業併用建築物                           | 事務所     | 店舗      | 工場及び作業場   | 倉庫         | 学校の校舎   | 病院・診療所    | その他     | 全建築物計   |
| 年<br>Calendar Year                            | Exclusively for dwelling | Dormitories industry concurrent use | Offices | Stores  | Factories | Warehouses | Schools | Hospitals | Others  | Total   |
| 平成18年(C. Y. 2006)                             | 154,766                  | 149,911                             | 128,936 | 138,349 | 80,265    | 72,688     | 201,720 | 186,036   | 129,291 | 152,917 |
| 19 ( 2007)                                    | 155,614                  | 153,158                             | 135,084 | 147,240 | 88,478    | 73,045     | 197,318 | 191,189   | 124,046 | 153,686 |
| 20 ( 2008)                                    | 157,760                  | 155,709                             | 136,041 | 148,963 | 92,985    | 77,753     | 187,944 | 186,306   | 131,343 | 156,057 |
| 21 ( 2009)                                    | 158,152                  | 155,163                             | 139,872 | 149,782 | 95,975    | 78,051     | 191,591 | 188,161   | 137,134 | 156,648 |
| 22 ( 2010)                                    | 158,070                  | 154,885                             | 134,936 | 145,252 | 132,800   | 77,604     | 201,070 | 183,181   | 135,729 | 156,573 |
| 23 ( 2011)                                    | 158,202                  | 157,682                             | 157,325 | 146,937 | 91,160    | 80,059     | 195,965 | 190,000   | 137,101 | 156,821 |
| 24 ( 2012)                                    | 158,924                  | 159,141                             | 150,903 | 147,280 | 98,654    | 83,886     | 215,611 | 186,042   | 141,019 | 157,696 |
| 25 ( 2013)                                    | 160,743                  | 160,874                             | 147,023 | 146,557 | 109,349   | 84,875     | 209,380 | 188,797   | 152,906 | 159,943 |
| 26 ( 2014)                                    | 163,584                  | 165,020                             | 153,521 | 151,339 | 110,934   | 90,199     | 234,932 | 197,669   | 160,372 | 163,042 |
| 27 ( 2015)                                    | 165,782                  | 170,520                             | 156,579 | 160,449 | 118,732   | 96,170     | 258,414 | 202,699   | 161,517 | 165,407 |

| 構造<br>Type of Structure                       | 鉄骨鉄筋コンクリート造<br>Steel-frame reinforced concrete |                                     |         |         |           |            |         |           |         |         |
|-----------------------------------------------|------------------------------------------------|-------------------------------------|---------|---------|-----------|------------|---------|-----------|---------|---------|
| 用途・使途<br>Type of Dwellings and Industries・Use | 居住専用建築物                                        | 居住産業併用建築物                           | 事務所     | 店舗      | 工場及び作業場   | 倉庫         | 学校の校舎   | 病院・診療所    | その他     | 全建築物計   |
| 年<br>Calendar Year                            | Exclusively for dwelling                       | Dormitories industry concurrent use | Offices | Stores  | Factories | Warehouses | Schools | Hospitals | Others  | Total   |
| 平成18年(C. Y. 2006)                             | 169,391                                        | 190,027                             | 266,962 | 101,297 | 125,329   | 84,488     | 220,358 | 247,030   | 226,480 | 170,518 |
| 19 ( 2007)                                    | 177,252                                        | 175,569                             | 257,565 | 128,300 | 64,023    | 93,944     | 227,593 | 243,237   | 228,940 | 182,522 |
| 20 ( 2008)                                    | 205,403                                        | 206,581                             | 268,239 | 156,297 | 190,185   | 91,714     | 271,899 | 241,143   | 312,848 | 229,148 |
| 21 ( 2009)                                    | 214,474                                        | 243,073                             | 321,615 | 230,659 | 178,177   | 126,305    | 298,590 | 301,143   | 293,452 | 265,291 |
| 22 ( 2010)                                    | 203,041                                        | 221,527                             | 317,710 | 221,664 | 109,570   | 92,534     | 258,403 | 280,760   | 254,220 | 226,412 |
| 23 ( 2011)                                    | 178,109                                        | 227,247                             | 338,906 | 140,005 | 183,182   | 82,435     | 257,527 | 235,194   | 302,973 | 238,485 |
| 24 ( 2012)                                    | 187,314                                        | 196,947                             | 243,954 | 195,050 | 213,930   | 110,133    | 196,728 | 228,168   | 287,936 | 223,395 |
| 25 ( 2013)                                    | 218,381                                        | 259,600                             | 325,618 | 144,015 | 237,479   | 91,788     | 221,575 | 243,602   | 305,643 | 256,045 |
| 26 ( 2014)                                    | 231,759                                        | 278,379                             | 364,635 | 234,484 | 273,551   | 175,630    | 257,514 | 234,385   | 262,492 | 276,277 |
| 27 ( 2015)                                    | 234,547                                        | 293,550                             | 363,407 | 249,567 | 220,489   | 409,065    | 315,238 | 238,808   | 341,443 | 326,589 |

| 構造<br>Type of Structure                       | 鉄筋コンクリート造<br>Reinforced concrete |                                     |         |         |           |            |         |           |         |         |
|-----------------------------------------------|----------------------------------|-------------------------------------|---------|---------|-----------|------------|---------|-----------|---------|---------|
| 用途・使途<br>Type of Dwellings and Industries・Use | 居住専用建築物                          | 居住産業併用建築物                           | 事務所     | 店舗      | 工場及び作業場   | 倉庫         | 学校の校舎   | 病院・診療所    | その他     | 全建築物計   |
| 年<br>Calendar Year                            | Exclusively for dwelling         | Dormitories industry concurrent use | Offices | Stores  | Factories | Warehouses | Schools | Hospitals | Others  | Total   |
| 平成18年(C. Y. 2006)                             | 166,453                          | 188,686                             | 214,757 | 148,409 | 159,502   | 88,907     | 194,967 | 221,031   | 230,812 | 178,638 |
| 19 ( 2007)                                    | 173,442                          | 205,827                             | 225,795 | 189,861 | 191,178   | 98,521     | 204,617 | 218,683   | 217,019 | 185,876 |
| 20 ( 2008)                                    | 193,784                          | 239,779                             | 264,699 | 253,002 | 184,462   | 110,993    | 213,062 | 235,857   | 238,059 | 206,159 |
| 21 ( 2009)                                    | 197,591                          | 236,988                             | 284,480 | 309,095 | 213,650   | 114,170    | 216,271 | 257,042   | 256,270 | 219,041 |
| 22 ( 2010)                                    | 183,311                          | 215,247                             | 305,350 | 141,470 | 229,303   | 102,625    | 219,645 | 230,175   | 232,017 | 205,930 |
| 23 ( 2011)                                    | 181,639                          | 191,258                             | 275,568 | 184,559 | 222,340   | 124,486    | 219,752 | 219,788   | 215,628 | 197,004 |
| 24 ( 2012)                                    | 180,923                          | 206,768                             | 249,878 | 211,491 | 127,275   | 97,689     | 217,822 | 222,031   | 223,908 | 193,983 |
| 25 ( 2013)                                    | 188,875                          | 209,846                             | 266,770 | 171,309 | 126,245   | 105,006    | 236,959 | 235,932   | 237,746 | 203,811 |
| 26 ( 2014)                                    | 207,291                          | 231,572                             | 314,061 | 268,582 | 194,325   | 129,382    | 264,984 | 271,814   | 269,125 | 228,087 |
| 27 ( 2015)                                    | 228,425                          | 243,290                             | 317,750 | 242,974 | 225,448   | 129,773    | 274,254 | 285,574   | 277,621 | 240,286 |

| 構造<br>Type of Structure                       | 鉄骨造<br>Steel frame       |                                     |         |         |           |            |         |           |         |         |
|-----------------------------------------------|--------------------------|-------------------------------------|---------|---------|-----------|------------|---------|-----------|---------|---------|
| 用途・使途<br>Type of Dwellings and Industries・Use | 居住専用建築物                  | 居住産業併用建築物                           | 事務所     | 店舗      | 工場及び作業場   | 倉庫         | 学校の校舎   | 病院・診療所    | その他     | 全建築物計   |
| 年<br>Calendar Year                            | Exclusively for dwelling | Dormitories industry concurrent use | Offices | Stores  | Factories | Warehouses | Schools | Hospitals | Others  | Total   |
| 平成18年(C. Y. 2006)                             | 178,816                  | 176,355                             | 172,819 | 106,944 | 110,144   | 74,700     | 160,317 | 212,387   | 128,039 | 133,710 |
| 19 ( 2007)                                    | 183,358                  | 183,422                             | 168,764 | 102,366 | 116,362   | 80,669     | 148,815 | 231,522   | 135,387 | 135,682 |
| 20 ( 2008)                                    | 188,795                  | 194,187                             | 197,881 | 117,621 | 153,942   | 95,965     | 174,710 | 213,937   | 152,328 | 158,330 |
| 21 ( 2009)                                    | 194,852                  | 228,457                             | 264,129 | 117,359 | 134,006   | 88,993     | 165,837 | 216,924   | 168,215 | 169,570 |
| 22 ( 2010)                                    | 195,210                  | 194,283                             | 235,785 | 119,656 | 122,457   | 84,789     | 160,813 | 202,672   | 158,416 | 163,067 |
| 23 ( 2011)                                    | 197,391                  | 193,966                             | 220,621 | 104,591 | 128,976   | 85,342     | 151,112 | 196,421   | 159,587 | 158,986 |
| 24 ( 2012)                                    | 199,452                  | 197,769                             | 198,646 | 113,422 | 130,386   | 84,653     | 151,289 | 194,790   | 156,534 | 155,673 |
| 25 ( 2013)                                    | 203,824                  | 205,153                             | 221,815 | 121,350 | 133,477   | 92,313     | 169,808 | 225,856   | 169,577 | 164,319 |
| 26 ( 2014)                                    | 210,378                  | 261,569                             | 223,245 | 136,859 | 159,809   | 105,450    | 187,101 | 263,041   | 179,089 | 176,493 |
| 27 ( 2015)                                    | 218,952                  | 232,424                             | 277,310 | 161,840 | 181,066   | 117,548    | 235,597 | 290,897   | 194,534 | 197,307 |

資料出所：国土交通省 総合政策局

注) 居住専用建築物は、居住専用住宅と居住専用準住宅の合計である。

### Ⅲ. 建築着工統計による単価（床面積当たり工事費予定額）及び指数（４）

(4) 全国・構造別・用途別・使途別（年度平均）

(単位：円/㎡ Unit: Yen/Square meters)

| 構造<br>Type of Structure | 木造<br>Wooden                                     |                                        |               |         |           |             |         |           |            |         |
|-------------------------|--------------------------------------------------|----------------------------------------|---------------|---------|-----------|-------------|---------|-----------|------------|---------|
|                         | 用途・使途<br>Type of Dwellings and<br>Industries・Use | 居住専用<br>建築物                            | 居住産業<br>併用建築物 | 事務所     | 店舗        | 工場及び<br>作業場 | 倉庫      | 学校の校舎     | 病院・<br>診療所 | その他     |
| 年度<br>Fiscal Year       | Exclusively<br>for dwelling                      | Dormitories industry<br>concurrent use | Offices       | Stores  | Factories | Warehouses  | Schools | Hospitals | Others     | Total   |
| 平成17年度(F. Y. 2005)      | 154,056                                          | 147,002                                | 129,722       | 137,864 | 73,322    | 69,084      | 196,723 | 180,809   | 129,871    | 152,036 |
| 18 (2006)               | 154,939                                          | 150,468                                | 129,924       | 137,720 | 83,444    | 73,036      | 209,879 | 187,551   | 129,629    | 153,115 |
| 19 (2007)               | 155,959                                          | 154,357                                | 134,534       | 150,089 | 87,959    | 73,350      | 193,002 | 191,373   | 122,545    | 154,032 |
| 20 (2008)               | 158,122                                          | 155,667                                | 138,090       | 147,217 | 93,133    | 79,214      | 187,565 | 186,978   | 133,284    | 156,416 |
| 21 (2009)               | 157,904                                          | 154,680                                | 137,156       | 151,305 | 93,125    | 76,897      | 189,673 | 186,837   | 135,260    | 156,332 |
| 22 (2010)               | 158,067                                          | 155,950                                | 138,187       | 146,316 | 135,377   | 78,281      | 201,466 | 182,922   | 137,169    | 156,691 |
| 23 (2011)               | 158,302                                          | 157,833                                | 161,141       | 146,581 | 94,312    | 81,178      | 202,219 | 188,552   | 138,043    | 156,979 |
| 24 (2012)               | 159,258                                          | 159,007                                | 147,297       | 147,794 | 99,494    | 83,486      | 216,525 | 188,793   | 142,271    | 158,049 |
| 25 (2013)               | 161,293                                          | 161,391                                | 148,980       | 147,814 | 109,804   | 86,535      | 213,226 | 190,354   | 155,123    | 160,583 |
| 26 (2014)               | 164,136                                          | 166,916                                | 154,080       | 153,408 | 111,218   | 92,132      | 238,165 | 197,376   | 160,001    | 163,607 |

| 構造<br>Type of Structure | 鉄骨鉄筋コンクリート造<br>Steel-frame reinforced concrete   |                                        |               |         |           |             |         |           |            |         |
|-------------------------|--------------------------------------------------|----------------------------------------|---------------|---------|-----------|-------------|---------|-----------|------------|---------|
|                         | 用途・使途<br>Type of Dwellings and<br>Industries・Use | 居住専用<br>建築物                            | 居住産業<br>併用建築物 | 事務所     | 店舗        | 工場及び<br>作業場 | 倉庫      | 学校の校舎     | 病院・<br>診療所 | その他     |
| 年度<br>Fiscal Year       | Exclusively<br>for dwelling                      | Dormitories industry<br>concurrent use | Offices       | Stores  | Factories | Warehouses  | Schools | Hospitals | Others     | Total   |
| 平成17年度(F. Y. 2005)      | 164,924                                          | 201,138                                | 309,305       | 98,889  | 128,892   | 50,250      | 198,319 | 319,306   | 223,440    | 183,056 |
| 18 (2006)               | 171,104                                          | 177,541                                | 251,867       | 110,557 | 191,961   | 84,955      | 210,027 | 230,188   | 231,342    | 173,164 |
| 19 (2007)               | 182,445                                          | 186,143                                | 275,779       | 140,534 | 131,877   | 99,009      | 241,001 | 228,006   | 234,733    | 198,520 |
| 20 (2008)               | 208,101                                          | 218,462                                | 263,925       | 139,811 | 141,182   | 95,412      | 278,789 | 270,115   | 309,940    | 228,118 |
| 21 (2009)               | 211,012                                          | 214,915                                | 333,506       | 241,132 | 196,963   | 104,413     | 291,588 | 281,054   | 297,977    | 261,234 |
| 22 (2010)               | 192,689                                          | 236,488                                | 342,260       | 164,350 | 109,149   | 86,779      | 266,179 | 254,564   | 246,171    | 226,780 |
| 23 (2011)               | 179,355                                          | 215,434                                | 288,149       | 170,984 | 184,437   | 99,235      | 224,361 | 236,860   | 311,097    | 236,678 |
| 24 (2012)               | 193,139                                          | 197,109                                | 265,702       | 190,819 | 227,095   | 107,272     | 245,609 | 251,403   | 293,366    | 241,806 |
| 25 (2013)               | 227,945                                          | 284,756                                | 324,480       | 130,142 | 248,693   | 137,804     | 193,497 | 233,828   | 284,294    | 249,175 |
| 26 (2014)               | 230,129                                          | 277,813                                | 375,614       | 240,727 | 270,890   | 92,395      | 266,127 | 217,531   | 308,086    | 280,370 |

| 構造<br>Type of Structure | 鉄筋コンクリート造<br>Reinforced concrete                 |                                        |               |         |           |             |         |           |            |         |
|-------------------------|--------------------------------------------------|----------------------------------------|---------------|---------|-----------|-------------|---------|-----------|------------|---------|
|                         | 用途・使途<br>Type of Dwellings and<br>Industries・Use | 居住専用<br>建築物                            | 居住産業<br>併用建築物 | 事務所     | 店舗        | 工場及び<br>作業場 | 倉庫      | 学校の校舎     | 病院・<br>診療所 | その他     |
| 年度<br>Fiscal Year       | Exclusively<br>for dwelling                      | Dormitories industry<br>concurrent use | Offices       | Stores  | Factories | Warehouses  | Schools | Hospitals | Others     | Total   |
| 平成17年度(F. Y. 2005)      | 164,076                                          | 182,413                                | 210,954       | 121,806 | 140,373   | 81,687      | 182,582 | 225,517   | 204,934    | 172,342 |
| 18 (2006)               | 166,503                                          | 190,268                                | 207,637       | 176,531 | 162,315   | 95,007      | 193,702 | 221,195   | 232,702    | 179,364 |
| 19 (2007)               | 179,981                                          | 201,113                                | 240,697       | 193,797 | 210,807   | 108,752     | 202,241 | 225,413   | 223,661    | 191,267 |
| 20 (2008)               | 196,087                                          | 242,495                                | 273,169       | 257,596 | 201,119   | 107,935     | 219,698 | 238,549   | 252,087    | 211,261 |
| 21 (2009)               | 193,998                                          | 238,180                                | 302,873       | 201,909 | 184,494   | 112,823     | 216,361 | 253,479   | 249,211    | 218,058 |
| 22 (2010)               | 182,772                                          | 208,803                                | 279,837       | 186,560 | 248,894   | 134,394     | 220,400 | 222,328   | 216,997    | 200,425 |
| 23 (2011)               | 180,659                                          | 200,604                                | 271,979       | 184,878 | 234,721   | 108,222     | 221,469 | 219,315   | 216,138    | 197,534 |
| 24 (2012)               | 181,648                                          | 202,547                                | 240,262       | 195,713 | 114,497   | 92,275      | 225,021 | 224,165   | 229,130    | 192,943 |
| 25 (2013)               | 192,313                                          | 213,597                                | 299,907       | 230,042 | 135,290   | 141,151     | 233,686 | 244,169   | 246,755    | 210,375 |
| 26 (2014)               | 212,508                                          | 232,331                                | 300,077       | 247,980 | 229,832   | 119,555     | 269,140 | 278,984   | 269,909    | 229,276 |

| 構造<br>Type of Structure | 鉄骨造<br>Steel frame                               |                                        |               |         |           |             |         |           |            |         |
|-------------------------|--------------------------------------------------|----------------------------------------|---------------|---------|-----------|-------------|---------|-----------|------------|---------|
|                         | 用途・使途<br>Type of Dwellings and<br>Industries・Use | 居住専用<br>建築物                            | 居住産業<br>併用建築物 | 事務所     | 店舗        | 工場及び<br>作業場 | 倉庫      | 学校の校舎     | 病院・<br>診療所 | その他     |
| 年度<br>Fiscal Year       | Exclusively<br>for dwelling                      | Dormitories industry<br>concurrent use | Offices       | Stores  | Factories | Warehouses  | Schools | Hospitals | Others     | Total   |
| 平成17年度(F. Y. 2005)      | 175,826                                          | 169,170                                | 174,468       | 100,154 | 109,083   | 72,813      | 170,462 | 197,461   | 126,931    | 131,979 |
| 18 (2006)               | 179,327                                          | 176,421                                | 168,040       | 106,837 | 109,539   | 76,877      | 159,328 | 214,517   | 125,492    | 132,994 |
| 19 (2007)               | 184,380                                          | 177,204                                | 177,445       | 104,176 | 119,844   | 79,946      | 150,468 | 232,107   | 136,634    | 138,491 |
| 20 (2008)               | 190,624                                          | 230,484                                | 208,625       | 119,247 | 156,427   | 99,939      | 175,157 | 221,796   | 158,252    | 162,943 |
| 21 (2009)               | 194,697                                          | 202,339                                | 267,188       | 130,200 | 127,402   | 85,228      | 177,890 | 208,351   | 165,483    | 171,527 |
| 22 (2010)               | 196,109                                          | 193,166                                | 247,664       | 101,016 | 124,935   | 86,551      | 146,607 | 206,786   | 160,521    | 162,150 |
| 23 (2011)               | 198,184                                          | 193,979                                | 195,904       | 108,940 | 131,351   | 82,968      | 147,231 | 179,228   | 159,354    | 156,217 |
| 24 (2012)               | 200,498                                          | 202,578                                | 206,033       | 113,376 | 128,104   | 86,401      | 158,108 | 221,001   | 159,069    | 157,560 |
| 25 (2013)               | 204,864                                          | 246,817                                | 217,848       | 126,593 | 137,131   | 93,187      | 174,996 | 238,791   | 170,002    | 167,183 |
| 26 (2014)               | 213,314                                          | 232,638                                | 224,206       | 140,831 | 169,027   | 110,027     | 189,437 | 258,989   | 184,372    | 179,733 |

資料出所：国土交通省 総合政策局

注) 居住専用建築物は、居住専用住宅と居住専用準住宅の合計である。

#### IV. 建設工事費デフレーター Deflator for Construction Cost Work

平成17年度平均=100  
F. Y. 2005=100

| 年 月<br>Fiscal Year<br>Month | 建築総合<br>Building | 住 宅<br>Dwelling | 木 造    |            | 非木造<br>Non-wooden | 非住宅<br>Non-Dwelling | 木 造    |            |
|-----------------------------|------------------|-----------------|--------|------------|-------------------|---------------------|--------|------------|
|                             |                  |                 | Wooden | Non-wooden |                   |                     | Wooden | Non-wooden |
| 平成16年度平均 (F. Y. 2004)       | 99.1             | 99.2            | 99.3   | 99.0       | 99.1              | 99.3                | 99.0   |            |
| 17 ( 2005)                  | 100.0            | 100.0           | 100.0  | 100.0      | 100.0             | 100.0               | 100.0  |            |
| 18 ( 2006)                  | 102.0            | 101.9           | 102.0  | 101.9      | 102.0             | 101.9               | 102.0  |            |
| 19 ( 2007)                  | 104.5            | 104.4           | 104.3  | 104.5      | 104.7             | 104.3               | 104.7  |            |
| 20 ( 2008)                  | 107.5            | 107.1           | 106.5  | 107.8      | 108.1             | 106.6               | 108.2  |            |
| 21 ( 2009)                  | 103.8            | 103.7           | 103.9  | 103.5      | 103.9             | 103.8               | 103.9  |            |
| 22 ( 2010)                  | 103.9            | 103.8           | 103.9  | 103.6      | 104.1             | 103.8               | 104.1  |            |
| 23 ( 2011)                  | 105.4            | 105.2           | 105.4  | 105.1      | 105.6             | 105.2               | 105.6  |            |
| 24 ( 2012)                  | 103.6            | 103.4           | 103.5  | 103.2      | 103.9             | 103.3               | 103.9  |            |
| 25 ( 2013)                  | 106.0            | 105.9           | 106.2  | 105.5      | 106.2             | 105.5               | 106.2  |            |
| 26 ( 2014)                  | 108.8            | 108.7           | 109.1  | 108.2      | 108.9             | 108.3               | 108.9  |            |
| 平成26年 7月 (July 2014)        | 111.9            | 111.8           | 112.1  | 111.3      | 112.0             | 111.5               | 112.0  |            |
| 8 (Aug. )                   | 108.5            | 108.4           | 108.7  | 108.0      | 108.7             | 107.9               | 108.7  |            |
| 9 (Sept. )                  | 108.5            | 108.4           | 108.7  | 108.0      | 108.6             | 107.9               | 108.7  |            |
| 10 (Oct. )                  | 107.7            | 107.6           | 107.9  | 107.2      | 107.8             | 107.1               | 107.9  |            |
| 11 (Nov. )                  | 108.9            | 108.8           | 109.1  | 108.3      | 109.0             | 108.4               | 109.0  |            |
| 12 (Dec. )                  | 108.4            | 108.3           | 108.7  | 107.8      | 108.4             | 107.9               | 108.5  |            |
| 平成27年 1月 (Jan. 2015)        | 108.6            | 108.6           | 109.1  | 107.9      | 108.6             | 108.2               | 108.6  |            |
| 2 (Feb. )                   | 108.3            | 108.3           | 108.8  | 107.6      | 108.3             | 107.9               | 108.3  |            |
| 3 (Mar. )                   | 107.7            | 107.7           | 108.1  | 107.1      | 107.8             | 107.3               | 107.8  |            |
| 4 (Apr. )                   | 109.1            | 109.0           | 109.5  | 108.4      | 109.2             | 108.7               | 109.2  |            |
| 5 (May )                    | 109.4            | 109.3           | 109.7  | 108.8      | 109.6             | 109.0               | 109.7  |            |
| 6 (June )                   | 108.3            | 108.2           | 108.6  | 107.7      | 108.5             | 107.9               | 108.6  |            |
| 7 (July )                   | 111.0            | 110.9           | 111.3  | 110.3      | 111.1             | 110.7               | 111.2  |            |
| 8 (Aug. )                   | 108.3            | 108.3           | 108.7  | 107.6      | 108.5             | 107.8               | 108.5  |            |
| 9 (Sept. )                  | 108.1            | 108.1           | 108.6  | 107.4      | 108.1             | 107.7               | 108.2  |            |
| 10 (Oct. )                  | 107.5            | 107.5           | 108.0  | 106.7      | 107.4             | 107.1               | 107.5  |            |
| 11 (Nov. )                  | 109.5            | 109.5           | 110.1  | 108.7      | 109.4             | 109.3               | 109.5  |            |
| 12 (Dec. )                  | 107.9            | 108.0           | 108.6  | 107.1      | 107.9             | 107.7               | 107.9  |            |
| 平成28年 1月 (Jan. 2016)        | 107.1            | 107.2           | 107.9  | 106.2      | 107.0             | 106.8               | 107.0  |            |

- 1) 企業向けサービス価格指数の数値が過去に遡り修正されたことから、2014年9月以降の数値を再計算しています。  
(国土交通省、平成28年3月31日付)
- 2) 2013年度以降は暫定値

資料出所：国土交通省 総合政策局  
Source: Policy Bureau, Ministry of Land, Infrastructure and Transport

## V. 物価指数・賃金指数 Price index and Wage index

| 年 月<br>Year Month    | 消費者物価指数<br>Consumer Prices Index<br>2010年=100 (C.Y. 2010=100) |                         | 企業物価指数<br>Corporate Goods Price Index<br>2010年=100 (C.Y. 2010=100) |                                        | 毎月勤労統計<br>Monthly Labour Survey<br>2010年=100<br>(C.Y. 2010=100) |
|----------------------|---------------------------------------------------------------|-------------------------|--------------------------------------------------------------------|----------------------------------------|-----------------------------------------------------------------|
|                      | 全国・総合<br>Japan, General                                       | 東京・総合<br>Tokyo, General | 国内需要財・国内品<br>Domestic Goods                                        | 中間財・建設用材料<br>Construction<br>Materials | 建設業<br>Construction                                             |
| 平成18年平均 (C.Y. 2006)  | 100.6                                                         | 101.2                   | 99.3                                                               | 95.8                                   | 98.8                                                            |
| 19 ( 2007)           | 100.7                                                         | 101.1                   | 101.1                                                              | 99.3                                   | 99.9                                                            |
| 20 ( 2008)           | 102.3                                                         | 102.2                   | 105.7                                                              | 105.5                                  | 104.2                                                           |
| 21 ( 2009)           | 100.8                                                         | 101.0                   | 100.1                                                              | 100.6                                  | 100.5                                                           |
| 22 ( 2010)           | 100.0                                                         | 100.0                   | 100.0                                                              | 100.0                                  | 100.0                                                           |
| 23 ( 2011)           | 99.7                                                          | 99.5                    | 101.5                                                              | 102.0                                  | 98.2                                                            |
| 24 ( 2012)           | 99.7                                                          | 99.0                    | 100.6                                                              | 101.0                                  | 99.3                                                            |
| 25 ( 2013)           | 100.2                                                         | 99.2                    | 101.9                                                              | 105.1                                  | 97.8                                                            |
| 26 ( 2014)           | 103.6                                                         | 102.2                   | 102.9                                                              | 109.2                                  | 98.5                                                            |
| 27 ( 2015)           | 104.6                                                         | 103.2                   | 99.9                                                               | 109.3                                  | 99.1                                                            |
| 平成26年11月 (Nov. 2014) | 104.1                                                         | 102.7                   | 102.3                                                              | 109.6                                  | 96.4                                                            |
| 12 (Dec. )           | 104.2                                                         | 102.9                   | 101.8                                                              | 109.8                                  | 97.8                                                            |
| 平成27年 1月 (Jan. 2015) | 103.9                                                         | 102.6                   | 100.5                                                              | 109.4                                  | 97.5                                                            |
| 2 (Feb. )            | 103.7                                                         | 102.6                   | 100.4                                                              | 109.4                                  | 99.5                                                            |
| 3 (Mar. )            | 104.2                                                         | 103.2                   | 100.6                                                              | 109.3                                  | 99.6                                                            |
| 4 (Apr. )            | 104.7                                                         | 103.6                   | 100.8                                                              | 109.8                                  | 99.2                                                            |
| 5 (May )             | 105.1                                                         | 103.8                   | 100.9                                                              | 109.6                                  | 98.1                                                            |
| 6 (June )            | 104.8                                                         | 103.4                   | 100.8                                                              | 109.7                                  | 99.5                                                            |
| 7 (July )            | 104.7                                                         | 103.1                   | 100.5                                                              | 109.8                                  | 100.0                                                           |
| 8 (Aug. )            | 104.9                                                         | 103.3                   | 99.9                                                               | 109.7                                  | 99.3                                                            |
| 9 (Sept. )           | 105.0                                                         | 103.4                   | 99.3                                                               | 108.8                                  | 98.9                                                            |
| 10 (Oct. )           | 104.9                                                         | 103.4                   | 98.6                                                               | 108.6                                  | 99.0                                                            |
| 11 (Nov. )           | 104.5                                                         | 103.0                   | 98.5                                                               | 108.5                                  | 99.3                                                            |
| 12 (Dec. )           | 104.4                                                         | 103.0                   | 98.2                                                               | 108.4                                  | 98.9                                                            |
| 平成28年 1月 (Jan. 2016) | 103.9                                                         | 102.3                   | 97.2                                                               | 107.7                                  | 98.8                                                            |
| 2 (Feb. )            | 104.1                                                         | 102.8                   | P 97.0                                                             | P 107.3                                | -                                                               |

[資料出所：Source]

1. 消費者物価指数 C P I ~ 「総務省統計局」(持家帰属家賃を除く総合)
2. 企業物価指数 C G P I ~ 「日本銀行調査統計局」(建設用材料)  
Reserch and Satistics Dept., Bank of Japan
3. 毎月勤労統計 M L S ~ 「厚生労働省大臣官房統計情報部」(建設業30人以上、就業形態計、所定内給与の賃金指数)  
Statistics and Information Dept, Minister's Secretariat, Ministry of Health, Labour and Welfare

[注：Note] Pは速報値

The 'P' denotes preliminary figure.

# 第5部 附属資料

## Appendicies

|                                                                                             |     |
|---------------------------------------------------------------------------------------------|-----|
| I. 建築費指数の作成方法                                                                               | 109 |
| Method of calculating BCCI                                                                  |     |
| 1. 建築費指数の作成方法 Method of calculating BCCI                                                    |     |
| 2. ウエイト表 Table of BCCI weights                                                              |     |
| II. 建設資材物価指数の作成方法                                                                           | 126 |
| Method of calculating CMPI                                                                  |     |
| 1. 建設資材物価指数の作成方法 Method of calculating CMPI                                                 |     |
| 2. 大分類及び中分類別ウエイト表 Table of CMPI Weights by Major and intermediate classification            |     |
| III. 建設機械・仮設資材賃貸料金指数の作成方法                                                                   | 135 |
| Method of calculating the construction machinery・temporary work material lease charge index |     |
| 1. 指数の性格 Characteristics of index                                                           |     |
| 2. 指数の作成方法 Calculating method of index                                                      |     |
| 3. 指数体系及びウエイト System and weights of index                                                   |     |

# I. 建築費指数の作成方法

## 1. 建築費指数の作成方法

### (1) 建築費指数の種類

建築費指数には、標準指数、構造別平均指数、モデル指数及び地域指数の4種類がある。また、参考指数として、連鎖方式による建築費指数(以下、連鎖指数とする)がある。

#### ① 標準指数

標準指数とは、建物を用途、構造の2つの条件によって分類し、各グループ毎にそれぞれの工事費に占める科目、細目等の平均的な金額構成比(以下、金額ウエイトという)を求め、これに後述する細目価格指数を乗じて算出した指数である。

#### ② 構造別平均指数

構造別平均指数とは、標準指数を2005年「建築着工統計(国土交通省)」の工事費ウエイトによって、1)鉄骨鉄筋コンクリート造(SRC)、2)鉄筋コンクリート造(RC)、及び3)鉄骨造(S)の3種類に分類、総合した指数である。

#### ③ モデル指数

モデル指数とは、特定の建物をモデルとして取り上げ、それぞれのモデル毎に工事費に占める科目、細目等の金額ウエイトを求め、これに標準指数同様の細目価格指数を乗じて算出した指数である。

モデル指数の建物は、当会発行の「建築コスト情報」に掲載されている実在の個別モデルであり、基準時の建築費(純工事費)も併せて表示してあるので、これに建築費指数を乗じることによって、比較時における建築費を算出することができる。

#### ④ 地域指数

地域指数とは、標準指数のうち主な建物種類について、後述する東京以外の9都市の価格データを用いて算出する指数であり、都市別指数と都市間格差指数とがある。都市別指数とは、各都市の建築費の動向を2005年=100として表したものであり、都市間格差指数とは都市別指数を東京=100として、東京に対する各都市の格差を表したものである。

#### ⑤ 連鎖指数(参考指数)

連鎖指数とは、毎年科目ウエイトを更新して指数を算出するものであり、住宅(RC)、事務所(S)、工場(S)について、2005年(平成17年)基準から参考指数として算出している。

### (2) 建築費指数の構成

建築費は、一般管理費及び利益等、建築費を構成する一切の費用を含む契約工事額として把握されるほか、工事原価、純工事費、建築純工事費、設備工事費等のように、いくつかの段階で捉えることができる。このため、本指数では、契約工事額以外のこれら各段階の建築費に対する建築費指数を作成している(図V-1)。

### (3) 建築費指数の算式

建築費指数は、基本的には以下のとおり、ラスパイレス算式によって算出されている。

$$I_t = \sum_{i=1}^n W_i \cdot U_{it}$$

|   |          |   |       |
|---|----------|---|-------|
| I | ……建築費指数  | 0 | ……基準時 |
| W | ……細目ウエイト | t | ……比較時 |
| U | ……細目価格指数 | i | ……各細目 |

ただし、上記の算出によるものは、図V-1における⑤～⑩の指数であり、①～④の指数は⑤～⑩の指数を各費目の工事費に占めるウェイトにより総合することによって求められる、いわば積上げ指数である。例えば、

$$\text{③建築純工事費指数} = (\text{⑤仮設工事費指数} \times \text{仮設ウェイト}) + (\text{⑥土地業工事費指数} \times \text{土地業ウェイト}) \\ + (\text{⑦躯体工事費指数} \times \text{躯体ウェイト}) + (\text{⑧仕上工事費指数} \times \text{仕上ウェイト}) \text{となる。}$$

なお、現場経費及び昇降については、単独の指数としては公表しないが、他の指数と同様の計測を行い、現場経費は①に、昇降は①、②及び④の指数に反映されている。

#### (4) 使用データ

##### ①ウェイト

###### (f) 標準指数、構造別平均指数及び地域指数

これらの指数のウェイト設定に使用したデータは、非木造科目については「ジャパン・ビルディング・コスト・インフォメーション（以下、JBCIとする。）」2005年着工データを使用、木造科目及び細目（非木造、木造）等については、「平成17年(2005年)建築工事費内訳調査結果(国土交通省)」及び別途収集した資料によった。

###### (g) モデル指数

モデル指数のウェイト設定に使用したデータは、「建築コスト情報（当会発行）」掲載の実例によった。

###### (h) 連鎖指数（参考指数）

連鎖指数のウェイトは、毎年のJBCI結果を使用している。なお、JBCI調査は年1回行われるため、連鎖指数のウェイト更新も年1回としている。

##### ②細目及び細目価格

細目は、工事費に占めるウェイトの大きいもの、各建物に共通して使用頻度の高いものを代表細目として、223品目選定した。これらの細目の価格は、「建設物価」及び「建築コスト情報」に掲載される最近の価格を採用し、2005年基準(=100)で指数化して使用する。また、代表細目はほとんどが材工共の施工単価であるので、「建設物価」及び「建築コスト情報」からもこれに応じた価格抽出を行っている。

#### (5) 建築費指数の対象地域

標準指数、構造別平均指数、モデル指数及び連鎖指数(参考指数)については、東京とする。地域指数(都市別指数及び都市間格差指数)については、大阪、名古屋、福岡、広島、高松、金沢、新潟、仙台及び札幌の9都市とする。

#### (6) 基準時及びその改定

標準指数、構造別平均指数及び地域指数の基準時は2005年とし、5年ごとに改定を行う。

モデル指数の基準時は、それぞれのモデルが「建築コスト情報」に掲載された最新時点とする。

連鎖指数(参考指数)の基準時は2005年である。また、年1回ウェイト更新を行う。そして、毎年12月の指数を用いて指数の基準化、接続を行う。なお、JBCIの前年ウェイト(t-1年)は、毎年年末頃に更新されるため、接続時から公表時までには2年前のウェイトで指数を計算し、前年ウェイトが利用可能となった時点で遡及リバイス(再計算)を行い、連鎖指数を確定公表する。

#### (7) 建築費指数の変動に対する細目寄与度

建築費指数の算出のほかに、建築費指数の変動の要因を把握できるように、各細目の寄与度を算出している。ここでいう細目寄与度とは、建築費指数の変動分のうち、例えば鋼材がどれだけ上昇させたか、あるいは生コンクリートがどれだけ下落させたか等、建築費全体(ここでは純工事費とした)の変動に対する細目の影響度合いを、2005年比、前年同月比及び前月比について計測するものである。

なお、この寄与度は、全建物種類の全細目について算出しているが、本誌に収録しているものは、代表的な4建物種類の主要21細目についてのみとしている。

(8) その他の特別な取扱い

①仮設工事

仮設工事は、総合(共通)仮設と直接仮設の合計とした。仮設工事は、その性格上、建物によりばらつきが大きい費目であるため、設備工事費の大小による仮設工事費率の変化を考慮したウエイトとしている。

②現場経費

現場経費は、人件費(作業所の従業員給料・手当等)、事務用品費、設計費、通信・交通費、金融・保険料等に区分し、「毎月勤労統計(厚生労働省)」、「企業向けサービス価格指数(日本銀行)」、「消費者物価指数(総務省)」等により算出している。現場経費も仮設工事同様にばらつきの大きい費目であるため、会計関係及び諸経費関係等の資料も参考にしてウエイトを算出している。

(9) (参考) 連鎖方式によるラスパイレス算式について

従来の固定基準ラスパイレス算式は、基準時のウエイトを長期間にわたり固定するため、法改正や仕様の変化、工法の多様化など、建築を取り巻く環境変化によって変動する最新のウエイトとは乖離することもあり、その場合は市場動向を敏感に反映することが困難になると考えられる。今回の2005年基準改定から、それを改善する試みとして、「連鎖方式によるラスパイレス指数」を参考指数として公表する。この指数は、前年のJBCIによる科目ウエイトを用いて、毎年ウエイトを更新して指数を算出する。住宅(RC)、事務所(S)、工場(S)を公表指数とする。

【連鎖方式によるラスパイレス算式】

t年m月の連鎖指数 $CP_{t,m}$ (2005年平均=100)は、2005年平均=100を基準に計算された2005年12月の物価指数( $P_{2005,12}^{2005}$ )に、2006年12月の2005年12月に対する物価変化率( $P_{2006,12}^{2005}/P_{2005,12}^{2005}$ )を掛け合わせ、翌年以降も同じ作業を繰り返し、最後にt年m月のt-1年12月に対する物価変化率( $P_{t,m}^{t-1}/P_{t-1,12}^{t-1}$ )を掛け合わせて算出する。

$$\text{連鎖基準ラスパイレス指数算式} : CP_{t,m} = P_{2005,12}^{2005} \times \frac{P_{2006,12}^{2005}}{P_{2005,12}^{2005}} \times \dots \times \frac{P_{t,m}^{t-1}}{P_{t-1,12}^{t-1}}$$

( $P_{t,m}^{t-1}$  はt-1年ウエイトを用いて計算されたt年m月の物価指数)

「JBCI」(ジャパン・ビルディング・コスト・インフォメーション)

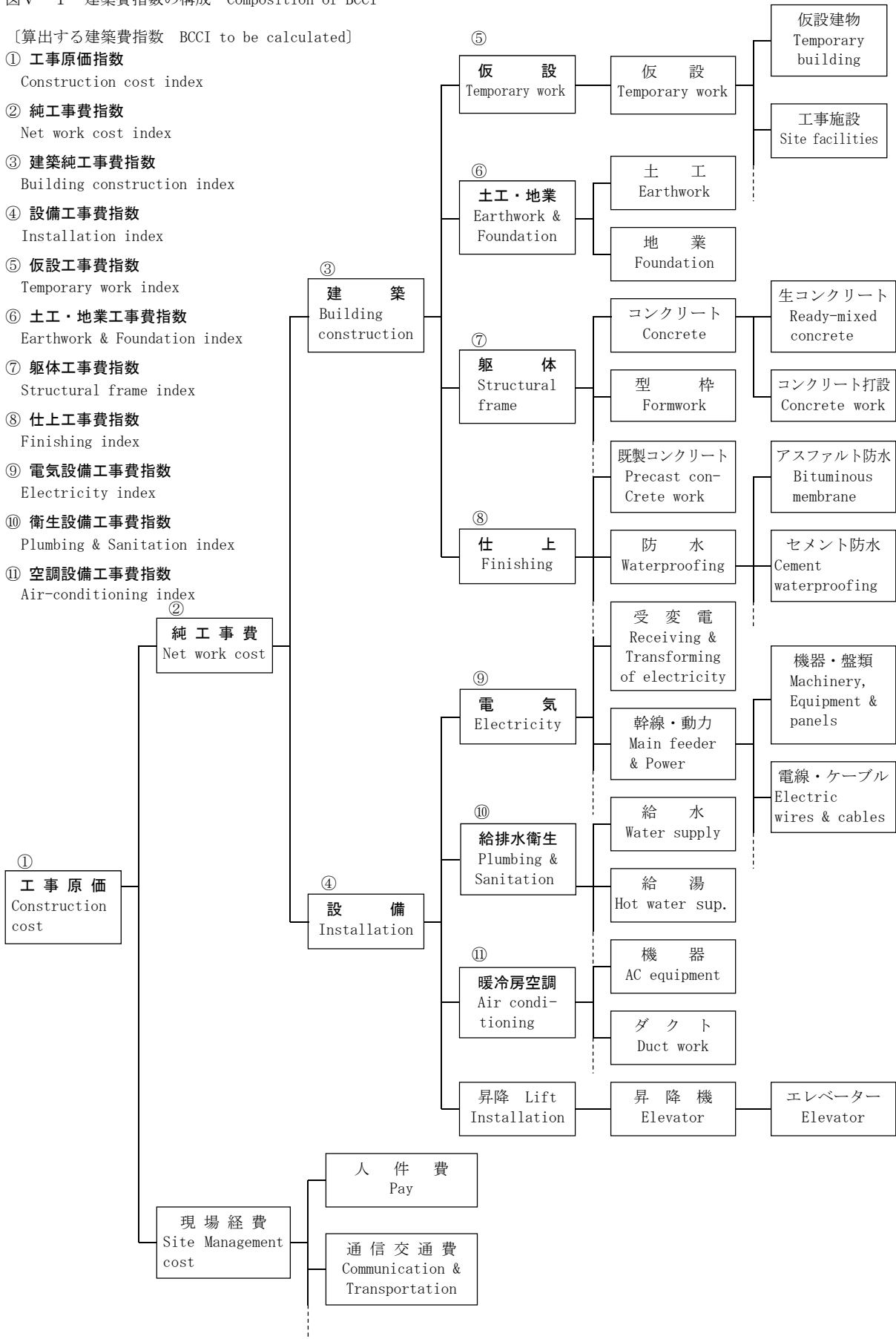
当会の総合研究所が非木造建築を対象に1999年から実施している契約価格をベースにした工事費調査の情報。全国の施工会社・設計事務所・発注機関を対象に建物概要と契約時の科目別工事金額を調査し、工事と建物の規模等との分析結果を「JBCI」にて発表している。新基準指数の非木造建物の科目ウエイトは、平成17年(2005年)着工データを使用。



図V-1 建築費指数の構成 Composition of BCCI

[算出する建築費指数 BCCI to be calculated]

- ① 工事原価指数  
Construction cost index
- ② 純工事費指数  
Net work cost index
- ③ 建築純工事費指数  
Building construction index
- ④ 設備工事費指数  
Installation index
- ⑤ 仮設工事費指数  
Temporary work index
- ⑥ 土工・地業工事費指数  
Earthwork & Foundation index
- ⑦ 躯体工事費指数  
Structural frame index
- ⑧ 仕上工事費指数  
Finishing index
- ⑨ 電気設備工事費指数  
Electricity index
- ⑩ 衛生設備工事費指数  
Plumbing & Sanitation index
- ⑪ 空調設備工事費指数  
Air-conditioning index



# I. Method of calculating BCCI

## 1. Method of calculating BCCI

### (1) Kind of BCCI

BCCI has the Standard index, the Average index by structural frame, the Model index, Regional index and Chain index (as reference index).

#### ① Standard index

The Standard index is one of the BCCI in which 1) buildings are classified by 2 conditions such as the purpose, structural frame, 2) average percent distributions (money weights) in monetary amounts of items and detailed items accounting for the respective constructions costs obtained in each group, and 3) the index is calculated by multiplying monetary weights by the detailed item unit price indices.

#### ② Average index by structural frame

The Average index by structural frame is second of the BCCI, in which the Standard index is classified into 1) steel-framed and reinforced concrete structure (SRC), 2) reinforced concrete structure (RC), 3) steel-framed structure (S), and 4) wooden structure (W), by the money weight of construction started is reported in the “2005 Statistics on Construction Work Started” published by the Ministry of Land, Infrastructure and Transport in charge.

#### ③ Model index

The Model index is third of the BCCI, in which 1) Specific buildings are chosen up as models, 2) actual monetary weights of items and detailed items by the construction cost are obtained for respective models and 3) calculations by multiplying the actual monetary weights by detailed item unit price indices in the same way as the standard index. The buildings of the Model index are actual individual model, and the “Building Construction Cost Information” published by the Construction Research Institute runs them. Since the Model index shows the construction cost (Net work cost) at the base period, it is able to calculate the building construction cost at the comparison period by the BCCI.

#### ④ Regional index

The index is calculated using the price data collected in 9 cities mentioned later excluding Tokyo concerning the main building type of the Standard index, that is, the Index by cities and the Regional difference index are. The index by cities show the figures with the movement of constructing cost in 9 cities (2005=100), while the Regional difference index show the difference in 9 cities for Tokyo with the index by cities (Tokyo=100).

#### ⑤ Chain index (Reference index)

Chain index is calculated based on annual revised weights, index of housing (RC), office(S), and factory(S) is released as reference index and they started to be calculated based on 2005 standard.

### (2) Composition of BCCI

Building construction cost is grasped as the constructed monetary amount of construction work including all the costs of the building construction costs as the over charge cost and profit, and can be grasped at various stages such as the construction cost, net work cost, building construction net cost and installation cost. The BCCI compiles indices that correspond to the building construction cost at these various stages excluding the constructed monetary amount of construction (Refer to fig.V-1).

### (3) Index formula

Index formula is calculated as the weighted arithmetic mean fixed base (Laspeyres' formula). The formula to calculate the index is shown below:

$$I_t = \sum_{i=I}^n W_o^i \cdot U_t^i$$

|   |       |                                |   |       |                   |
|---|-------|--------------------------------|---|-------|-------------------|
| I | ..... | BCCI                           | O | ..... | Base period       |
| W | ..... | Detailed-item weight           | t | ..... | Comparison period |
| U | ..... | Detailed-item unit-price index | i | ..... | Detailed item     |

However, the above formula is applicable to BCCI of ⑤ to ⑪ in Fig.V-1, and building indices of ① to ④ are, so to speak, piled up BCCI which can be obtained by synthesizing BCCI of ⑤ to ⑪, using the weights that account for the construction costs of the respective cost items. For instance, the following calculation can be made:

$$\text{③ Building construction index} = (\text{⑤ Temporary work index} \times \text{Temporary work weight}) + (\text{⑥ Earthwork \& Foundation index} \times \text{E \& F weight}) + (\text{⑦ Structural frame index} \times \text{Structural frame weight}) + (\text{⑧ Finishing index} \times \text{Finishing weight}).$$

The Site management cost and Lift installation are not released as independent indices, but they are computed in the same way as others and the Site management cost is reflected indices ① and ②, and the Lift installation is also reflected on indices ①, ② and ④.

### (4) Data used

#### ① Weights

\* Standard index, Average index by structural frame, and Regional index

The weight of index items are derived from the basic reference materials for the data of non-wooden items are derived from the data in 2005 by the Japan Building Cost Information (JBCI). The data of wooden items and detailed items - (wooden and non-wooden) are derived from the 2005 Input-Output Tables (Construction Sector) (Ministry of Land, Infrastructure, Transport and Tourism) and others.

\* Model index

The weights of Model index are derived from the example reporting the "Building Construction Cost Information" and others.

\* Chain index (Reference index)

The weights of chain index items are derived from annual survey results from JBCI. Also the weights are revised once a year because the survey is conducted annually by the JBCI.

#### ② Detailed item and its unit prices

223 detailed items are selected as a representative items, having a high weight in the construction cost and those which are very frequently used in various buildings. The unit price of detailed items are reported on the Monthly Construction Prices, Building Construction Cost Information and are processed into indices on the basis of 2005 as 100. Since most of the representative detailed items are "unit price" of material and working, the unit price are sampled from the Construction Prices according to the fact.

### (5) Area (Scope of the index)

\* Standard index, Average index by structural frame, and Model index

These indexes are compiled for Tokyo.

\* Regional index

The indexes (index by cities and regional difference index) are compiled for the 9 cities of Osaka, Nagoya, Fukuoka, Hiroshima, Takamatsu, Kanazawa, Niigata, Sendai, and Sapporo.

(6) The revision of the base period and weighting period

\* The base periods of the Standard index, Average index by structural frame, and Regional index are the calendar year 2005 and the weighting period will be revised every 5 years.

\* The base period of the Model index is derived from the “Building Construction Cost Information” as mentioned, and the latest one is set up in accordance with revision of the price.

\* The base period of chain index (Reference indices) is the calendar year 2005. The weights are revised annually and the adjusted and standardized Indices are calculated with yearly December indices. Since the previous year’s weights from JBCI are revised in the middle of every year, provisional indices calculated with weights two years before are released until it is available. The weights are revised after the release of the previous year’s weights from JBCI and the indices are recalculated with revised weights.

(7) Contribution of DI to the fluctuation of BCCI

Besides BCCI, the contribution of detailed items is calculated to grasp the BCCI. The contribution indicated the extent of contribution made by each detailed item to the overall construction cost – for instance, a rise of the price of steel or a fall of the price of ready-mixed concrete – in terms of the ratio to 2005, the change over the year in ratio and the change from the previous month in ratio.

The contribution is calculated for all detailed items of the total buildings. Only major 21 detailed items concerning the 4 buildings are printed in this issue.

(8) Others

① Temporary work

The Temporary work shall be the total of 1) the common temporary work and 2) the direct temporary work. Since the individual building of the temporary work very widely is its character, therefore, it takes the weight that considered the change of the temporary work cost ratio due to the difference of the installation cost.

② Site management cost

The Site management cost are divided into wages, official supply expenses, designing expenses, expenses of communications and transportations, expenses of finance and insurance, etc., and are calculated using the results of the Monthly Labour Survey, the Monthly Report on the Corporate Service Price Index conducted by the Ministry of Health, Labour and Welfare, Bank of Japan, Consumer Price Index by the Ministry of Public Management, Home Affairs, Post and Telecommunications and the Management Coordination Agency, respectively.

As for the weight, a wide unevenness is shown same as the temporary work. It is also calculated the materials of accounting, various expenses and the instance as the reference.

(9) Chained Laspeyres index

To set the weight standards in concrete for a long time, Laspeyres Formula (the conventional fixed-base) is

sometimes differ from the fluctuating latest weights according to environmental changes surrounding construction industry, such as legal reforms and changes to specification.

So In that case, it seems to be difficult to reflect the latest market trend sensitively.

Therefore, as an attempt to improve them, we released the Chained Laspeyres index as reference index and the standard was revised to 2005 version from 2000.

The Indices are calculated with the previous year's weights from JBCI and the weights are revised annually. Index of housing (RC) , office (S) and factory (S) is released.

2. ウェイト表 (1) Table of BCCI weights

| 建築物番号<br>使用用途 | Building number<br>Building type | 1<br>集合住宅<br>Condomi-<br>nium | 2<br>集合住宅<br>Condomi-<br>nium | 3<br>集合住宅<br>Condomi-<br>nium | 4<br>事務所<br>Office | 5<br>事務所<br>Office | 6<br>事務所<br>Office | 7<br>店舗<br>Store |
|---------------|----------------------------------|-------------------------------|-------------------------------|-------------------------------|--------------------|--------------------|--------------------|------------------|
| 構造<br>基準時     | Structural frame<br>Base period  | S RC<br>2005年                 | RC<br>2005年                   | S<br>2005年                    | S RC<br>2005年      | RC<br>2005年        | S<br>2005年         | RC<br>2005年      |
| [工事原価]        | Construction cost                | 1.0000                        | 1.0000                        | 1.0000                        | 1.0000             | 1.0000             | 1.0000             | 1.0000           |
| 1. 純工事費       | Net work cost                    | 0.9643                        | 0.9520                        | 0.9660                        | 0.9469             | 0.9555             | 0.9563             | 0.9312           |
| 2. 現場経費       | Site management cost             | 0.0357                        | 0.0480                        | 0.0340                        | 0.0531             | 0.0445             | 0.0437             | 0.0688           |
| [純工事費]        | Net work cost                    | 1.0000                        | 1.0000                        | 1.0000                        | 1.0000             | 1.0000             | 1.0000             | 1.0000           |
| 1. 建築         | Building construction            | 0.8073                        | 0.7877                        | 0.7718                        | 0.7486             | 0.6833             | 0.7145             | 0.7468           |
| 2. 設備         | Installation                     | 0.1927                        | 0.2123                        | 0.2282                        | 0.2514             | 0.3167             | 0.2855             | 0.2532           |
| [建築純工事費]      | Building construction cost       | 1.0000                        | 1.0000                        | 1.0000                        | 1.0000             | 1.0000             | 1.0000             | 1.0000           |
| 1. 仮設         | Temporary work                   | 0.1113                        | 0.0925                        | 0.1104                        | 0.0988             | 0.0995             | 0.0846             | 0.1354           |
| 2. 土工         | Earthwork                        | 0.0358                        | 0.0321                        | 0.0320                        | 0.0712             | 0.0311             | 0.0306             | 0.1045           |
| 3. 地業         | Foundation & Piling              | 0.0537                        | 0.0476                        | 0.0339                        | 0.0413             | 0.0720             | 0.0332             | 0.0620           |
| 4. コンクリート     | Concrete work                    | 0.0755                        | 0.0962                        | 0.0359                        | 0.0668             | 0.0893             | 0.0361             | 0.0844           |
| 5. 型枠         | Formwork                         | 0.1014                        | 0.1159                        | 0.0306                        | 0.0543             | 0.0889             | 0.0186             | 0.1055           |
| 6. 鉄筋         | Reinforcement                    | 0.0825                        | 0.1101                        | 0.0324                        | 0.0592             | 0.1016             | 0.0290             | 0.0920           |
| 7. 鉄骨         | Structural steel work            | 0.1123                        | 0.0022                        | 0.1797                        | 0.1608             | 0.0262             | 0.2485             | 0.0368           |
| 8. 既製コンクリート   | Precast concrete                 | 0.0040                        | 0.0048                        | 0.0653                        | 0.0266             | 0.0102             | 0.0511             | 0.0102           |
| 9. 防水         | Waterproofing                    | 0.0129                        | 0.0195                        | 0.0203                        | 0.0131             | 0.0228             | 0.0169             | 0.0177           |
| 10. 石工        | Masonry                          | 0.0099                        | 0.0086                        | 0.0036                        | 0.0158             | 0.0113             | 0.0172             | 0.0323           |
| 11. タイル       | Tile work                        | 0.0249                        | 0.0290                        | 0.0236                        | 0.0157             | 0.0175             | 0.0138             | 0.0075           |
| 12. 木工        | Carpentry                        | 0.0368                        | 0.0561                        | 0.0481                        | 0.0081             | 0.0094             | 0.0068             | 0.0272           |
| 13. 金属        | Metal work                       | 0.0437                        | 0.0460                        | 0.0683                        | 0.0624             | 0.0696             | 0.0957             | 0.0753           |
| 14. 左官        | Plastering & lathing work        | 0.0239                        | 0.0337                        | 0.0178                        | 0.0173             | 0.0200             | 0.0114             | 0.0186           |
| 15. 木製建具      | Wooden door & window             | 0.0189                        | 0.0300                        | 0.0240                        | 0.0036             | 0.0063             | 0.0055             | 0.0075           |
| 16. 金属製建具     | Metal door & window              | 0.0696                        | 0.0663                        | 0.0767                        | 0.1137             | 0.0919             | 0.0993             | 0.0696           |
| 17. ガラス       | Glazing work                     | 0.0159                        | 0.0130                        | 0.0148                        | 0.0287             | 0.0348             | 0.0272             | 0.0256           |
| 18. 塗装・吹付     | Painting & Spraying              | 0.0149                        | 0.0138                        | 0.0145                        | 0.0139             | 0.0124             | 0.0113             | 0.0245           |
| 19. 内外装       | Int. & Ext. finishing            | 0.0577                        | 0.0810                        | 0.0966                        | 0.0646             | 0.0821             | 0.0837             | 0.0382           |
| 20. 仕上ユニット    | Fitting & Equipment              | 0.0944                        | 0.1016                        | 0.0715                        | 0.0489             | 0.0586             | 0.0485             | 0.0189           |
| 21. カーテンウォール  | Curtain wall                     | 0.0000                        | 0.0000                        | 0.0000                        | 0.0152             | 0.0445             | 0.0310             | 0.0063           |
| [設備工事費]       | Installation                     | 1.0000                        | 1.0000                        | 1.0000                        | 1.0000             | 1.0000             | 1.0000             | 1.0000           |
| 1. 電気         | Electricity                      | 0.3376                        | 0.3610                        | 0.2827                        | 0.3661             | 0.4028             | 0.3708             | 0.3612           |
| 2. 給排水衛生      | Plumbing & sanitation            | 0.4300                        | 0.4795                        | 0.4913                        | 0.2099             | 0.1694             | 0.1951             | 0.3434           |
| 3. 暖冷房空調      | Air-conditioning                 | 0.1271                        | 0.0849                        | 0.1377                        | 0.3169             | 0.3576             | 0.3411             | 0.1930           |
| 4. 昇降         | Lift installation                | 0.1053                        | 0.0746                        | 0.0883                        | 0.1071             | 0.0702             | 0.0930             | 0.1024           |
| [建築純工事費]      | Building construction cost       | 1.0000                        | 1.0000                        | 1.0000                        | 1.0000             | 1.0000             | 1.0000             | 1.0000           |
| 1. 仮設         | Temporary work                   | 0.1113                        | 0.0925                        | 0.1104                        | 0.0988             | 0.0995             | 0.0846             | 0.1354           |
| 2. 土工・地業      | Earthwork & Foundation           | 0.0895                        | 0.0797                        | 0.0659                        | 0.1125             | 0.1031             | 0.0638             | 0.1665           |
| 3. 躯体         | Structural frame                 | 0.3717                        | 0.3244                        | 0.2786                        | 0.3411             | 0.3162             | 0.3322             | 0.3187           |
| 4. 仕上         | Finishing                        | 0.4275                        | 0.5034                        | 0.5451                        | 0.4476             | 0.4812             | 0.5194             | 0.3794           |
| [1. 電気]       | Electricity                      | 1.0000                        | 1.0000                        | 1.0000                        | 1.0000             | 1.0000             | 1.0000             | 1.0000           |
| 1. 受変電引込      | Substation                       | 0.0578                        | 0.0471                        | 0.0579                        | 0.1851             | 0.1996             | 0.1772             | 0.1909           |
| 2. 幹線動力       | Main feeder & power              | 0.1667                        | 0.1796                        | 0.2158                        | 0.2011             | 0.1919             | 0.2349             | 0.3303           |
| 3. 電灯コンセント    | Ele. light socket outlet         | 0.2945                        | 0.2898                        | 0.2833                        | 0.2121             | 0.2105             | 0.1762             | 0.1867           |
| 4. 照明器具       | Lighting fixture                 | 0.1095                        | 0.1137                        | 0.1352                        | 0.2313             | 0.2128             | 0.2272             | 0.1208           |
| 5. 電話配管       | Telephone system                 | 0.0602                        | 0.0665                        | 0.0570                        | 0.0325             | 0.0374             | 0.0291             | 0.0346           |
| 6. テレビ共聴      | TV master antenna piping         | 0.0761                        | 0.0907                        | 0.0837                        | 0.0187             | 0.0240             | 0.0191             | 0.0094           |
| 7. インターホン他    | Interphone & Others              | 0.1308                        | 0.1106                        | 0.0877                        | 0.0272             | 0.0287             | 0.0360             | 0.0270           |
| 8. 防災         | Protective installation          | 0.0850                        | 0.0862                        | 0.0670                        | 0.0847             | 0.0877             | 0.0955             | 0.0817           |
| 9. 避雷針        | Lighting rod                     | 0.0194                        | 0.0158                        | 0.0124                        | 0.0073             | 0.0074             | 0.0048             | 0.0186           |
| [2. 給排水衛生]    | Plumbing & sanitation            | 1.0000                        | 1.0000                        | 1.0000                        | 1.0000             | 1.0000             | 1.0000             | 1.0000           |
| 1. 給水         | Water supply                     | 0.2296                        | 0.2373                        | 0.2459                        | 0.2130             | 0.2456             | 0.1998             | 0.3121           |
| 2. 給湯         | Hot water supply                 | 0.1700                        | 0.1678                        | 0.1766                        | 0.0447             | 0.0668             | 0.0601             | 0.0824           |
| 3. 排水通気       | Drainage                         | 0.2264                        | 0.2625                        | 0.2548                        | 0.1995             | 0.2565             | 0.2560             | 0.2137           |
| 4. 衛生器具       | Sanitary fixture                 | 0.1426                        | 0.1245                        | 0.1545                        | 0.1298             | 0.1472             | 0.1193             | 0.0696           |
| 5. 消火         | Fire fighting work               | 0.0873                        | 0.0683                        | 0.0598                        | 0.3574             | 0.2349             | 0.2976             | 0.2510           |
| 6. ガス         | Gas work                         | 0.1441                        | 0.1396                        | 0.1084                        | 0.0556             | 0.0490             | 0.0672             | 0.0712           |
| [3. 暖冷房空調]    | Air-conditioning                 | 1.0000                        | 1.0000                        | 1.0000                        | 1.0000             | 1.0000             | 1.0000             | 1.0000           |
| 1. 機器         | AC equipment                     | 0.1733                        | 0.1340                        | 0.1649                        | 0.2522             | 0.2316             | 0.2401             | 0.2643           |
| 2. ダクト        | Duct work                        | 0.0929                        | 0.1183                        | 0.1359                        | 0.1477             | 0.1524             | 0.1541             | 0.1418           |
| 3. 配管         | AC piping                        | 0.2294                        | 0.2362                        | 0.2841                        | 0.2848             | 0.2350             | 0.2627             | 0.2988           |
| 4. 自動制御       | Automatic control sys.           | 0.0276                        | 0.0373                        | 0.0426                        | 0.0588             | 0.0461             | 0.0600             | 0.1750           |
| 5. 換気         | Ventilation work                 | 0.3339                        | 0.2703                        | 0.2273                        | 0.2535             | 0.3320             | 0.2788             | 0.1146           |
| 6. 床暖房        | Floor heating                    | 0.1429                        | 0.2039                        | 0.1452                        | 0.0030             | 0.0029             | 0.0043             | 0.0055           |









2. ウェイト表 (5) Table of BCCI weights

| 建物番号<br>使 途  | 36<br>図書館<br>Library | 38<br>寄宿舎<br>Dormitory | 39<br>小学校<br>Primary school |
|--------------|----------------------|------------------------|-----------------------------|
| 構 造          | R C                  | R C                    | R C                         |
| 延床面積 (㎡)     | 2,413                | 2,207                  | 5,840                       |
| 地上/地下階数      | 3/0                  | 5/0                    | 3/0                         |
| 設 備 内 容      | E. P. A. L           | E. P. A                | E. P. A. L                  |
| 基 準 時        | 2004年 5月             | 2000年 6月               | 2002年 5月                    |
| [工事原価]       | —                    | —                      | —                           |
| 1. 純工事費      | —                    | —                      | —                           |
| 2. 現場経費      | —                    | —                      | —                           |
| [純工事費]       | 1.0000               | 1.0000                 | 1.0000                      |
| 1. 建 築       | 0.6899               | 0.7011                 | 0.7877                      |
| 2. 設 備       | 0.3101               | 0.2989                 | 0.2123                      |
| [建築純工事費]     | 1.0000               | 1.0000                 | 1.0000                      |
| 1. 仮 設       | 0.1406               | 0.1416                 | 0.1183                      |
| 2. 土 工       | 0.0293               | 0.0073                 | 0.0135                      |
| 3. 地 業       | 0.0144               | 0.0353                 | 0.1208                      |
| 4. コンクリート    | 0.1021               | 0.0970                 | 0.1046                      |
| 5. 型 枠       | 0.2062               | 0.2002                 | 0.1572                      |
| 6. 鉄 筋       | 0.1086               | 0.0555                 | 0.0676                      |
| 7. 鉄 骨       | 0.0019               | 0.0000                 | 0.0204                      |
| 8. 既製コンクリート  | 0.0003               | 0.0000                 | 0.0004                      |
| 9. 防 水       | 0.0210               | 0.0193                 | 0.0211                      |
| 10. 石 工      | 0.0041               | 0.0005                 | 0.0020                      |
| 11. タ イ ル    | 0.0683               | 0.0033                 | 0.0116                      |
| 12. 木 工      | 0.0000               | 0.0197                 | 0.0168                      |
| 13. 金 属      | 0.0676               | 0.0785                 | 0.0440                      |
| 14. 左 官      | 0.0306               | 0.0334                 | 0.0486                      |
| 15. 木製建具     | 0.0000               | 0.0173                 | 0.0011                      |
| 16. 金属製建具    | 0.1040               | 0.1318                 | 0.0766                      |
| 17. ガ ラ ス    | 0.0085               | 0.0141                 | 0.0148                      |
| 18. 塗装・吹付    | 0.0105               | 0.0415                 | 0.0260                      |
| 19. 内 外 装    | 0.0664               | 0.0777                 | 0.0747                      |
| 20. 仕上ユニット   | 0.0156               | 0.0260                 | 0.0460                      |
| 21. カーテンウォール | 0.0000               | 0.0000                 | 0.0139                      |
| [設備工事費]      | 1.0000               | 1.0000                 | 1.0000                      |
| 1. 電 気       | 0.3196               | 0.4455                 | 0.3745                      |
| 2. 給排水衛生     | 0.1172               | 0.3213                 | 0.3787                      |
| 3. 暖冷房空調     | 0.5018               | 0.2332                 | 0.2376                      |
| 4. 昇 降       | 0.0614               | 0.0000                 | 0.0092                      |
| [建築純工事費]     | 1.0000               | 1.0000                 | 1.0000                      |
| 1. 仮 設       | 0.1406               | 0.1416                 | 0.1183                      |
| 2. 土工・地業     | 0.0437               | 0.0426                 | 0.1343                      |
| 3. 軀 体       | 0.4187               | 0.3527                 | 0.3498                      |
| 4. 仕 上       | 0.3970               | 0.4631                 | 0.3976                      |
| [1. 電 気]     | 1.0000               | 1.0000                 | 1.0000                      |
| 1. 受変電引込     | 0.2996               | 0.0991                 | 0.1869                      |
| 2. 幹線動力      | 0.0650               | 0.0700                 | 0.2125                      |
| 3. 電灯コンセント   | 0.1643               | 0.3685                 | 0.1461                      |
| 4. 照明器具      | 0.1931               | 0.2006                 | 0.1872                      |
| 5. 電話配管      | 0.0069               | 0.0198                 | 0.0844                      |
| 6. テレビ共聴     | 0.0137               | 0.0295                 | 0.0307                      |
| 7. インターホン他   | 0.1870               | 0.1306                 | 0.0411                      |
| 8. 防 災       | 0.0704               | 0.0819                 | 0.1111                      |
| 9. 避 雷 針     | 0.0000               | 0.0000                 | 0.0000                      |
| [2. 給排水衛生]   | 1.0000               | 1.0000                 | 1.0000                      |
| 1. 給 水       | 0.2150               | 0.1714                 | 0.2927                      |
| 2. 給 湯       | 0.0166               | 0.0530                 | 0.0173                      |
| 3. 排水通気      | 0.3877               | 0.2868                 | 0.2596                      |
| 4. 衛生器具      | 0.1969               | 0.3062                 | 0.1128                      |
| 5. 消 火       | 0.0854               | 0.0366                 | 0.2660                      |
| 6. ガ ス       | 0.0984               | 0.1460                 | 0.0516                      |
| [3. 暖冷房空調]   | 1.0000               | 1.0000                 | 1.0000                      |
| 1. 機 器       | 0.5185               | 0.6009                 | 0.5586                      |
| 2. ダ ク ト     | 0.1857               | 0.0000                 | 0.1672                      |
| 3. 配 管       | 0.1743               | 0.0592                 | 0.1978                      |
| 4. 自動制御      | 0.0897               | 0.0000                 | 0.0396                      |
| 5. 換 気       | 0.0318               | 0.3399                 | 0.0368                      |
| 6. 床 暖 房     | —                    | —                      | —                           |

## 2. ウェイト表 (6) Table of BCCI weights

|             |                           |        |          |
|-------------|---------------------------|--------|----------|
| 建物番号        | Building number           | 19     | 37       |
| 使 途         | Building type             | 住宅     | 保育園      |
| 構 造         | Structural frame          | W      | W        |
| 延床面積 (㎡)    | Total floor area          | —      | 1,000    |
| 地上/地下階数     | Story (ground/basement)   | —      | 1/0      |
| 設 備 内 容     | Installation              | —      | E. P. A  |
| 基 準 時       | Base period               | 2005年  | 2005年10月 |
| [工事原価]      | Construction cost         | 1.0000 | —        |
| 1. 純工事費     | Net work cost             | 0.8899 | —        |
| 2. 現場経費     | Site management cost      | 0.1101 | —        |
| [純工事費]      | Net work cost             | 1.0000 | 1.0000   |
| 1. 建 築      | Building construction     | 0.8660 | 0.6299   |
| 2. 設 備      | Installation              | 0.1340 | 0.3701   |
| [建築純工事費]    | Building construction     | 1.0000 | 1.0000   |
| 1. 仮 設      | Temporary work            | 0.0322 | 0.0824   |
| 2. 基 礎      | Foundation                | 0.0798 | 0.0920   |
| 3. 木 工      | Carpentry                 | 0.3684 | 0.4360   |
| 4. 屋 根      | Roofing                   | 0.0596 | 0.0575   |
| 5. 金属製建具    | Metal door & window       | 0.0641 | 0.0851   |
| 6. 木製建具     | Wooden door & window      | 0.0481 | 0.0477   |
| 7. ガラス      | Glazing work              | 0.0125 | 0.0039   |
| 8. 防 水      | Waterproofing             | 0.0060 | 0.0014   |
| 9. 石 工      | Masonry                   | 0.0018 | 0.0000   |
| 10. タイル     | Tile work                 | 0.0112 | 0.0072   |
| 11. 金 属     | Metal work                | 0.0143 | 0.0049   |
| 12. 左 官     | Plastering & lathing work | 0.0241 | 0.0185   |
| 13. 塗装・吹付   | Painting & Spraying       | 0.0143 | 0.0406   |
| 14. 内外装     | Int. & Ext. finishing     | 0.1298 | 0.0512   |
| 15. 仕上ユニット雑 | Fitting, Equip. & Others  | 0.1338 | 0.0716   |
| [設備工事費]     | Installation              | 1.0000 | 1.0000   |
| 1. 電 気      | Electricity               | 0.3265 | 0.2205   |
| 2. 給排水衛生    | Plumbing & sanitation     | 0.5430 | 0.4274   |
| 3. 暖冷房空調    | Air-conditioning          | 0.1305 | 0.3521   |
| [1. 電 気]    | Electricity               | 1.0000 | 1.0000   |
| 1. 受変電引込    | Substation                | —      | 0.2311   |
| 2. 幹線動力     | Main feeder & power       | —      | 0.2543   |
| 3. 電灯コンセント  | Ele. light socket outlet  | 0.4325 | 0.0943   |
| 4. 照明器具     | Lighting fixture          | 0.3665 | 0.1921   |
| 5. 電話配管     | Telephone system          | 0.0573 | 0.0091   |
| 6. テレビ共聴    | TV master antenna piping  | 0.0821 | 0.0494   |
| 7. インターホン他  | Interphone & Others       | 0.0616 | 0.1064   |
| 8. 防 災      | Protective installation   | —      | 0.0633   |
| 9. 避 雷 針    | Lighting rod              | —      | 0.0000   |
| [2. 給排水衛生]  | Plumbing & sanitation     | 1.0000 | 1.0000   |
| 1. 給 水      | Water supply              | 0.2352 | 0.2550   |
| 2. 給 湯      | Hot water supply          | 0.1859 | 0.1320   |
| 3. 排水通気     | Drainage                  | 0.2523 | 0.3849   |
| 4. 衛生器具     | Sanitary fixture          | 0.2882 | 0.0573   |
| 5. 消 火      | Fire fighting work        | —      | 0.0483   |
| 6. ガ ス      | Gas work                  | 0.0384 | 0.1225   |
| [3. 暖冷房空調]  | Air-conditioning          | 1.0000 | 1.0000   |
| 1. 機 器      | AC equipment              | —      | 0.7111   |
| 2. ダクト      | Duct work                 | —      | 0.0000   |
| 3. 配 管      | AC piping                 | —      | 0.1560   |
| 4. 自動制御     | Automatic control sys.    | —      | 0.0136   |
| 5. 換 気      | Ventilation work          | 0.7200 | 0.1193   |
| 6. 床暖房      | Floor heating             | 0.2800 | —        |

## 2. ウェイト表（7）連鎖指数 Table of BCCI weights (Chain index)

| 2<br>ウェイト年次  | 建物種類 Building type |        | 集合住宅 Condominium RC |        |        |
|--------------|--------------------|--------|---------------------|--------|--------|
|              | 2005年              | 2006年  | 2007年               | 2008年  | 2009年  |
| [工事原価]       | 1.0000             | 1.0000 | 1.0000              | 1.0000 | 1.0000 |
| 1. 純工事費      | 0.9520             | 0.9520 | 0.9534              | 0.9534 | 0.9476 |
| 2. 現場経費      | 0.0480             | 0.0480 | 0.0466              | 0.0466 | 0.0524 |
| [純工事費]       | 1.0000             | 1.0000 | 1.0000              | 1.0000 | 1.0000 |
| 1. 建築        | 0.7877             | 0.7855 | 0.7742              | 0.7734 | 0.7721 |
| 2. 設備        | 0.2123             | 0.2145 | 0.2258              | 0.2266 | 0.2279 |
| [建築純工事費]     | 1.0000             | 1.0000 | 1.0000              | 1.0000 | 1.0000 |
| 1. 仮設        | 0.0925             | 0.0923 | 0.0912              | 0.0906 | 0.0980 |
| 2. 土工        | 0.0321             | 0.0318 | 0.0377              | 0.0428 | 0.0331 |
| 3. 地業        | 0.0476             | 0.0532 | 0.0565              | 0.0592 | 0.0764 |
| 4. コンクリート    | 0.0962             | 0.0960 | 0.0937              | 0.0929 | 0.1003 |
| 5. 型枠        | 0.1159             | 0.1219 | 0.1255              | 0.1170 | 0.1178 |
| 6. 鉄筋        | 0.1101             | 0.1118 | 0.1197              | 0.1418 | 0.1334 |
| 7. 鉄骨        | 0.0022             | 0.0041 | 0.0033              | 0.0043 | 0.0033 |
| 8. 既製コンクリート  | 0.0048             | 0.0068 | 0.0068              | 0.0065 | 0.0072 |
| 9. 防水        | 0.0195             | 0.0195 | 0.0191              | 0.0193 | 0.0165 |
| 10. 石工       | 0.0086             | 0.0110 | 0.0078              | 0.0071 | 0.0052 |
| 11. タイル      | 0.0290             | 0.0300 | 0.0273              | 0.0271 | 0.0224 |
| 12. 木工       | 0.0561             | 0.0487 | 0.0508              | 0.0413 | 0.0389 |
| 13. 金属       | 0.0460             | 0.0447 | 0.0468              | 0.0468 | 0.0456 |
| 14. 左官       | 0.0337             | 0.0320 | 0.0314              | 0.0279 | 0.0248 |
| 15. 木製建具     | 0.0300             | 0.0276 | 0.0268              | 0.0234 | 0.0335 |
| 16. 金属製建具    | 0.0663             | 0.0687 | 0.0619              | 0.0616 | 0.0594 |
| 17. ガラス      | 0.0130             | 0.0140 | 0.0121              | 0.0142 | 0.0158 |
| 18. 塗装・吹付    | 0.0138             | 0.0122 | 0.0122              | 0.0109 | 0.0223 |
| 19. 内外装      | 0.0810             | 0.0805 | 0.0786              | 0.0771 | 0.0725 |
| 20. 仕上ユニット   | 0.1016             | 0.0932 | 0.0908              | 0.0882 | 0.0736 |
| 21. カーテンウォール | 0.0000             | 0.0000 | 0.0000              | 0.0000 | 0.0000 |
| [設備工事費]      | 1.0000             | 1.0000 | 1.0000              | 1.0000 | 1.0000 |
| 1. 電気        | 0.3610             | 0.3722 | 0.3823              | 0.3870 | 0.3774 |
| 2. 給排水衛生     | 0.4795             | 0.4670 | 0.4600              | 0.4484 | 0.4815 |
| 3. 暖冷房空調     | 0.0849             | 0.0890 | 0.0916              | 0.1051 | 0.0826 |
| 4. 昇降        | 0.0746             | 0.0718 | 0.0661              | 0.0595 | 0.0585 |
| [建築純工事費]     | 1.0000             | 1.0000 | 1.0000              | 1.0000 | 1.0000 |
| 1. 仮設        | 0.0925             | 0.0923 | 0.0912              | 0.0906 | 0.0980 |
| 2. 土工・地業     | 0.0797             | 0.0850 | 0.0942              | 0.1020 | 0.1095 |
| 3. 躯体        | 0.3244             | 0.3338 | 0.3422              | 0.3560 | 0.3548 |
| 4. 仕上        | 0.5034             | 0.4889 | 0.4724              | 0.4514 | 0.4377 |

2. ウェイト表（8）連鎖指数 Table of BCCI weights (Chain index)

| 6            | 建物種類 Building type |        | 事務所 Office S |        |        |
|--------------|--------------------|--------|--------------|--------|--------|
|              | 2005年              | 2006年  | 2007年        | 2008年  | 2009年  |
| ウェイト年次       |                    |        |              |        |        |
| [工事原価]       | 1.0000             | 1.0000 | 1.0000       | 1.0000 | 1.0000 |
| 1. 純工事費      | 0.9563             | 0.9531 | 0.9589       | 0.9723 | 0.9675 |
| 2. 現場経費      | 0.0437             | 0.0469 | 0.0411       | 0.0277 | 0.0325 |
| [純工事費]       | 1.0000             | 1.0000 | 1.0000       | 1.0000 | 1.0000 |
| 1. 建築        | 0.7145             | 0.7331 | 0.7266       | 0.7225 | 0.7240 |
| 2. 設備        | 0.2855             | 0.2669 | 0.2734       | 0.2775 | 0.2760 |
| [建築純工事費]     | 1.0000             | 1.0000 | 1.0000       | 1.0000 | 1.0000 |
| 1. 仮設        | 0.0846             | 0.0948 | 0.0962       | 0.0897 | 0.1051 |
| 2. 土工        | 0.0306             | 0.0384 | 0.0387       | 0.0412 | 0.0280 |
| 3. 地業        | 0.0332             | 0.0344 | 0.0389       | 0.0375 | 0.0450 |
| 4. コンクリート    | 0.0361             | 0.0401 | 0.0382       | 0.0386 | 0.0428 |
| 5. 型枠        | 0.0186             | 0.0231 | 0.0233       | 0.0205 | 0.0200 |
| 6. 鉄筋        | 0.0290             | 0.0297 | 0.0334       | 0.0383 | 0.0355 |
| 7. 鉄骨        | 0.2485             | 0.2297 | 0.2501       | 0.2771 | 0.2622 |
| 8. 既製コンクリート  | 0.0511             | 0.0492 | 0.0434       | 0.0399 | 0.0467 |
| 9. 防水        | 0.0169             | 0.0137 | 0.0133       | 0.0120 | 0.0113 |
| 10. 石工       | 0.0172             | 0.0088 | 0.0074       | 0.0081 | 0.0076 |
| 11. タイル      | 0.0138             | 0.0082 | 0.0066       | 0.0079 | 0.0030 |
| 12. 木工       | 0.0068             | 0.0106 | 0.0051       | 0.0061 | 0.0063 |
| 13. 金属       | 0.0957             | 0.0917 | 0.0849       | 0.0878 | 0.0928 |
| 14. 左官       | 0.0114             | 0.0100 | 0.0092       | 0.0102 | 0.0071 |
| 15. 木製建具     | 0.0055             | 0.0051 | 0.0065       | 0.0050 | 0.0037 |
| 16. 金属製建具    | 0.0993             | 0.1076 | 0.1041       | 0.0987 | 0.1225 |
| 17. ガラス      | 0.0272             | 0.0318 | 0.0219       | 0.0219 | 0.0172 |
| 18. 塗装・吹付    | 0.0113             | 0.0120 | 0.0116       | 0.0109 | 0.0086 |
| 19. 内外装      | 0.0837             | 0.0910 | 0.0865       | 0.0872 | 0.0783 |
| 20. 仕上ユニット   | 0.0485             | 0.0447 | 0.0387       | 0.0378 | 0.0411 |
| 21. カーテンウォール | 0.0310             | 0.0254 | 0.0420       | 0.0236 | 0.0152 |
| [設備工事費]      | 1.0000             | 1.0000 | 1.0000       | 1.0000 | 1.0000 |
| 1. 電気        | 0.3708             | 0.4135 | 0.3914       | 0.3936 | 0.4252 |
| 2. 給排水衛生     | 0.1951             | 0.1875 | 0.2051       | 0.2222 | 0.1938 |
| 3. 暖冷房空調     | 0.3411             | 0.3342 | 0.3257       | 0.3108 | 0.2915 |
| 4. 昇降        | 0.0930             | 0.0648 | 0.0778       | 0.0734 | 0.0895 |
| [建築純工事費]     | 1.0000             | 1.0000 | 1.0000       | 1.0000 | 1.0000 |
| 1. 仮設        | 0.0846             | 0.0948 | 0.0962       | 0.0897 | 0.1051 |
| 2. 土工・地業     | 0.0638             | 0.0728 | 0.0776       | 0.0787 | 0.0730 |
| 3. 躯体        | 0.3322             | 0.3226 | 0.3450       | 0.3745 | 0.3605 |
| 4. 仕上        | 0.5194             | 0.5098 | 0.4812       | 0.4571 | 0.4614 |

2. ウェイト表 (9) 連鎖指数 Table of BCCI weights (Chain index)

| 17           | 建物種類 Building type | 工場 Factory | S      |        |        |
|--------------|--------------------|------------|--------|--------|--------|
| ウェイト年次       | 2005年              | 2006年      | 2007年  | 2008年  | 2009年  |
| [工事原価]       | 1.0000             | 1.0000     | 1.0000 | 1.0000 | 1.0000 |
| 1. 純工事費      | 0.9660             | 0.9662     | 0.9613 | 0.9646 | 0.9619 |
| 2. 現場経費      | 0.0340             | 0.0338     | 0.0387 | 0.0354 | 0.0381 |
| [純工事費]       | 1.0000             | 1.0000     | 1.0000 | 1.0000 | 1.0000 |
| 1. 建築        | 0.6986             | 0.7011     | 0.6849 | 0.7033 | 0.6565 |
| 2. 設備        | 0.3014             | 0.2989     | 0.3151 | 0.2967 | 0.3435 |
| [建築純工事費]     | 1.0000             | 1.0000     | 1.0000 | 1.0000 | 1.0000 |
| 1. 仮設        | 0.0975             | 0.0930     | 0.0961 | 0.0858 | 0.0979 |
| 2. 土工        | 0.0297             | 0.0298     | 0.0344 | 0.0350 | 0.0319 |
| 3. 地業        | 0.0391             | 0.0599     | 0.0551 | 0.0642 | 0.0694 |
| 4. コンクリート    | 0.0579             | 0.0580     | 0.0540 | 0.0517 | 0.0538 |
| 5. 型枠        | 0.0296             | 0.0295     | 0.0318 | 0.0266 | 0.0293 |
| 6. 鉄筋        | 0.0456             | 0.0503     | 0.0511 | 0.0578 | 0.0517 |
| 7. 鉄骨        | 0.2861             | 0.2879     | 0.3082 | 0.3499 | 0.2815 |
| 8. 既製コンクリート  | 0.0313             | 0.0264     | 0.0222 | 0.0225 | 0.0298 |
| 9. 防水        | 0.0122             | 0.0136     | 0.0098 | 0.0088 | 0.0072 |
| 10. 石工       | 0.0008             | 0.0013     | 0.0002 | 0.0004 | 0.0008 |
| 11. タイル      | 0.0023             | 0.0020     | 0.0014 | 0.0010 | 0.0024 |
| 12. 木工       | 0.0066             | 0.0025     | 0.0017 | 0.0023 | 0.0020 |
| 13. 金属       | 0.1026             | 0.1075     | 0.1253 | 0.1104 | 0.1195 |
| 14. 左官       | 0.0167             | 0.0152     | 0.0139 | 0.0135 | 0.0151 |
| 15. 木製建具     | 0.0027             | 0.0037     | 0.0017 | 0.0015 | 0.0016 |
| 16. 金属製建具    | 0.0902             | 0.0849     | 0.0731 | 0.0640 | 0.0867 |
| 17. ガラス      | 0.0064             | 0.0069     | 0.0044 | 0.0060 | 0.0083 |
| 18. 塗装・吹付    | 0.0204             | 0.0236     | 0.0207 | 0.0168 | 0.0193 |
| 19. 内外装      | 0.0953             | 0.0811     | 0.0667 | 0.0494 | 0.0634 |
| 20. 仕上ユニット   | 0.0270             | 0.0229     | 0.0282 | 0.0324 | 0.0284 |
| 21. カーテンウォール | 0.0000             | 0.0000     | 0.0000 | 0.0000 | 0.0000 |
| [設備工事費]      | 1.0000             | 1.0000     | 1.0000 | 1.0000 | 1.0000 |
| 1. 電気        | 0.4255             | 0.4365     | 0.3953 | 0.4127 | 0.4318 |
| 2. 給排水衛生     | 0.2267             | 0.2065     | 0.2280 | 0.2107 | 0.2290 |
| 3. 暖冷房空調     | 0.2995             | 0.3101     | 0.3583 | 0.3534 | 0.3143 |
| 4. 昇降        | 0.0483             | 0.0469     | 0.0184 | 0.0232 | 0.0249 |
| [建築純工事費]     | 1.0000             | 1.0000     | 1.0000 | 1.0000 | 1.0000 |
| 1. 仮設        | 0.0975             | 0.0930     | 0.0961 | 0.0858 | 0.0979 |
| 2. 土工・地業     | 0.0688             | 0.0897     | 0.0895 | 0.0992 | 0.1013 |
| 3. 躯体        | 0.4192             | 0.4257     | 0.4451 | 0.4860 | 0.4163 |
| 4. 仕上        | 0.4145             | 0.3916     | 0.3693 | 0.3290 | 0.3845 |

## II. 建設資材物価指数の作成方法

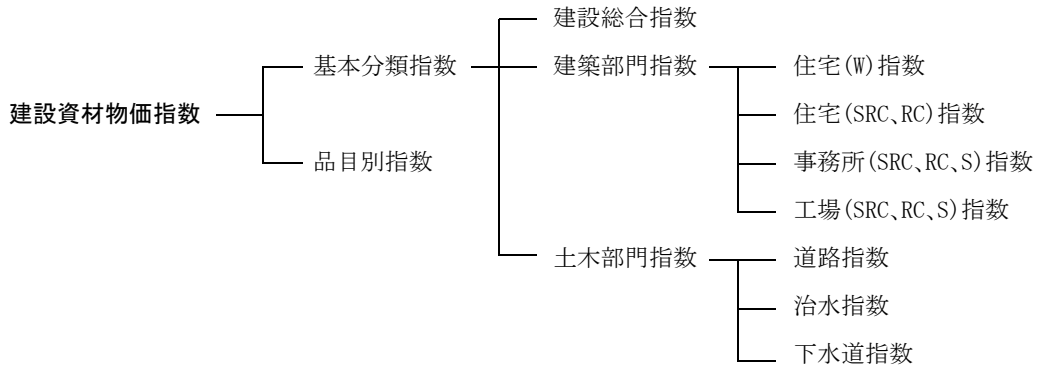
### 1. 建設資材物価指数の作成方法

#### 1) 建設資材物価指数の種類

指数には、時系列指数と都市間格差指数があり、次のような構造となっている。

##### (1) 時系列指数

わが国全体の建設工事に使用される建設資材の物価動向を集約的に表す時系列指数(月別)で、東京都区部以下主要10都市について、固定ウエイトにより費目別及び品目別に算出している。

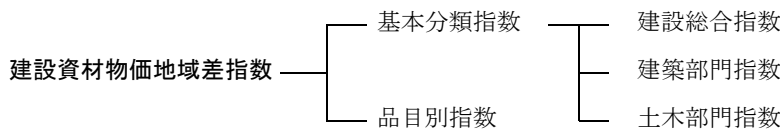


建設総合指数は、建築及び土木工事に使用される資材費ウエイト(購入者価格)によって個々の資材価格指数を総合した指数で、建設工事全体における資材物価の動向を表すものである。建築部門指数は、建築工事に使用される資材費ウエイトにより、土木部門指数は、土木工事に使用される資材費ウエイトによって算出した指数で、それぞれ建築ないし土木工事における資材物価の動向を表すものである。

なお、品目指数は、個々の品目について算出した指数である。

##### (2) 都市間格差指数

東京都区部=100として主要10都市間の物価格差を表す指数である。全国ウエイトによるラスパイレズ式により年に1回、年平均指数として算出している。



#### 2) 指数の費目(資材)分類

##### (1) 費目(資材)分類

指数の費目(資材)分類は、産業連関表の部門分類に準拠した「基本分類」である。

「基本分類」は、「建設部門分析用産業連関表(国土交通省)」による「投入部門の特別分類」を中分類とし、これに「産業連関表」の統合分類及び基本分類を組み合わせた分類で、次のような構成となっている。



|    | (大分類)       | (中分類)                                                       |
|----|-------------|-------------------------------------------------------------|
| 総合 | 1 農産物       | 農産物(例・種苗、花木類)                                               |
|    | 2 鉱産物       | 砂利・碎石                                                       |
|    | 3 繊維製品      | 畳・わら加工品、繊維工業製品                                              |
|    | 4 紙・木製品     | 製材、合板、建設用木製品等、家具・建具・装備品、紙・紙加工品                              |
|    | 5 化学製品      | 塗料、その他の化学製品                                                 |
|    | 6 石油製品・舗装材料 | 石油製品、舗装材料                                                   |
|    | 7 窯業・土石製品   | 耐火物、他の建設用土石製品、ガラス・ガラス製品、陶磁器、セメント、生コンクリート、セメント製品、その他の窯業・土石製品 |
|    | 8 鉄鋼        | 熱間圧延鋼材、鋼管、冷間・メッキ鋼材、鋳鍛造品・他の鉄鋼製品                              |
|    | 9 非鉄金属      | 電線・ケーブル・光ファイバーケーブル、その他の非鉄金属                                 |
|    | 10 金属製品     | 建設用金属製品、建築用金属製品、ガス・石油・暖房装置、その他の金属製品                         |
|    | 11 一般機械     | 一般機械(例・ボイラー、エアコン)                                           |
|    | 12 電気機械     | 重電機器、その他の電気機械                                               |
|    | 13 他の製造工業製品 | プラスチック製品、その他の製造工業製品                                         |

## (2) 品目及び規格・銘柄の選定

品目等の選定は、各類に属する各資材のうち、次の基準により393品目を選定している。

- ① 建設工事における投入額に占めるウエイトが高いもの。
- ② 建設資材の価格動向を観察する上で重要な品目であること。
- ③ 同類の品目群の価格変動を代表できる品目であること。
- ④ 当会の価格調査品目であること。

また、採用品目の規格・銘柄は、次の基準により選定している。

- ① 出回りが多いもの。
- ② 価格が継続的に調査できるもの。
- ③ 可能な限り当会の調査対象都市に共通して調査しているもの。

なお、選定された品目及び規格・銘柄は部門別指数の各系列に共通して用いる。

## 3) 建設資材物価指数の算式

指数は、ラスパイレズ式(変形式)によって算出している。

$$I_{JKt} = \frac{\sum_i \frac{P_{iJkt}}{P_{iJk0}} \cdot W_{ik0}}{\sum W_{ik0}}$$

|                           |         |
|---------------------------|---------|
| I : 総合(又は類)指数             | i : 各品目 |
| P : 品目の価格                 | J : 各都市 |
| $P_{it}/P_{i0}$ : 品目別価格指数 | k : 各部門 |
| W : ウエイト(建設資材投入額)         | 0 : 基準時 |
|                           | t : 比較時 |



#### 4) 使用データ

##### (1) ウェイト

ウェイトは、下記によって作成しており、都市別指数に共通して用いられている。

###### ① 大分類・中分類のウェイト

「平成17年建設部門分析用産業連関表（国土交通省）」の「特別分類建設部門取引額表（購入者価格）」により、建設部門別（建設総合、建築部門、土木部門）に作成している。この際、

ア) 定義上、指数の範囲に含まれない項目は、産業連関表の基本分類等を参照して除外している。

イ) ウェイトが極めて小さい中分類は、他の同類の中分類に包括している。

###### ② 小分類のウェイト

「産業連関表」の「基本分類投入表（購入者価格）」をベースに作成した。定義外の項目及びウェイトの小さい項目は中分類の場合と同様に扱っている。

###### ③ 品目別のウェイト

各種統計資料による品目別生産額割合等を利用し、次の点に留意しながら小分類ウェイトを類内の品目に配分している。

ア) 可能な限り部門別に作成しているが、部門別にウェイトが得られない場合は、建設総合のウェイト構成比を各部門に準用している。

イ) 資料が得られないためウェイトを分割できない場合は、上位類のウェイトを各品目に均等に配分している。

###### ④ 規格・銘柄別のウェイト

官庁・業界資料等により比例的に分割できる場合は、その比によって品目のウェイトを分割し、できない場合は、品目のウェイトを均等に配分している。

##### (2) 価 格

資材価格データは、当調査会調査による建設資材価格（当調査会発行の月刊「建設物価」掲載価格）結果を用いている。調査の概要は、次のとおりである。

① 価格の性格：原則として大口需要者渡し価格（運賃込み）

② 調査対象：対象資材の取扱い量が多く、かつ信頼度の高い業者（メーカー、問屋、特約店など）

③ 調査の条件：原則として、現場持ち込み、現金決済、大口需要者を対象とした継続的な取引における最も一般的な取引数量による価格

④ 消費税：消費税を含まない価格

⑤ 価格の決定：調査対象都市の実勢価格のうちの最頻値

##### 5) 建設資材物価指数の作成地域

指数を作成している都市は、次の10都市である。

東京都区部、大阪市、名古屋市、福岡市、那覇市、広島市、高松市、新潟市、仙台市、札幌市

##### 6) 全国平均指数の作成

全国平均指数は、建設総合・建築部門・土木部門別（以下3部門別という）都市別指数に、ウェイトとして、国土交通省作成平成17年度地域別3部門別建設投資額（名目値）を札幌は北海道、仙台は東北等の10地域投資額に対応させ、加重平均した指数である。

##### 7) 基準時及び改定

指数の基準時及びウェイト時は、いずれも2005年（平成17年）である。今後は産業連関表の作成に合わせて5年ごとに更新する。

なお、基準時価格は、平成17年1～12月の単純算術平均である。

## 2. 大分類及び中分類別ウエイト表（1万分比ウエイト）

（2005年・平成17年基準）

| 基本分類（大分類、中分類）      | 建設総合  | 建築部門の一部 |       |          |                   |                  | 土木部門  | 土木部門の一部 |       |       |
|--------------------|-------|---------|-------|----------|-------------------|------------------|-------|---------|-------|-------|
|                    |       | 建築部門    | 住宅(W) | 住宅       |                   | 工場<br>(SRC、RC、S) |       | 道路      | 治水    | 下水道   |
|                    |       |         |       | (SRC、RC) | 事務所<br>(SRC、RC、S) |                  |       |         |       |       |
| [総 合]              | 10000 | 10000   | 10000 | 10000    | 10000             | 10000            | 10000 | 10000   | 10000 | 10000 |
| [農 産 物]            | 71    | 32      | 6     | 51       | 54                | 50               | 131   | 132     | 237   | 55    |
| 農 産 物              | 71    | 32      | 6     | 51       | 54                | 50               | 131   | 132     | 237   | 55    |
| [鉱 産 物]            | 397   | 82      | 73    | 89       | 82                | 122              | 883   | 740     | 1563  | 306   |
| 砂 利 ・ 砕 石          | 397   | 82      | 73    | 89       | 82                | 122              | 883   | 740     | 1563  | 306   |
| [織 維 製 品]          | 88    | 123     | 105   | 136      | 164               | 47               | 34    | 33      | 45    | 37    |
| 畳・わら加工品            | 16    | 26      | 50    | 25       | 4                 | 1                | 0     | 0       | 0     | 0     |
| 繊維工業製品             | 72    | 97      | 56    | 110      | 160               | 47               | 34    | 33      | 45    | 37    |
| [紙・木製品]            | 1730  | 2794    | 5099  | 2270     | 922               | 473              | 90    | 67      | 49    | 100   |
| 製 材                | 496   | 797     | 1787  | 346      | 171               | 87               | 32    | 31      | 27    | 33    |
| 合 板                | 267   | 417     | 480   | 407      | 425               | 291              | 35    | 33      | 4     | 38    |
| 建設用木製品等            | 439   | 711     | 1348  | 565      | 137               | 22               | 21    | 2       | 16    | 27    |
| 家具・建具・装備品          | 433   | 712     | 1210  | 796      | 144               | 51               | 2     | 2       | 2     | 2     |
| 紙・紙加工品             | 94    | 156     | 275   | 156      | 44                | 21               | 0     | 0       | 0     | 0     |
| [化 学 製 品]          | 134   | 177     | 201   | 233      | 116               | 194              | 68    | 50      | 33    | 59    |
| 塗 料                | 94    | 146     | 157   | 200      | 98                | 181              | 14    | 16      | 4     | 20    |
| その他の化学製品           | 40    | 31      | 43    | 32       | 18                | 12               | 54    | 35      | 29    | 39    |
| [石油製品・舗装材料]        | 432   | 94      | 23    | 136      | 139               | 225              | 952   | 1851    | 586   | 478   |
| 石 油 製 品            | 201   | 80      | 23    | 125      | 120               | 127              | 388   | 548     | 496   | 250   |
| 舗 装 材 料            | 231   | 14      | 0     | 12       | 18                | 98               | 564   | 1303    | 91    | 228   |
| [窯業・土石製品]          | 2248  | 1622    | 1310  | 2213     | 1826              | 1572             | 3211  | 3295    | 4584  | 3662  |
| 耐 火 物              | 39    | 8       | 0     | 2        | 23                | 26               | 87    | 1       | 0     | 62    |
| 他の建設用土石製品          | 127   | 180     | 165   | 202      | 167               | 122              | 45    | 42      | 19    | 36    |
| ガラス・ガラス製品          | 63    | 102     | 81    | 58       | 179               | 69               | 3     | 2       | 1     | 8     |
| 陶 磁 器              | 158   | 252     | 385   | 241      | 207               | 58               | 14    | 5       | 1     | 8     |
| セ メ ン ト            | 55    | 29      | 26    | 43       | 28                | 30               | 96    | 69      | 134   | 77    |
| 生コンクリート            | 863   | 535     | 286   | 1011     | 628               | 618              | 1369  | 1564    | 2628  | 670   |
| セメント製品             | 798   | 389     | 292   | 523      | 386               | 457              | 1429  | 1462    | 1595  | 2726  |
| その他の窯業・土石製品        | 144   | 127     | 74    | 134      | 208               | 191              | 168   | 151     | 205   | 74    |
| [鉄 鋼]              | 833   | 721     | 294   | 1203     | 830               | 797              | 1007  | 916     | 720   | 635   |
| 熱間圧延鋼材             | 550   | 538     | 192   | 921      | 600               | 564              | 568   | 664     | 459   | 341   |
| 鋼 管                | 144   | 113     | 68    | 185      | 137               | 122              | 192   | 101     | 104   | 150   |
| 冷間・メッキ鋼材           | 75    | 53      | 17    | 77       | 82                | 100              | 109   | 92      | 142   | 16    |
| 鋳鍛造品・他の鉄鋼製品        | 64    | 15      | 18    | 20       | 11                | 11               | 139   | 59      | 15    | 127   |
| [非 鉄 金 属]          | 258   | 172     | 119   | 241      | 201               | 231              | 390   | 106     | 70    | 185   |
| 電線・ケーブル・光ファイバークーブル | 229   | 141     | 101   | 195      | 159               | 191              | 363   | 98      | 33    | 135   |
| その他の非鉄金属           | 29    | 31      | 18    | 47       | 41                | 40               | 27    | 8       | 37    | 50    |
| [金 属 製 品]          | 2838  | 3261    | 2060  | 2456     | 4449              | 5173             | 2188  | 2254    | 1469  | 1444  |
| 建設用金属製品            | 1213  | 889     | 53    | 481      | 1681              | 2963             | 1711  | 1689    | 1091  | 1133  |
| 建築用金属製品            | 1045  | 1627    | 1355  | 1274     | 1749              | 1540             | 148   | 152     | 95    | 3     |
| ガス・石油・暖厨房装置        | 212   | 335     | 254   | 314      | 587               | 263              | 22    | 0       | 0     | 127   |
| その他の金属製品           | 368   | 409     | 398   | 387      | 432               | 407              | 306   | 413     | 283   | 181   |
| [一 般 機 械]          | 173   | 172     | 50    | 146      | 325               | 400              | 173   | 19      | 17    | 1206  |
| 一 般 機 械            | 173   | 172     | 50    | 146      | 325               | 400              | 173   | 19      | 17    | 1206  |
| [電 気 機 械]          | 307   | 371     | 315   | 392      | 468               | 375              | 208   | 42      | 171   | 786   |
| 重 電 機 器            | 54    | 37      | 10    | 33       | 64                | 108              | 79    | 3       | 87    | 321   |
| その他の電気機械           | 253   | 334     | 305   | 359      | 404               | 266              | 129   | 39      | 84    | 465   |
| [他の製造工業製品]         | 490   | 378     | 344   | 434      | 424               | 342              | 663   | 494     | 455   | 1047  |
| プラスチック製品           | 366   | 332     | 296   | 363      | 395               | 312              | 418   | 275     | 299   | 779   |
| その他の製造工業製品         | 124   | 46      | 48    | 71       | 28                | 30               | 244   | 219     | 156   | 268   |

（注1）ウエイトは四捨五入しているため、計と一致しない。

（注2）数字が0.5未満の場合、小数点第1位で四捨五入して、整数にし、「0」と記載している。

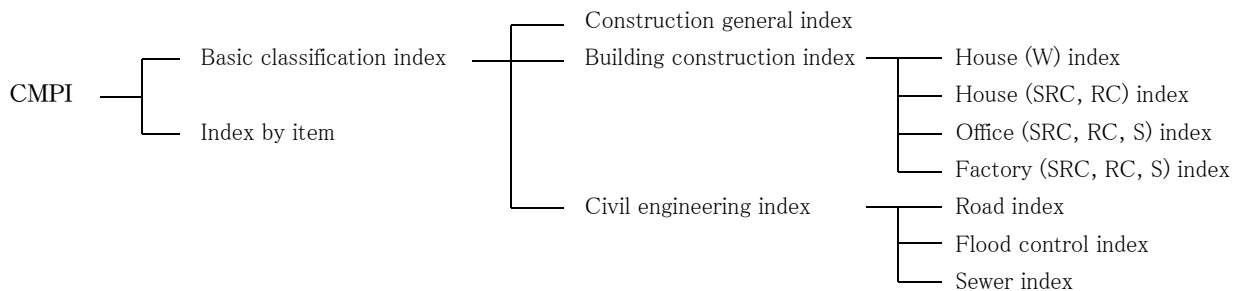
## II. Method of calculating CMPI

### 1. Method of calculating CMPI

#### 1) Kind of CMPI

The CMPI consists of the following indexes.

(1) This index is calculated to measure the price movement of the construction materials used for the construction work throughout country in time series (monthly). The index of major 10 cities including Tokyo are calculated by items using fixed weights.

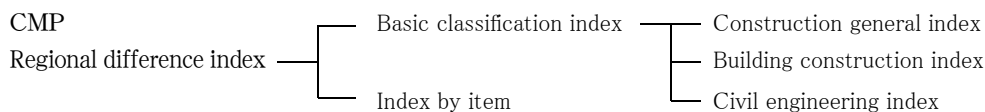


The construction general index is totaled each material price index by the material price weight (purchaser's prices) of the construction materials used for the building construction and civil engineering and shows the movement of the material prices in the whole construction works. The building construction index is calculated by the material price weight used for the building construction, and the civil engineering index is calculated by the material price weight used for the civil engineering. Each of them indicates the movement of material price in the building construction and the civil engineering.

The index by item is calculated for each item.

#### (2) Regional difference index

The indexes are compiled for major 10 cities taking Tokyo as the base for comparison (=100). The yearly average index is calculated as the weighted arithmetic mean with fixed base (Laspeyres' formula).



#### 2) Material classification of index

The material classification of index is the basic classification in accordance with the sector classification of the Input Output Tables. The basic classification is considered a special classification of input sector by the "Input Output Tables for Construction Sector Analysis" (Ministry of Land, Infrastructure and Transport) as an intermediate classification, and the aggregated classification and basic classification of the Input Output Tables are combined with the intermediate classification.

The composition flowchart is as follows:



| (Major classification)                        | (Intermediate classification)                                                                                                                                                       |
|-----------------------------------------------|-------------------------------------------------------------------------------------------------------------------------------------------------------------------------------------|
| 1 Agricultural products .....                 | Agricultural products (seeds & plants, flower plants, etc.)                                                                                                                         |
| 2 Mineral products .....                      | Gravel & crushed stone                                                                                                                                                              |
| 3 Textile products .....                      | Tatami & process straw products, textile industry products                                                                                                                          |
| 4 Paper & wood products .....                 | Lumber, plywood, construction wooden products, furniture & fixtures & equipment, paper & process paper products                                                                     |
| 5 Chemical products .....                     | Paints, other chemical products                                                                                                                                                     |
| 6 Petroleum products & paving materials ..... | Petroleum products, paving materials                                                                                                                                                |
| 7 Ceramics, stone & clay products .....       | Fireproof products, other stone & clay products, glass & related products, ceramic ware, cement, Ready mixed concrete, cement products, other ceramics, other stone & clay products |
| 8 Iron & steel .....                          | Hot rolled steel, steel pipes, cold rolled steel & coated steel, casting products and other iron & steel products                                                                   |
| 9 Non-ferrous metals .....                    | Electric wires, cables & optical fiber cable, other non-ferrous metals                                                                                                              |
| 10 Metal products .....                       | Constructing metal products, building metal products, gas & oil heating appliances, other metal products                                                                            |
| 11 General machinery .....                    | General machinery (boiler, air-conditioning, etc.)                                                                                                                                  |
| 12 Electric machinery .....                   | Heavy electric equipment, other electric machinery                                                                                                                                  |
| 13 Other industrial products .....            | Plastic products, other manufacturing products                                                                                                                                      |

(2) Selection of items, standards, and specification

In each construction material belong to each classification, 393 items are selected by the following criteria.

- ① Items having high values in input amount on the construction work
- ② Important items on the observation of the price movement of the construction materials
- ③ Representative items shown the remarkable price movement of item groups in the same classification
- ④ Price survey items surveyed by the Construction Research Institute

The standards and specification of selected items are done by the following criteria.

- ① Ample supplies
- ② Prices surveyed continually
- ③ Surveyed in common among 10 cities surveyed by the Construction Research Institute

Selected items, standards, and specification are used in common with each series of index by sector.

### 3) CMPI formula

The index is calculated as the weighted arithmetic mean with fixed base (Laspeyres' formula).

$$I_{JKt} = \frac{\sum_i \frac{P_{IJKt}}{P_{IJK0}} \cdot W_{ik0}}{\sum W_{ik0}}$$

|                   |                                                 |
|-------------------|-------------------------------------------------|
| I :               | General (or classification) index               |
| P :               | Price of item                                   |
| $P_{it}/P_{i0}$ : | Price index by item                             |
| W :               | Weight (input amount of construction materials) |
| i :               | Each item                                       |
| J :               | Each city                                       |
| k :               | Each sector                                     |
| O :               | Base period                                     |
| t :               | Comparison period                               |

### 4) Data

#### (1) Weights

The weights are calculated as the following and are used in common for the indexes by cities.

#### ① The weights of Major and Intermediate classification

By the "Table on Transactions Consumption Sector of the Special Classification (purchaser's prices)" of the "2005 Input Output Tables for the Construction Sector Analysis" (Ministry of Land, Infrastructure and Transport), the weights are calculated by the construction sectors such as the construction general, building construction, and civil engineering.

- a) The items not included in the coverage of index are excluded referring the basic classification of the Input Output Tables.
- b) The intermediate classification having a very small weight is included to a same sort of this classification.

#### ② The weights of the minor classification

The weights are calculated as a base of the Basic Sector Input Table (purchaser's prices) of the Input Output Tables. The items not defined and having a small weight are included to a same sort of this classification.

#### ③ The weights by items

Using the percentage of the product amounts by items of the Input Output Tables and various statistics, the weight of the minor classification are distributed to the items in the same sort of classification in consideration of the following points.

- a) The weights are calculated by the sector within the limit of the possible, however, in case of not by the sector, the percentage of the composition weights of the construction general are applied to each sector.
- b) In case the weights are not divided by a reason of not obtaining the statistics, a high-ranking weight are distributed equally to each item.

④ The weights by standards and specification

In case the weights are divided proportionally by the statistics compiled by government and industries concerned, the weights of items are divided by the percentage. In case of not, the weights of items are distributed equally.

(2) Prices

The material price data use the results of the construction material prices surveyed by the Construction Research Institute (reported on the Monthly Construction Price).

The outline of the survey is the following.

- ① Characteristics: Delivery price to large users (including freight)
- ② Coverage: Reliable trades such as makers, wholesales, special agents dealing in large quantities of materials
- ③ Condition: Prices by general transaction quantities in the continuous transaction for construction field deliveries, cash accounts, and large users
- ④ Consumption: Prices exclude the consumption tax
- ⑤ Decision of price: Most frequent figures in market price in surveyed cities

5) Scope of CMPI

The indexes are compiled for 10 cities of Tokyo, Osaka, Nagoya, Fukuoka, Naha, Hiroshima, Takamatsu, Niigata, Sendai and Sapporo

6) Japan average index

The national Japan average is the weighted average index calculated from the indexes by construction general, building construction and civil engineering sectors (three sectors) by corresponding the regional construction investment amounts in 2005 (nominal values) compiled by the Ministry of Land, Infrastructure and Transport as weights to the 10 regional construction investment amounts by three sectors and cities in such manner that Sapporo covers such amount in Hokkaido, and Sendai does in Tohoku, so on.

7) Base period and revision

The base period of the index and the weight is the calendar year 2005, and will be revised every five years in accordance with the compiling the Input Output Tables in the future.

The base period price is the arithmetic mean of 2005 (January–December).

## 2. Table of CMPI Weights by Major and intermediate classification (Weight (per 10,000))

(Base period:2005)

| Basic classification<br>(Major and intermediate) | General | Building<br>construction | Part of Building construction |                    |                        |                         | Civil<br>engineering | Part of Civil engineering |                  |       |
|--------------------------------------------------|---------|--------------------------|-------------------------------|--------------------|------------------------|-------------------------|----------------------|---------------------------|------------------|-------|
|                                                  |         |                          | House (W)                     | House<br>(SRC, RC) | Office<br>(SRC, RC, S) | Factory<br>(SRC, RC, S) |                      | Road                      | Flood<br>control | Sewer |
|                                                  |         |                          |                               |                    |                        |                         |                      |                           |                  |       |
| General                                          | 10000   | 10000                    | 10000                         | 10000              | 10000                  | 10000                   | 10000                | 10000                     | 10000            |       |
| Agricultural products                            | 71      | 32                       | 6                             | 51                 | 54                     | 50                      | 131                  | 132                       | 237              | 55    |
| Agricultural products                            | 71      | 32                       | 6                             | 51                 | 54                     | 50                      | 131                  | 132                       | 237              | 55    |
| Mineral products                                 | 397     | 82                       | 73                            | 89                 | 82                     | 122                     | 883                  | 740                       | 1563             | 306   |
| Gravel & crushed stone                           | 397     | 82                       | 73                            | 89                 | 82                     | 122                     | 883                  | 740                       | 1563             | 306   |
| Textile products                                 | 88      | 123                      | 105                           | 136                | 164                    | 47                      | 34                   | 33                        | 45               | 37    |
| Tatami & process straw products                  | 16      | 26                       | 50                            | 25                 | 4                      | 1                       | 0                    | 0                         | 0                | 0     |
| Textile industry products                        | 72      | 97                       | 56                            | 110                | 160                    | 47                      | 34                   | 33                        | 45               | 37    |
| Paper & wood products                            | 1730    | 2794                     | 5099                          | 2270               | 922                    | 473                     | 90                   | 67                        | 49               | 100   |
| Lumber                                           | 496     | 797                      | 1787                          | 346                | 171                    | 87                      | 32                   | 31                        | 27               | 33    |
| Plywood                                          | 267     | 417                      | 480                           | 407                | 425                    | 291                     | 35                   | 33                        | 4                | 38    |
| Construction wooden products                     | 439     | 711                      | 1348                          | 565                | 137                    | 22                      | 21                   | 2                         | 16               | 27    |
| Furniture & fixtures & equipment                 | 433     | 712                      | 1210                          | 796                | 144                    | 51                      | 2                    | 2                         | 2                | 2     |
| Paper & process paper products                   | 94      | 156                      | 275                           | 156                | 44                     | 21                      | 0                    | 0                         | 0                | 0     |
| Chemical products                                | 134     | 177                      | 201                           | 233                | 116                    | 194                     | 68                   | 50                        | 33               | 59    |
| Paints                                           | 94      | 146                      | 157                           | 200                | 98                     | 181                     | 14                   | 16                        | 4                | 20    |
| Other chemical products                          | 40      | 31                       | 43                            | 32                 | 18                     | 12                      | 54                   | 35                        | 29               | 39    |
| Petroleum products & paving materials            | 432     | 94                       | 23                            | 136                | 139                    | 225                     | 952                  | 1851                      | 586              | 478   |
| Petroleum products                               | 201     | 80                       | 23                            | 125                | 120                    | 127                     | 388                  | 548                       | 496              | 250   |
| Paving materials                                 | 231     | 14                       | 0                             | 12                 | 18                     | 98                      | 564                  | 1303                      | 91               | 228   |
| Ceramics,stone & clay products                   | 2248    | 1622                     | 1310                          | 2213               | 1826                   | 1572                    | 3211                 | 3295                      | 4584             | 3662  |
| Fireproof products                               | 39      | 8                        | 0                             | 2                  | 23                     | 26                      | 87                   | 1                         | 0                | 62    |
| Other stone & clay products                      | 127     | 180                      | 165                           | 202                | 167                    | 122                     | 45                   | 42                        | 19               | 36    |
| Glass & related products                         | 63      | 102                      | 81                            | 58                 | 179                    | 69                      | 3                    | 2                         | 1                | 8     |
| Ceramic ware                                     | 158     | 252                      | 385                           | 241                | 207                    | 58                      | 14                   | 5                         | 1                | 8     |
| Cement                                           | 55      | 29                       | 26                            | 43                 | 28                     | 30                      | 96                   | 69                        | 134              | 77    |
| Ready mixed concrete                             | 863     | 535                      | 286                           | 1011               | 628                    | 618                     | 1369                 | 1564                      | 2628             | 670   |
| Cement products                                  | 798     | 389                      | 292                           | 523                | 386                    | 457                     | 1429                 | 1462                      | 1595             | 2726  |
| Other ceramics, other stone & clay products      | 144     | 127                      | 74                            | 134                | 208                    | 191                     | 168                  | 151                       | 205              | 74    |
| Iron & steel                                     | 833     | 721                      | 294                           | 1203               | 830                    | 797                     | 1007                 | 916                       | 720              | 635   |
| Hot rolled steel                                 | 550     | 538                      | 192                           | 921                | 600                    | 564                     | 568                  | 664                       | 459              | 341   |
| Steel pipes                                      | 144     | 113                      | 68                            | 185                | 137                    | 122                     | 192                  | 101                       | 104              | 150   |
| Cold rolled steel & coated steel                 | 75      | 53                       | 17                            | 77                 | 82                     | 100                     | 109                  | 92                        | 142              | 16    |
| Casting products and other iron & steel products | 64      | 15                       | 18                            | 20                 | 11                     | 11                      | 139                  | 59                        | 15               | 127   |
| Non-ferrous metals                               | 258     | 172                      | 119                           | 241                | 201                    | 231                     | 390                  | 106                       | 70               | 185   |
| Electric wires & cables                          | 229     | 141                      | 101                           | 195                | 159                    | 191                     | 363                  | 98                        | 33               | 135   |
| Other non-ferrous metals                         | 29      | 31                       | 18                            | 47                 | 41                     | 40                      | 27                   | 8                         | 37               | 50    |
| Metal products                                   | 2838    | 3261                     | 2060                          | 2456               | 4449                   | 5173                    | 2188                 | 2254                      | 1469             | 1444  |
| Constructing metal products                      | 1213    | 889                      | 53                            | 481                | 1681                   | 2963                    | 1711                 | 1689                      | 1091             | 1133  |
| Building metal products                          | 1045    | 1627                     | 1355                          | 1274               | 1749                   | 1540                    | 148                  | 152                       | 95               | 3     |
| Gas & oil heating appliances                     | 212     | 335                      | 254                           | 314                | 587                    | 263                     | 22                   | 0                         | 0                | 127   |
| Other metal products                             | 368     | 409                      | 398                           | 387                | 432                    | 407                     | 306                  | 413                       | 283              | 181   |
| General machinery                                | 173     | 172                      | 50                            | 146                | 325                    | 400                     | 173                  | 19                        | 17               | 1206  |
| General machinery                                | 173     | 172                      | 50                            | 146                | 325                    | 400                     | 173                  | 19                        | 17               | 1206  |
| Electric machinery                               | 307     | 371                      | 315                           | 392                | 468                    | 375                     | 208                  | 42                        | 171              | 786   |
| Heavy electric equipment                         | 54      | 37                       | 10                            | 33                 | 64                     | 108                     | 79                   | 3                         | 87               | 321   |
| Other electric machinery                         | 253     | 334                      | 305                           | 359                | 404                    | 266                     | 129                  | 39                        | 84               | 465   |
| Other industrial products                        | 490     | 378                      | 344                           | 434                | 424                    | 342                     | 663                  | 494                       | 455              | 1047  |
| Plastic products                                 | 366     | 332                      | 296                           | 363                | 395                    | 312                     | 418                  | 275                       | 299              | 779   |
| Other manufacturing products                     | 124     | 46                       | 48                            | 71                 | 28                     | 30                      | 244                  | 219                       | 156              | 268   |

Note1 : Figures do not add to totals because figures have been rounded to the nearest final digit.

Note2 : When the number is less than 0.5, it is rounded off to the nearest whole number and is written as "0" (zero).

### Ⅲ. 建設機械・仮設資材賃貸料金指数の作成方法

#### 1. 指数の性格

本指数は、「建設資材物価指数」が建設工事に直接使用される「モノ」資材に限定して作成されているのに対し、建設工事の現場で提供される、建設機械・仮設資材の賃貸料金を指数化したものである。

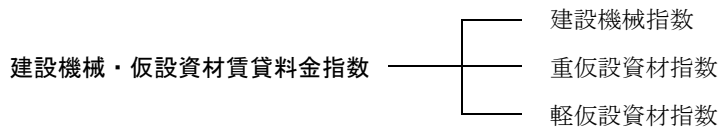
#### 2. 指数の作成方法

##### 1) 指数の種類

指数には、時系列指数と都市間格差指数があり、次のような構成となっている。

##### (1) 時系列指数

時系列指数は、月別に東京都区部以下10都市について、固定ウェイトにより大分類別に算出している。



##### (2) 都市間格差指数

東京=100として主要10都市間の料金格差を表す指数である。全国ウェイトによるラスパイレス式により年1回、年平均指数として算出している。

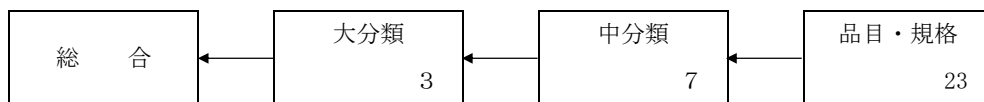
#### 建設機械・仮設資材賃貸料金

都市間格差指数 ————— 建設機械・仮設資材賃貸料金格差指数

##### 2) 指数の分類

##### (1) 指数分類

指数の分類は、国土交通省が実施している「建設関連業の動態調査（建設機械器具リース業等）」に準拠している。すなわち、建設機械と主に土木工事に使用される重仮設材、主に建築工事に使用される軽仮設材を大分類とする、以下のような構成となっている。



##### (2) 品目及び規格・銘柄の選定

品目等の選定は、各類に属する各種資材のうち重要度が高く、かつ価格の変動が類を代表できる1品目1規格の23品目とした。



### 3) 指数の計算式

指数の計算は「基準時金額加重算術平均法（ラスパイレズ型）」によって算出している。

### 4) 使用データ

#### (1) ウェイト

ウェイトは、下記によって作成しており、都市別指数に共通して用いられている。

##### ①大分類のウェイト

国土交通省が実施している「建設関連業の動態調査(建設機械器具リース業等)」の2005年(平成17年)3部門別(建設機械器具リース業、重仮設リース業、軽仮設リース業)賃貸売上高をウェイトとしている。

| 大分類        | ウェイト<br>(1万分比) |
|------------|----------------|
| 建設機械器具リース業 | 5,770          |
| 重仮設リース業    | 1,955          |
| 軽仮設リース業    | 2,275          |
| 合計         | 10,000         |

##### ②中分類及び品目ウェイト

品目別年間稼働量から推計した品目別賃貸売上高をウェイトとしている。

#### (2) 価格

価格データは、当調査会調査による建設機械賃貸料金、仮設鋼材賃貸料金、仮設資材賃貸料金(月刊「建設物価」掲載価格)を用いている(消費税を含まない価格である)。

### 5) 指数作成地域

指数を作成している都市は、次の10都市である。

東京、大阪、名古屋、福岡、那覇、広島、高松、新潟、仙台、札幌

(東京は関東、大阪は近畿、名古屋は中部、福岡は九州、那覇は沖縄、広島は中国、高松は四国、新潟は北陸、仙台は東北、札幌は北海道の掲載価格を使用して算出している。なお、重仮設材の那覇、札幌以外の都市、軽仮設の札幌以外の都市は全国価格を使用して算出している。)

### 6) 基準時

指数の基準時及びウェイト時は、いずれも2005年(平成17年)である。なお、基準時価格は、2005年1月～12月の単純平均である。

### 3. 指数体系及びウエイト（一万分比）

| 大分類                | 中分類                 | 品 目                    |         |
|--------------------|---------------------|------------------------|---------|
| 1. 建設機械<br>(5,770) | 1. 土工機械<br>(3,187)  | 1. ブルドーザ               | (68)    |
|                    |                     | 2. トラクタショベル（車輪式）       | (92)    |
|                    |                     | 3. トラクタショベル（履帯式）       | (64)    |
|                    |                     | 4. ショベル系掘削機（油圧式）       | (2,964) |
|                    | 2. 運搬機械<br>(827)    | 1. クレーン（クレーン付きトラックを含む） | (558)   |
|                    |                     | 2. 不整地運搬車              | (225)   |
|                    |                     | 3. フォークリフト             | (44)    |
|                    | 3. 基礎工事用機械<br>(4)   | 1. 振動パイルドライバ           | (4)     |
|                    | 4. 整地・転圧機械<br>(238) | 1. モータグレーダ             | (30)    |
|                    |                     | 2. ローラ（搭乗式）            | (209)   |
|                    | 5. その他<br>(1,513)   | 1. 高所作業車（自走式）          | (892)   |
|                    |                     | 2. 大型発動発電機（15kW以上）     | (471)   |
|                    |                     | 3. 大型コンプレッサ（15kW以上）    | (151)   |
| 2. 重仮設材<br>(1,955) | 1. 重仮設材<br>(1,955)  | 1. 鋼 矢 板               | (541)   |
|                    |                     | 2. H 形 鋼               | (259)   |
|                    |                     | 3. 鋼 製 山 留             | (749)   |
|                    |                     | 4. 覆 工 板               | (406)   |
| 3. 軽仮設材<br>(2,275) | 2. 軽仮設材<br>(2,275)  | 1. 枠 組 足 場             | (693)   |
|                    |                     | 2. 鋼 製 型 枠             | (36)    |
|                    |                     | 3. 丸 角 部 材             | (685)   |
|                    |                     | 4. 長 尺 足 場 材           | (229)   |
|                    |                     | 5. 支 保 工 部 材           | (607)   |
|                    |                     | 6. 養 生 部 材             | (25)    |

（注）ウエイトは四捨五入しているため、上位類のウエイトと必ずしも一致しない。

### III. Method of calculating the construction machinery • temporary work material lease charge index

#### 1. Characteristics of index

This index is calculated for the purpose of indicating the lease charges of construction machinery • temporary work materials to be furnished at the construction work site, while the “Construction material price index” is calculated with its coverage limited only to the “tangible” materials to be directly used for the construction work.

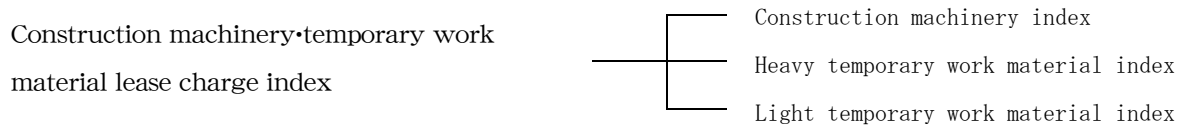
#### 2. Calculating method of index

##### 1) Kinds of indexes

There are two kinds of indexes, i.e., time-series index and regional difference index, as is given below:

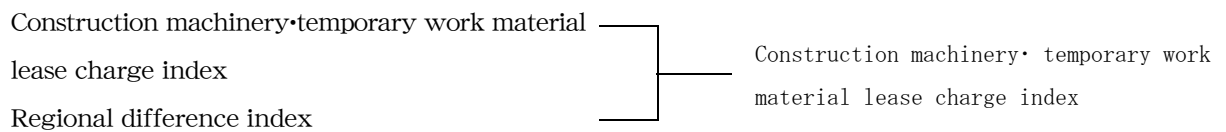
##### (1) Time-series index

The time-series index is calculated for major 10 cities including Tokyo monthly by major groups using the fixed weights.



##### (2) Regional difference index

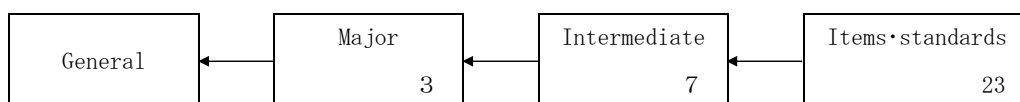
The regional difference index is to show the difference in charges between major 10 cities with Tokyo taken up as the base for comparison(=100). This index is calculated once a year as the weighted arithmetic mean with the fixed base (Laspeyres’ formula).



##### 2) Classification of indexes

##### (1) Classification

The classification of indexes is in accordance with the “Dynamic Statistical Survey of Construction-related Industry (construction machinery•appliances leasing service, etc.)” made by the Ministry of Land, Infrastructure and Transport. Namely, the construction machinery and heavy temporary work materials used for civil works, and light temporary work materials used mainly for building works are considered as major classification. The composition flowchart is as given below:



(2) Selection of items, standards and specification

For the selection of items, etc., 1 item/1 standard having a high degree of importance among various materials belonging to respective item groups and capable of showing the representative price movement of such item groups, i.e., 23 items in total were selected.

3) Calculation formula for indexes

The indexes are calculated as the “weighted arithmetic mean of values at the base period” (Laspeyres’ formula).

4) Data used

(1) Weights

The weights are calculated as given below and are used commonly for the indexes by cities.

① weights of major classification

These weights are based on the leasing sales by three sectors (construction machinery leasing service, heavy temporary work materials leasing service and light temporary work materials leasing service) in 2005 of the “Dynamic Statistical Survey of Construction-related Industry (construction machinery/appliances leasing service, etc.)” made by the Ministry of Land, Infrastructure and Transport.

| Major classification                           | Weight<br>(ratio in 1/10,000) |
|------------------------------------------------|-------------------------------|
| Construction machinery leasing service         | 5,770                         |
| Heavy temporary work materials leasing service | 1,955                         |
| Light temporary work materials leasing service | 2,275                         |
| Total                                          | 10,000                        |

② Weights of intermediated and by items

These weights are based on the leasing sales by items estimated from the annual operation rate by items.

(2) Prices

For the price data, the construction machinery and temporary work material lease charges surveyed by the Construction Research Institute (prices reported on the “Monthly Construction Price” ) are used (The prices include no consumption tax.) .

5) Scope of indexes

The indexes are compiled for the following 10 cities:

Tokyo, Osaka, Nagoya, Fukuoka, Naha, Hiroshima, Takamatsu, Niigata, Sendai and Sapporo.

6) Base period

The base period of index and weight is the calendar year of 2005. The base period price is the simple arithmetic mean of January to December in 2005.

3. System and weights of index (ratio in 1/10,000)

| Major classification                         | Intermediate classification                  | Item                                        |         |
|----------------------------------------------|----------------------------------------------|---------------------------------------------|---------|
| 1. Construction machinery<br>(5,770)         | 1. Earth-moving machine<br>(3,187)           | 1. Bulldozer                                | (68)    |
|                                              |                                              | 2. Tractor shovel (Wheel-type)              | (92)    |
|                                              |                                              | 3. Tractor shovel (Crawler-type)            | (64)    |
|                                              |                                              | 4. Shovel type excavator (Hydraulic type)   | (2,964) |
|                                              | 2. Materials handling machine<br>(827)       | 1. Crane (including truck with crane)       | (558)   |
|                                              |                                              | 2. Rough terrain hauler                     | (225)   |
|                                              |                                              | 3. Fork lift                                | (44)    |
|                                              | 3. Foundation work equipment<br>(4)          | 1. Vibratory pile driver                    | (4)     |
|                                              | 4. Land grading /rolling machine<br>(238)    | 1. Motorized grader                         | (30)    |
|                                              |                                              | 2. Roller (boarding type)                   | (209)   |
|                                              | 5. Others<br>(1,513)                         | 1. Vehicle for high lift work (mobile type) | (892)   |
|                                              |                                              | 2. Large generator-motor (15kW or more)     | (471)   |
|                                              |                                              | 3. Large compressor (15kW or more)          | (151)   |
| 2. Heavy temporary work materials<br>(1,955) | 1. Heavy temporary work materials<br>(1,955) | 1. Steel sheet-pile                         | (541)   |
|                                              |                                              | 2. H steel                                  | (259)   |
|                                              |                                              | 3. Steel sheathing                          | (749)   |
|                                              |                                              | 4. Lining                                   | (406)   |
| 3. Light temporary work materials<br>(2,275) | 2. Light temporary work materials<br>(2,275) | 1. Framed scaffolding                       | (693)   |
|                                              |                                              | 2. Steel form                               | (36)    |
|                                              |                                              | 3. Round and square members                 | (685)   |
|                                              |                                              | 4. Long scaffolding members                 | (229)   |
|                                              |                                              | 5. Timbering members                        | (607)   |
|                                              |                                              | 6. Protective members                       | (25)    |

(Note) Since the weights are rounded to the nearest whole number, they are not always coincident with the weights of upper class groups.

一般財団法人 建設物価調査会 本部・事務所・支部

本部 ☎103-0011 東京都中央区日本橋大伝馬町11番8号 (フジスタービル日本橋)  
☎ (03)3663-7235(直通) [FAX] (03)3663-0966

|       |                   |                    |           |                                   |
|-------|-------------------|--------------------|-----------|-----------------------------------|
| 大阪事務所 | ☎(06)4300-4770(代) | [FAX](06)4300-4771 | ☎530-0001 | 大阪市北区梅田1丁目8番17号<br>(大阪第一生命ビル)     |
| 北海道支部 | ☎(011)271-3721(代) | [FAX](011)221-0369 | ☎060-0002 | 札幌市中央区北二条西4丁目1番地 (北海道ビル)          |
| 東北支部  | ☎(022)223-5101(代) | [FAX](022)264-8903 | ☎980-0811 | 仙台市青葉区一番町4丁目6番1号<br>(仙台第一生命タワービル) |
| 北陸支部  | ☎(025)243-2891(代) | [FAX](025)243-2290 | ☎950-0082 | 新潟市中央区東万代町1番30号<br>(新潟第一生命ビルディング) |
| 中部支部  | ☎(052)955-5261(代) | [FAX](052)955-5264 | ☎460-0003 | 名古屋市中区錦3丁目4番6号<br>(桜通大津第一生命ビル)    |
| 中国支部  | ☎(082)227-2711(代) | [FAX](082)223-0632 | ☎730-0016 | 広島市中区幟町13番11号<br>(明治安田生命広島幟町ビル)   |
| 四国支部  | ☎(087)851-1233(代) | [FAX](087)822-4436 | ☎760-0017 | 高松市番町1丁目1番5号 (ニッセイ高松ビル)           |
| 九州支部  | ☎(092)481-0951(代) | [FAX](092)451-1064 | ☎812-0011 | 福岡市博多区博多駅前1丁目15番20号<br>(アクサ福岡ビル)  |
| 沖縄支部  | ☎(098)863-8826(代) | [FAX](098)861-2447 | ☎900-0015 | 那覇市久茂地3丁目1番1号 (日本生命那覇ビル)          |

■本誌の内容、数字等についてのお問い合わせは、下記へお願いします。

経済研究部

TEL : 03-3663-7235(直通)

Email : econ@kensetu-bukka.or.jp

■禁無断転載

建設物価指数月報  
Monthly Report

on Construction Price Index

平成28年4月号 (第394号)

平成28年4月10日 発行

発行所 ©一般財団法人 建設物価調査会

〒103-0011 東京都中央区日本橋大伝馬町11番8号

フジスタービル日本橋

建設物価ホームページアドレス  
<http://www.kensetu-bukka.or.jp>

建設総合サイト「建設Navi」  
<http://www.kensetu-navi.com/>



一般財団法人

建設物価調査会